



2016 RAM 2500/3500



RAM

CANADA'S LONGEST-LASTING, MOST CAPABLE HEAVY-DUTY PICKUPS.^{1*}

RAM: HIGHEST CUSTOMER LOYALTY OF ANY FULL SIZE PICKUP.

Best-in-class towing². Top-tier payload figures. Superiority in torque and horsepower, with class-exclusive² suspension technology, outstanding ride comfort, and towing and payload control. Ram Heavy Duty is where it all comes together, from the legendary capability to the luxurious interiors of Laramie Longhorn[®] and Laramie[®] Limited models to the off-road domination of the Ram 2500 Power Wagon[®]. If you're looking for innovative storage, state-of-the-art technology and unrelenting strength, you've found it—and it's why Ram Heavy Duty has higher customer loyalty than any other full-size pickup.³ Learn more at RAMTRUCK.CA



Ram Power Wagon shown in Bright White with red/silver decal.



- **BEST-IN-CLASS TORQUE² — 900 LB-FT**
(6.7L CUMMINS[®] HIGH-OUTPUT TURBO DIESEL I-6, RAM 3500)



- **BEST-IN-CLASS GAS HORSEPOWER² — 410 HP** (6.4L HEMI[®] V8)
- **CLASS-EXCLUSIVE AUTO-LEVEL REAR AIR SUSPENSION²**



Properly secure all cargo.



- **CLASS-EXCLUSIVE RAMBOX[®] CARGO MANAGEMENT SYSTEM²**



Ram 3500 Laramie shown in Black with Bright Silver Metallic lower two-tone.



- **BEST-IN-CLASS TOWING² — 31,210 LB (14,157 KG)[†]**
- **BEST-IN-CLASS GCWR² — 39,100 LB (17,736 KG)[†]**
- **BEST-IN-CLASS PAYLOAD² — 7,390 LB (3,352 KG)[†]**

[†] Ram 3500.



Ram 2500 Laramie[®] Limited shown in Granite Crystal Metallic.

CANADA'S MOST DURABLE HEAVY DUTY DIESEL PICKUP:⁴

The 2016 Ram 2500/3500 Heavy Duty models deliver exactly what you need: superior capability and exceptional levels of comfort, all backed with proven reliability and durability. Whether you're in the commercial sector or looking at serious recreational towing and hauling, the Ram 2500/3500 models are ready for the job. Best of all, with Canada's longest-lasting heavy-duty diesel pickups,⁵ you can count on years of service.

PERCENTAGE, BY BRAND, OF ALL HEAVY DUTY DIESEL PICKUPS SOLD OVER THE PAST 22 YEARS THAT ARE STILL ON THE ROAD TODAY.⁶

RAM	86%
GMC	82%
CHEVY	78%
FORD	70%

^{*}All disclaimers and disclosures can be found on the back cover.

ONLY RAM HAS BEST-IN-CLASS TORQUE.²



**6.7L CUMMINS®
TURBO DIESEL I-6**



6.4L HEMI® V8



5.7L HEMI V8

385 HORSEPOWER 900 LB-FT OF TORQUE

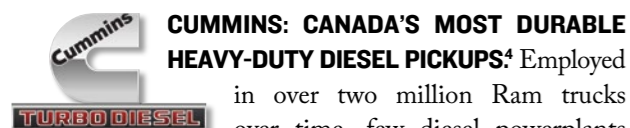
CUMMINS HIGH-OUTPUT TURBO DIESEL WITH AISIN® AS69RC TRANSMISSION (3500)

370 HORSEPOWER 800 LB-FT OF TORQUE

CUMMINS TURBO DIESEL WITH 66RFE 6-SPEED AUTOMATIC TRANSMISSION (2500/3500)

350 HORSEPOWER 660 LB-FT OF TORQUE

CUMMINS TURBO DIESEL WITH G56 6-SPEED MANUAL TRANSMISSION (2500/3500)



CUMMINS: CANADA'S MOST DURABLE HEAVY-DUTY DIESEL PICKUPS.⁴ Employed

in over two million Ram trucks over time, few diesel powerplants have achieved the respect and recognition earned by the Cummins name. In a Ram 3500, it delivers **best-in-class² torque, towing, GCWR and recommended oil change intervals⁷**—up to 24,000 km.

All calibrations feature a next-generation Diesel Exhaust Fluid (DEF) System for enhanced fuel economy and a **class-exclusive “Smart” Diesel Exhaust Brake²** to help control the descent of your pickup by maintaining smooth braking on a slope. With its unsurpassed 5-Year/160-Kilometre Powertrain Limited Warranty⁸ and **class-exclusive Ram Active Air™ technology²**, the Cummins comes out on top.

TRANSMISSIONS TO MATCH. The Cummins output demands a high-performing transmission, such as the available AISIN 6-speed automatic with its massive 322-mm torque converter and multirange technology, offering best-in-class 900 lb-ft of torque.² Also available with the Cummins is the class-exclusive G56 6-speed manual transmission,² with impressive fuel economy.

410 HORSEPOWER 429 LB-FT OF TORQUE

2500/3500 WITH 66RFE 6-SPEED AUTOMATIC TRANSMISSION
(370 HORSEPOWER ON 3500 MEGA CAB® MODELS)



LARGEST DISPLACEMENT V8 IN ITS CLASS AND BEST-IN-CLASS GAS ENGINE POWER.²

When gas is the preferred fuel, the **best-in-class gas horsepower²** from the 6.4-litre HEMI V8 with Multi-Displacement System (MDS) technology is matched only by **best-in-class gas torque²**: 410 horsepower and 429 lb-ft of torque. The outcome is outstanding capability.

Fuel-efficient performance is ensured through multiple technologies. These include individual Cylinder Fuel Control, a cooled Exhaust Gas Recirculation (EGR) System, a heavy-duty cooling system and standard MDS/FuelSaver Technology, which seamlessly shuts off four of the eight cylinders at highway speeds.

Best-in-class payload figures² prove the superiority of Ram Heavy Duty. The available 6.4-litre HEMI V8 in Ram 3500 delivers a **top-tier payload rating** of 3,352 kg (7,390 lb).²

PROVEN PARTNER. The 6.4-litre HEMI V8 is mated to the sophisticated, multirange and electronically operated 66RFE 6-speed automatic transmission. Offering full electronic control for up- and downshifting, it optimizes all gear ratios for responsive performance and features an independent lubrication cooler that ensures ample pressures under all driving conditions.

383 HORSEPOWER 400 LB-FT OF TORQUE

2500/3500 WITH 66RFE 6-SPEED AUTOMATIC TRANSMISSION



LEGENDARY PERFORMANCE. The 5.7-litre V8 powerhouse offers truly impressive capability, including remarkable highway fuel efficiency and incredible standard 383 horsepower and 400 lb-ft of torque.

Engineering advantages start with Variable Valve Timing (VVT), which opens and closes valves with exact precision, translating into peak performance and increased torque for confident towing and hauling. Along with VVT, interactive Deceleration Fuel Shut-Off (iDFSO) ceases the fuel flow during deceleration to help enhance fuel efficiency, and with no noticeable change in operation. This fuel-saving feature is especially valuable in cities and stop-and-go traffic.

Further enhanced with a heavy-duty cooling system, the 5.7-litre HEMI V8 is the standard engine powering the Ram 2500/3500 pickups.

BEYOND EXPECTATIONS. In Ram Heavy Duty, the 5.7-litre HEMI V8 is mated to the tough-as-nails 66RFE 6-speed automatic transmission. This creates a powertrain designed to exceed the typical demands for towing and hauling.

TOUGH TOWING, TOUGH WARRANTIES.

COMPREHENSIVE AND TOUGH WARRANTIES PROVE THE QUALITY OF EVERY RAM WE BUILD.

5YR/160,000 KM
DIESEL POWERTRAIN LIMITED WARRANTY¹

3YR/290,000 KM
AISIN[®] TRANSMISSION WARRANTY¹

5YR/100,000 KM
GAS POWERTRAIN LIMITED WARRANTY¹

Ram 2500 Laramie[®] Limited shown in Granite Crystal Metallic.

Properly secure all cargo. 5

MASTERFUL TOWING PUTS RAM HEAVY DUTY IN FRONT. Ram Heavy Duty pickups are born and bred to tow. Advantages here include a standard Class V hitch receiver, large antilock disc brakes and a heavy-duty engine cooling system, each contributing to Ram's best-in-class towing capability.²

No matter which engine you choose, you've got outstanding towing at your service. Equip your Ram 3500 with the Cummins,[®] and your towing figures rocket up to best-in-class 14,157 kg (31,210 lb).² In a Ram 2500 with the same engine, you've got class-leading 3/4-ton towing rated up to 8,156 kg (17,980 lb).²

SEVEN-PIN TRAILER CONNECTOR. Ram Heavy Duty models feature smart, factory-installed trailer-connecting technology. Along with the standard bumper-mounted 4-/7-pin connector, the available Fifth-Wheel/Gooseneck Prep Group includes an integrated bed-panel connector in the rear left panel. The available Centre High-mounted Stoplamp (CHMSL) Camera is particularly convenient for fifth-wheel hook-ups.



FRAMES THAT ARE TOUGH ON THE COMPETITION. Ram 2500/3500 models ride on 50,000-psi high-strength steel frames with eight crossmembers; a rear axle crossmember stabilizes the truck to maximize towing.

PARKVIEW[®] REAR BACK-UP CAMERA⁹ is a natural option to assist in backing up to loading docks and trailer hitches. The camera image is displayed in the rearview mirror with the Radio 3.0 multimedia centre or, if equipped with the Uconnect[®] 5.0 or 8.4 multimedia centres, on the display screen with additional dynamic grid lines. If you're equipped with both the CHMSL and ParkView Rear Back-Up⁹ cameras, you can now toggle the image between the two.



THE FACTORY-INSTALLED FIFTH-WHEEL/GOOSENECK PREP GROUP. Greatly expanding capability, this factory-installed available rear structural crossmember is fully integrated into the box floor, with provisions for either a fifth-wheel or gooseneck hitch (shown here). Four reinforced tie-down points let you easily secure and transport heavy loads. (Hitch ball not included.)



31,210 LB (14,157 KG) CLASS-DOMINATING TOWING



RAM 2500 CAPABILITY

MAX TOWING — 17,980 LB (8,156 KG)² 

MAX GCWR — 25,300 LB (11,476 KG)² 


MAX PAYLOAD — 3,990 LB (1,801 KG)

MAX GVWR — 10,000 LB (4,536 KG)

RAM 3500 CAPABILITY

MAX TOWING — 31,210 LB (14,157 KG)² 

MAX GCWR — 39,100 LB (17,736 KG)² 

MAX PAYLOAD — 7,390 LB (3,352 KG)² 

MAX GVWR — 14,000 LB (6,350 KG)



7,390 LB (3,352 KG) MAX PAYLOAD



MAX OUT YOUR GROSS COMBINED WEIGHT RATING (GCWR). For 2016, Ram Heavy Duty is stronger than ever. The new max GCWR has been boosted to best-in-class 17,736 kg (39,100 lb)² on Ram 3500, with class-leading 11,476 kg (25,300 lb) GCWR on Ram 2500.²

The Gross Vehicle Weight Ratings (GVWR) are equally as impressive. Available GVWRs of 6,350 kg (14,000 lb) on Ram 3500 and 4,536 kg (10,000 lb) on Ram 2500 allow for heavier loads that further separate Ram Heavy Duty from the rest of the pack. Best-in-class payload² is also achieved in the 2016 Ram 3500, attaining a payload capability of up to 3,352 kg (7,390 lb).

INSTRUMENT PANEL-MOUNTED SWITCH BANK. Manage the Electronic Stability Control (ESC),¹⁰ and the available Electronic Trailer Brake Controller, "Smart" Diesel Exhaust Brake and class-exclusive Auto-Level Rear Air Suspension² with ease. Capability and add-ons are anticipated, which is why we've designed the switch bank with additional auxiliary switches that can be configured for future electrical connections or custom upfits.



Ram 2500 Power Wagon[®] shown in Flame Red with Grey/Silver decal.

BEST-IN-CLASS OFF-ROAD CAPABILITY.²

RAM 2500 POWER WAGON RULES THE OFF-ROAD. As Canada's most capable full-size off-road pickup,² the Ram 2500 Power Wagon delivers premium performance. The 6.4L HEMI[®] V8 is mated to the 6-speed automatic, churning out best-in-class 410 horsepower and 429 lb-ft torque.² Capability is unequalled, with a front-mounted 5,443-kg (12,000-lb) capacity WARN[®] winch starting a long list of Power Wagon features.

Add electronically locking front and rear differentials with the electronic front stabilizer bar delivering **229 millimetres (9 inches) of off-road-ready articulation** with the

Ram Articulin[™] System, along with multiple skid plates and underbody protection, heavy-duty Bilstein[®] monotube shocks, solid front and rear axles and, for those uncharted mountainous paths you'll forge, Hill Descent Control.

Off-road leadership is reflected in exceptional figures. These include a low-geared 4.10 axle ratio, 363 millimetres (14.3 inches) of running ground clearance, approach and departure angles of 33.6 and 26.2 degrees respectively...and all of it riding on boulder-ruling monster 33-inch Goodyear[®] all-terrain tires.

SUPERIOR TECHNOLOGY, SOUND RIDE.

CLASS-EXCLUSIVE AUTO-LEVEL REAR AIR SUSPENSION²



Available for Ram 2500/3500, the Auto-Level Rear Air Suspension System ensures outstanding ride comfort and control.

With two driver-activated Payload and Towing modes, the Auto-Level Rear Air Suspension System is tuned to allow full suspension travel for maximized ride, enhanced handling and reduced vehicle/trailer rake.

In Ram 3500 models, the Auto-Level Rear Air Suspension utilizes a single leaf spring which replaces the standard

multi-leaf spring, with the air springs mounted on top of the solid rear axle. Additional links on each side of the rear axle allow the air springs and leaf springs to work in tandem for load carrying.

Ram 2500 models utilize the same design, but replace the rear coil springs with two air springs.

Mode selection is through a switch-bank button, and is illustrated in the full-colour in-cluster display centre. Payload Mode monitors ride heights on both sides of the

vehicle and adjusts for load shifting or changes in road surfaces; a level load is constant.

Trailer/Tow Mode lowers the rear suspension about 25 millimetres (1 inch), for correct alignment between hitch and trailer tongue. Trailer/Tow Mode ensures a level load and creates a parallel and even rake from the pickup front through the rear of the trailer.

CLASS-EXCLUSIVE MULTI-LINK COIL SPRING REAR SUSPENSION²



All Ram 2500 models stand apart from the competition with the five-link coil spring rear suspension and multirate coil springs bolstered by

heavy-duty fixed-displacement twin-tube shock absorbers. This system is designed to reduce friction and improve handling, while delivering Ram-tough capacity that doesn't

back down. This class-exclusive rear suspension² is further proof that you can always count on Ram Heavy Duty for standout performance.

ULTRA-DURABLE HOTCHKISS REAR LEAF SPRING SUSPENSION

Load the massive payloads expected of Ram Heavy Duty. Comfortable and capable by design, the Hotchkiss rear leaf

spring suspension on Ram 3500 shows no compromise in handling or roll dynamics. All Ram 3500 dual-rear wheel

pickups also include separate auxiliary leaves that dramatically beef up load-carrying capacity.

SMOOTH-RIDING THREE-LINK COIL SPRING FRONT SUSPENSION

The front suspension on all Ram 2500 and 3500 models features a robust three-link coil spring assembly teamed up with heavy-duty full-displacement twin-tube shock absorbers. Six massive cam bushings create a force to

counteract roll motion, while large frame-to-axle radius arms ensure optimal front torsional stiffness.

This sophisticated suspension system is designed to keep friction to a minimum, and deliver road manners and

capability at every turn, irrespective of road surface or the amount of payload. Count on exceptional turning ability with remarkably responsive handling on every driving surface, even while tackling the heaviest hauling assignments.



Laramie Longhorn® premium leather shown in Cattle Tan.

STEP INTO AN AWARD-WINNING INTERIOR.

FIRST-CLASS COMFORT MEETS WORK-READY DURABILITY.

Every Ram Heavy Duty offers a premium level of comfort, state-of-the-art technology and advanced degrees of sophistication. Touches of comfort and convenience are found throughout the lineup with unique trim levels and features that make a lasting impression.

Take refinement to the highest level in a Ram Laramie Longhorn® or Laramie® Limited. These top-of-the-line Heavy Duty models deliver class-exclusive 100% leather seating,³ bolstered by leather and real wood accents throughout the cabin, heated and ventilated front bucket seats, and a heated leather-wrapped steering wheel with audio controls.

INTELLIGENT AND INTUITIVE INTERIOR DESIGN. In a truck known for its impressive versatility, it's no surprise to find that every square centimetre of space is devoted to practical storage and pure comfort. From the oversize in-door bins to the smart behind-the-seat and available in-floor storage, you've got a multitude of places to carry equipment and hide valuables.

A VERSATILITY DESIGNED TO FLOOR YOU. Ram Crew Cab models distinguish themselves with interior roominess and class-exclusive in-floor storage² with removable and insulated bins—perfect for keeping beverages and food cold, as well as stashing valuables and small tools.


B IT'S OUT OF SIGHT. The rear underseat storage in Crew Cab models is perfect for items best left out of sight.

C FOLD-FLAT LOAD FLOOR. Available on select Crew Cab models, it provides a convenient flat storage surface, ideal for cargo you'd prefer not to secure in the rear bed.


DUAL GLOVE BOX AND CONSOLE TREATMENTS. Dual glove boxes feature large upper and lower storage areas. The centre console armrest bins have three available integrated cup holders and provide access to the available media port for connectivity.




Laramie Limited premium leather shown in Black.



Ram Laramie Mega Cab® with fold-flat seat shown in Black.



Properly secure all cargo.



IMPRESSIVE TECHNOLOGY.

Ram Heavy Duty pickups come to work with a bold instrument panel cluster and Electronic Vehicle Information Centre (EVIC).

Unlike anything in the segment, select Ram Heavy Duty models feature driver-oriented technologies that enhance convenience and promote responsible on-road action, including a class-exclusive, full-colour 7-inch customizable in-cluster display.² The multiview display screen lets you personalize the settings for all: media, compass, temperature, cruise control, trip information and distances.



Data about virtually every facet of your vehicle's operation are conveyed through multiple smart modules that stay in constant communication with each other. Information includes fuel economy, trailer braking, vehicle status and engine performance, payload, engine hours, status on the available air suspension, plus navigation screens and more. Using an intuitive "roller-menu" controlled by a steering wheel-mounted toggle switch, you keep eyes on the road and hands on the wheel.

In fact, we're so focused on road-oriented driving, our interface for navigation¹¹ includes convenient voice commands.¹² This is heavy-duty command and control, with technology driving it to be the best.

LARGEST-IN-CLASS TOUCHSCREEN.²

Today's phone offers much more than the ability to make a simple phone call. We think the radio in your Ram 1500 should offer the same sophistication and multi-functional operation. Intuitive and simple to operate, the upgraded Uconnect[®] multimedia centres keep you in control. Available features include:

ENTERTAINMENT. Tune into SiriusXM satellite radio⁹ for dozens of commercial-free channels. Enjoy premium sound from available Alpine[®] audio systems. Opt for a CD player or plug into USB connectivity and check out Bluetooth[®] streaming audio.

PHONE. Bluetooth pairing of multiple phones, contact syncing, voice-activated hands-free calling and text messaging.⁸ The system can also automatically synchronize up to 1,000 entries from your Bluetooth-compatible phone's address book.¹⁰

NAVIGATION.¹¹ Travel in the know, using this intuitive, user-friendly navigational system with turn-by-turn directions. Available 3D displays make travel easy.

VOICE COMMAND.⁸ Use your voice to do what used to be manual: select radio stations and available SiriusXM satellite radio⁹ channels, listen to text messages and send a preformatted response⁸ as well as make/receive calls and select destination entries with available navigation.¹¹ New for 2016, **Siri Eyes Free** on select iPhones[®] allows you to use voice commands⁸ to send text messages, play music, and more on an 8.4-inch touchscreen.

CONTROLS. All your radio, touchscreen and steering-wheel controls are designed to be easy to find and easy to use. Adjust your seat or cabin temperature, select a music station or make a call without taking your eyes off the road.⁸ New for 2016, **Drag-and-Drop Menu Bar** allows you to personalize your radio to have one-button access to the features that matter most.



The Uconnect 8.4 multimedia centres offer configurable screens with new Drag-and-Drop technology.



THE RAMBOX® CARGO MANAGEMENT SYSTEM.

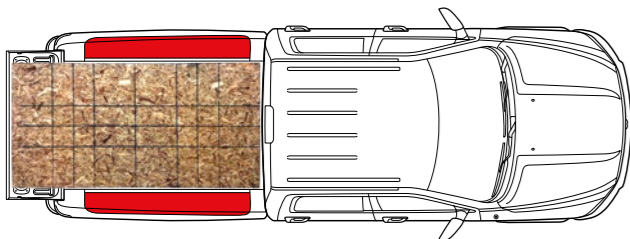
Ram 2500/3500 Heavy Duty offers Regular Cab, Crew Cab and Mega Cab® models, with cargo beds in 6-foot 4-inch and 8-foot lengths. Storage in all models is extensive.



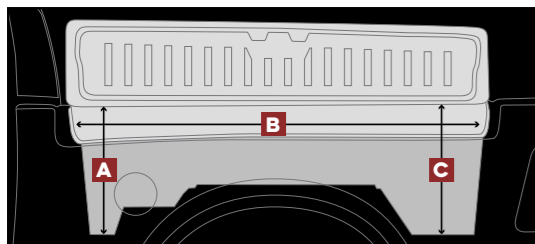
Properly secure all cargo.

Standing alone in the class, the innovative class-exclusive RamBox Cargo Management System² is available on models with a 6-foot 4-inch bed.

This multifaceted storage system includes two large, drainable, illuminated and lockable storage compartments, one on each side of the cargo bed, and each spacious enough to carry a variety of power tools.



ALL THE CAPABILITY YOU NEED. RamBox Cargo Management System doesn't compromise your ability to haul, as you can still carry 4x8-foot sheets of building materials on the flat cargo bed.



RAMBOX DIMENSIONS

	6'4" CARGO BED
A	472 mm (18.6 in)
B	1529 mm (60.2 in)
C	480 mm (18.9 in)

The RamBox Cargo Management System includes a cargo bed extender/divider (smartly stored at the front of the bed when not needed) to let you customize the cargo bed area by extending the bed length; you can also reverse it to divide the bed for specific cargo needs. A built-in cargo bed rail system with four adjustable cleats offers secure tie-down points for cargo. All-new for 2016, the RamBox System now features the very handy rear pickup box lighting, making loading at night easy and eliminating the need to adjust a tonneau cover, if equipped.



Properly secure all cargo.



Properly secure all cargo.

AUTHENTIC RAM ACCESSORIES.

YOU'VE GOT PROVEN STRENGTH. NOW BUILD ON IT. Authentic Accessories from Mopar® are the key.

These finishing touches for Ram Heavy Duty are designed and created with the engineers behind the Ram lineup—a collaboration that gives you superb fit and finish and the right tools and touches to make your Ram Heavy Duty stand out. Authentic Accessories from Mopar boost capability, protect your Ram, expand convenience and broaden potential for your pickup.

No matter what the activity, Authentic Accessories from Mopar can help—like the pragmatic Ram Holster that carries hunting and fishing equipment and fits precisely into the available RamBox compartment. Look to Mopar to help you get the most out of your Ram Heavy Duty pickup. Find out more at your Ram retailer, or anytime at mopar.ca



HEAVY-DUTY COMMERCIAL-GRADE TOOL BOX



SLIDING FIFTH-WHEEL HITCH



REAR BED STEP

ST (REGULAR CAB / CREW CAB)



CAPABILITY & FUNCTIONALITY

- Antispin differential rear axle (3500)
- Class V hitch receiver with 4- and 7-pin wiring harness
- Heavy-duty engine cooling
- Manual shift-on-the-fly transfer case (4x4)
- Ram Active Air™ intake (diesel)
- Single Rear Wheel (SRW)
- Suspension:
 - Front/rear heavy-duty shock absorbers
 - Heavy-duty Hotchkiss rear suspension (3500)
 - Multi-link coil spring rear suspension (2500)

SELECT OPTIONAL EQUIPMENT

- Auto-Level Rear Air Suspension
- Electronic Trailer Brake Controller
- Park-Sense® Rear Park Assist® (Crew Cab)
- ParkView® Rear Back-Up Camera³
- Pickup Box Lighting
- RamBox® Cargo Management System (6'4" box, SRW)
- Spray-in Bedliner
- Uconnect® 5.0 Multimedia Centre with 5-inch Touchscreen

PACKAGE GROUPS

- **FIFTH-WHEEL/GOOSENECK PREP GROUP** — Includes rear axle structural crossmember, fifth-wheel/gooseneck hitch mounting provision designed for Mopar® hitch accessories and an integrated 7-pin wiring connector
- **HEAVY-DUTY SNOWPLOW PREP GROUP** — Includes 180-amp alternator (5.7L HEMI), 220-amp alternator (6.4L HEMI/6.7L Cummins) and transfer case skid plate (4x4)
- **PROTECTION GROUP** — Includes tow hooks (on 2500 models) and transfer case skid plate (4x4)
- **SXT APPEARANCE GROUP** — Includes bright grille, bright front/rear bumpers, LT275/70R18E BSW all-season tires and chrome-clad steel wheels; includes Popular Equipment Group

EXTERIOR FEATURES

- Automatic quad-halogen headlamps
- Black, 6 x 9-inch mirrors, manual folding (2500 Regular Cab)
- Black, 7 x 11-inch trailer tow mirrors, manual folding with supplemental turn signals and courtesy lamps (3500 Regular Cab)
- Black door handles and Black front/rear bumpers
- Black grille with Black insert
- Black, power, heated, 6 x 9-inch mirrors, manual folding (2500 Crew Cab)
- Black, power, heated, 7 x 11-inch trailer tow mirrors, manual folding with supplemental turn signals and courtesy lamps (3500 Crew Cab)
- Wheels and Tires:
 - 17-inch styled steel wheels (2500)
 - 18-inch styled steel wheels (3500 SRW)
 - LT245/70R17E BSW all-season tires (2500)
 - LT275/70R18E BSW all-season tires (3500 SRW)

POWERTRAIN

- 5.7L HEMI® Variable Valve Timing (VVT) V8 with 6-speed automatic (standard on 2500 and 3500 SRW)
- 6.4L HEMI V8 with Multi-Displacement System (MDS) and 6-speed automatic (standard on 3500 DRW; available on 2500 and 3500 SRW)
- 6.7L Cummins® I-6 High-Output Turbo Diesel with 6-speed AISIN® automatic (available on 3500)
- 6.7L Cummins I-6 Turbo Diesel with 6-speed automatic (available on 2500 and 3500)
- 6.7L Cummins I-6 Turbo Diesel with 6-speed manual (available on 2500 and 3500)

STANDARD EQUIPMENT

INTERIOR AMENITIES

- 3.5-inch Electronic Vehicle Information Centre (EVIC)
- 12-volt auxiliary power outlet
- Air conditioning
- Heavy-duty vinyl 40/20/40 front bench seat
- Media Centre:
 - Media hub with USB port and auxiliary input jack
 - Radio 3.0 multimedia centre with 6 speakers
- Power locks and front windows (Crew Cab)
- Storage:
 - Behind-the-seat storage (Regular Cab)
 - Front armrest with storage/cup holders (with automatic)
 - Rear in-floor storage bins (Crew Cab)
 - Rear underseat storage compartment (Crew Cab)

SAFETY & SECURITY

- Air Bags⁴:
 - Advanced multistage driver and front-passenger
 - Supplemental front-seat-mounted side
 - Supplemental side-curtain
- Brakes:
 - Electronic Stability Control⁵ with Hill Start Assist, Trailer Sway Control, Electronic Roll Mitigation, Rain Brake Support, Ready Alert Braking and Traction Control
 - Four-wheel antilock disc brakes with Brake Assist
 - "Smart" Diesel Exhaust Brake (6.7L Cummins)



17-inch styled steel Standard on 2500



18-inch styled steel Standard on 3500 SRW



17-inch argent steel Standard on 3500 DRW



18-inch chrome-clad steel Available on 2500 and 3500 SRW with SXT Appearance Group



17-inch chrome-clad steel Available on 3500 DRW with SXT Appearance Group




Crew Cab shown with standard heavy-duty vinyl 40/20/40 front bench seat—Diesel Grey



Shown with standard Radio 3.0



Standard



Heavy-duty vinyl—Diesel Grey Standard
Work-grade vinyl—Diesel Grey (not shown) Available



Shown with available Uconnect 5.0



Cloth—Diesel Grey Available

FOR FULL OPTION DETAILS, VISIT RAMTRUCK.CA

SLT (REGULAR CAB / CREW CAB / MEGA CAB®)



POWERTRAIN

- 5.7L HEMI® Variable Valve Timing (VVT) V8 with 6-speed automatic (standard on 2500 and 3500 SRW)
- 6.4L HEMI V8 with Multi-Displacement System (MDS) and 6-speed automatic (standard on 3500 DRW; available on 2500 and 3500 SRW)
- 6.7L Cummins® I-6 High-Output Turbo Diesel with 6-speed AISIN® automatic (available on 3500)
- 6.7L Cummins I-6 Turbo Diesel with 6-speed automatic (available on 2500 and 3500)
- 6.7L Cummins I-6 Turbo Diesel with 6-speed manual (available on 2500 and 3500)

ENHANCEMENTS vs. ST

INTERIOR AMENITIES

- Carpet floor covering
- Cloth 40/20/40 front bench seat
- Colour-keyed instrument panel accents
- Floor mats
- Manual rear sliding window (Regular Cab)
- Overhead console
- Power rear sliding window (Crew Cab/Mega Cab)
- Premium vinyl door trim with map pocket

SELECT OPTIONAL EQUIPMENT CONT.

- ParkView® Rear Back-Up Camera⁹
- Pickup Box Lighting
- RamBox® Cargo Management System (6'4" box, SRW)
- Security Alarm
- Spray-in Bedliner
- Uconnect® 5.0 Multimedia Centre with 5-inch Touchscreen
- Uconnect 8.4 Multimedia Centre with 8.4-inch Touchscreen (NAV-ready¹⁷)
- Uconnect 8.4 NAV Multimedia Centre with 8.4-inch Touchscreen and Navigation¹¹

INTERIOR AMENITIES CONT.

- SiriusXM satellite radio with one-year subscription¹⁸
- Temperature and compass display
- Traveller/mini trip computer

EXTERIOR FEATURES

- Chrome front/rear bumpers
- Chrome grille with Black insert
- Wheels and Tires:
 - 18-inch chrome-clad steel wheels
 - LT275/70R18E BSW all-season tires

SAFETY & SECURITY

- Remote keyless entry

CAPABILITY & FUNCTIONALITY

- Electronic shift-on-the-fly transfer case (4x4)
- Auto-Level Rear Air Suspension
- Centre High-mounted Stoplamp (CHMSL) Camera
- Dual 220-amp Alternators (6.7L Cummins)
- Dual Rear Wheels (3500)
- Electronic Trailer Brake Controller
- Park-Sense® Front and Rear Park Assist⁹

SELECT OPTIONAL EQUIPMENT

PACKAGE GROUPS

- FIFTH-WHEEL/GOOSENECK PREP GROUP — See ST model for group details
- HEAVY-DUTY SNOWPLOW PREP GROUP — See ST model for group details
- LUXURY GROUP — Includes overhead console, sun visors with illuminated vanity mirrors, power folding mirrors, premium 7-inch customizable in-cluster display centre, leather-wrapped steering wheel with audio controls, universal garage door opener¹⁸ and more
- PROTECTION GROUP — See ST model for group details
- SLT PLUS DÉCOR GROUP — Includes Luxury Group, antispin differential rear axle, Trailer Brake Control on Crew Cab, fog lamps, bright grille with bright billets and 18-inch polished forged aluminum wheels (2500 Crew Cab/Mega Cab)



Crew Cab shown with available cloth front bucket seats—Diesel Grey



Standard



Available




Shown with standard Radio 3.0



Shown with available Uconnect 5.0




Cloth—Diesel Grey Standard



Cloth—Canyon Brown Standard



Premium Cloth—Diesel Grey Available



Premium Cloth—Canyon Brown Available



18-inch chrome-clad steel Standard on 2500 and 3500 SRW



18-inch polished forged aluminum Available on 2500 and 3500 SRW and on 2500 Crew Cab and Mega Cab with SLT Plus Décor Group



20-inch polished aluminum Available on 2500 and 3500 Crew Cab and Mega Cab SRW



17-inch chrome-clad steel Standard on 3500 DRW



17-inch aluminum Available on 3500 DRW

OUTDOORSMAN® (CREW CAB 2500 4x4 ONLY)



Standard



Available



Shown with available cloth front bucket seats—Diesel Grey




Shown with standard Radio 3.0



Shown with available Uconnect 5.0



Cloth—Diesel Grey Standard



Cloth—Canyon Brown Standard



Premium Cloth—Diesel Grey Available



Premium Cloth—Canyon Brown Available

POWERTRAIN

- 5.7L HEMI® Variable Valve Timing (VVT) V8 with 6-speed automatic (standard)
- 6.4L HEMI V8 with Multi-Displacement System (MDS) and 6-speed automatic (available)
- 6.7L Cummins® I-6 Turbo Diesel with 6-speed automatic (available)

ENHANCEMENTS vs. SLT

INTERIOR AMENITIES

- Front/rear rubber floor mats

EXTERIOR FEATURES

- Antispin differential rear axle
- Black lower two-tone paint, fender flares and front/rear bumpers
- Body-colour grille with Black insert
- Fog lamps
- Tow hooks
- Transfer case skid plate
- Wheels and Tires:
 - 18-inch polished forged aluminum wheels
 - LT275/70R18 OWL on-/off-road tires

SELECT OPTIONAL EQUIPMENT

- Antispin Rear Differential
- Auto-Level Rear Air Suspension
- Centre High-mounted Stoplamp (CHMSL) Camera
- Chrome Wheel-to-wheel Side Steps (monotone paint)
- Dual 220-amp Alternators (6.7L Cummins)
- Electronic Trailer Brake Controller

SELECT OPTIONAL EQUIPMENT CONT.

- Monotone Paint — Includes body-colour fender flares and bright front/rear bumpers
- Park-Sense® Front and Rear Park Assist⁹
- Park-Sense Rear Park Assist⁹
- ParkView® Rear Back-Up Camera⁹
- Pickup Box Lighting
- Power Sunroof
- RamBox® Cargo Management System (6'4" box, SRW)
- Remote Start System (requires automatic transmission)
- Security Alarm
- Uconnect® 5.0 Multimedia Centre with 5-inch Touchscreen
- Uconnect 8.4 Multimedia Centre with 8.4-inch Touchscreen (NAV-ready¹⁷)
- Uconnect 8.4 NAV with 8.4-inch Touchscreen and Navigation¹¹

PACKAGE GROUPS

- FIFTH-WHEEL/GOOSENECK PREP GROUP — See ST model for group details
- HEAVY-DUTY SNOWPLOW PREP GROUP — See ST model for group details
- LUXURY GROUP — See SLT model for group details



18-inch polished forged aluminum Standard



20-inch polished aluminum Available

FOR FULL OPTION DETAILS, VISIT RAMTRUCK.CA

POWER WAGON® (CREW CAB 2500 4x4 ONLY)



GREY/SILVER DECAL* shown on Blue Streak Pearl
Also included on True Blue Pearl, Maximum Steel Metallic, Red Pearl and Flame Red (Flame Red receives red billets)



RED/SILVER DECAL* shown on Brilliant Black Crystal Pearl
Also included on Bright Silver Metallic, Bright White and Granite Crystal Metallic (includes red billets on all paints)



17-inch aluminum
Standard

CAPABILITY & FUNCTIONALITY

- 4.10 rear axle ratio†
- 180-amp alternator†
- Front tow hooks†
- Front WARN® electric winch†
- Fuel tank and transfer case skid plate†
- Manual shift-on-the-fly transfer case†
- Suspension:
 - Bilstein® gas-charged monotube shocks†
 - Front disconnecting stabilizer bar†
- Tru-Lok® front/rear differentials†

SAFETY & SECURITY

- Electronic trailer brake controller
- Hill Descent Control†

SELECT OPTIONAL EQUIPMENT

- Centre High-mounted Stoplamp (CHMSL) Camera
- Park-Sense® Front and Rear Park Assist⁹
- Park-Sense Rear Park Assist⁹
- ParkView® Rear Back-Up Camera⁹
- RamBox® Cargo Management System (6'4" box, SRW)
- Remote Start System
- Security Alarm
- Spray-in Bedliner
- Uconnect 8.4 Multimedia Centre with 8.4-inch Touchscreen (NAV-ready)¹²
- Uconnect 8.4 NAV Multimedia Centre with 8.4-inch Touchscreen and Navigation¹¹

PACKAGE GROUP

- LUXURY GROUP — See SLT model for group details
- Wheels and Tires:
 - 17-inch aluminum wheels†
 - LT285/70R17D OWL all-terrain Goodyear® tires†



Standard



Available



Shown with standard Uconnect 5.0



Shown with available Uconnect 8.4;
Uconnect 8.4 NAV available



Cloth—Diesel Grey or Canyon Brown
Standard



Premium Cloth—Diesel Grey or Canyon Brown
Available



POWER WAGON ST (2500 ONLY)

- Adds all the Power Wagon features noted to the left with †
- Includes all Ram ST features but replaces the black front/rear bumpers with bright front/rear bumpers

Visit RAMTRUCK.CA for full option details



POWER WAGON LARAMIE (2500 ONLY)

- Adds all the Power Wagon features noted to the left with †, with the exception of black fender flares
- Includes all Ram Laramie features but replaces Bright Silver Metallic two-tone paint and fender flares with monotone paint and body-colour fender flares

Visit RAMTRUCK.CA for full option details

LARAMIE® (CREW CAB / MEGA CAB®)



POWERTRAIN

- 5.7L HEMI® Variable Valve Timing (VVT) V8 with 6-speed automatic (standard on 2500 and 3500 SRW)
- 6.4L HEMI V8 with Multi-Displacement System (MDS) and 6-speed automatic (standard on 3500 DRW; available on 2500 and 3500 SRW)
- 6.7L Cummins® I-6 High-Output Turbo Diesel with 6-speed automatic (available on 2500 and 3500)
- 6.7L Cummins I-6 Turbo Diesel with 6-speed automatic (available on 2500 and 3500)
- 6.7L Cummins I-6 Turbo Diesel with 6-speed manual (available on 2500 and 3500)

ENHANCEMENTS vs. SLT

INTERIOR AMENITIES

- 115-volt auxiliary power outlet
- Air conditioning with dual-zone automatic temperature control
- Front centre-seat cushion with storage
- Heated leather-wrapped steering wheel with audio controls
- LED interior lighting
- Media Centre:
 - 10 amplified speakers including subwoofer
 - Hands-free communication with Bluetooth® streaming audio¹²
 - Media hub with USB port, SD card slot and auxiliary input jack
 - Remote USB port (charging only)
 - Uconnect® 8.4 multimedia centre with 8.4-inch touchscreen (NAV-ready)¹²
- Overhead console with universal garage door opener¹³
- Premium 7-inch customizable in-cluster display centre

INTERIOR AMENITIES CONT.

- Seating:
 - 60/40 split-folding rear bench seat
 - Leather-faced heated and ventilated 40/20/40 front bench seat
 - Memory feature for radio and driver's seat
 - Power 10-way driver and 6-way front-passenger seats including 2-way lumbar adjust
- Woodgrain instrument panel accent

EXTERIOR FEATURES

- 18-inch polished aluminum wheels
- Chrome door handles
- Chrome grille with chrome insert
- Chrome, power folding, heated, 6 x 9-inch mirrors with memory, supplemental turn signals and courtesy lamps (2500)
- Chrome, power folding, heated, 7 x 11-inch mirrors with memory, supplemental turn signals and courtesy lamps (3500)
- Fog lamps
- Premium bifunctional halogen projector headlamps with chrome surround
- Premium LED taillamps (turn/stop/tail/running lights) with chrome surround

SAFETY & SECURITY

- Electronic trailer brake controller
- Park-Sense® Front and Rear Park Assist⁹
- ParkView® Rear Back-Up Camera⁹
- Security alarm

SELECT OPTIONAL EQUIPMENT

- Auto-Level Rear Air Suspension
- Centre High-mounted Stoplamp (CHMSL) Camera
- Dual 220-amp Alternators (6.7L Cummins)



18-inch polished aluminum
Standard on 2500 and 3500 SRW



17-inch aluminum
Standard on 3500 DRW



20-inch polished aluminum
Available on 2500 and 3500 SRW



20-inch Black aluminum
Available with Sport Appearance Package

SELECT OPTIONAL EQUIPMENT CONT.


- Dual Rear Wheels (3500)
- Lower two-tone paint and fender flares in Bright Silver Metallic
- Pickup Box Lighting
- Power Sunroof
- RamBox® Cargo Management System (6'4" box, SRW)
- Remote Keyless Enter 'n Go™ with Proximity Entry and Push-button Start (requires automatic transmission and remote start system)
- Remote Start System (requires automatic transmission)
- Spray-in Bedliner
- Uconnect 8.4 NAV Multimedia Centre with 8.4-inch Touchscreen and Navigation¹¹



Standard



Shown with standard
Uconnect 8.4; Uconnect 8.4 NAV available



Leather-faced with perforated inserts—
Black with Light Slate Grey accent stitching
Standard



Leather-faced with perforated inserts—
Light Frost
Standard



SPORT APPEARANCE PACKAGE

PACKAGE GROUPS

- CONVENIENCE GROUP — Includes rain-sensing windshield wipers and auto high-beam headlamp control
- FIFTH-WHEEL/GOOSENECK PREP GROUP — See ST model for group details
- HEAVY-DUTY SNOWPLOW PREP GROUP — See ST model for group details
- PROTECTION GROUP — See ST model for group details
- SPORT APPEARANCE PACKAGE — Includes body-colour door handles, Black mirrors, Black badging, Black premium bifunctional halogen projector headlamps, Black premium taillamps, body-colour front/rear bumpers, body-colour grille with Black insert, LT285/60R20E OWL on/off-road tires and 20-inch Black aluminum wheels (available on 2500 and 3500 SRW)

FOR FULL OPTION DETAILS, VISIT RAMTRUCK.CA

*Also available without exterior decals. †Standard equipment across all Power Wagon models.

LARAMIE LONGHORN® (CREW CAB / MEGA CAB®)



POWERTRAIN

- 5.7L HEMI® Variable Valve Timing (VVT) V8 with 6-speed automatic (standard on 2500 and 3500 SRW)
- 6.4L HEMI V8 with Multi-Displacement System (MDS) and 6-speed automatic (standard on 3500 DRW; available on 2500 and 3500 SRW)
- 6.7L Cummins® I-6 High-Output Turbo Diesel with 6-speed AISIN® automatic (available on 3500)
- 6.7L Cummins I-6 Turbo Diesel with 6-speed automatic (available on 2500 and 3500)

ENHANCEMENTS vs. LARAMIE®

INTERIOR AMENITIES

- Door sill guards
- Double-stacked centre console with full-leather lid and wood tambour door
- Premium door trim panel
- Premium front/rear floor mats
- Premium instrument cluster and interior accents
- Premium leather-wrapped steering wheel with audio and cruise controls

INTERIOR AMENITIES CONT.

- Seating:
 - Premium leather heated 60/40 split-folding rear seats
 - Premium leather front bucket seats
- Uconnect® 8.4 NAV multimedia centre with 8.4-inch touchscreen and navigation¹

EXTERIOR FEATURES

- 18-inch polished aluminum wheels with White Gold painted pockets
- Chrome grille with chrome insert
- Lower two-tone paint, fender flares, front/rear bumpers and running boards in White Gold Metallic
- Pickup box lighting
- Spray-in bedliner
- Tow hooks

SAFETY & SECURITY

- Power adjustable pedals with memory
- Remote start system

SELECT OPTIONAL EQUIPMENT

- Antispin Rear Differential (2500)
- Auto-Level Rear Air Suspension
- Auxiliary Instrument Panel-mounted Switches
- Centre High-mounted Stoplamp (CHMSL) Camera
- Chrome, Power Folding, Heated 7 x 11-inch Trailer Tow Mirrors with Memory, Supplemental Turn Signals and Courtesy Lamps
- Chrome Wheel-to-wheel Side Steps
- Dual 220-amp Alternators (6.7L Cummins)
- Dual Rear Wheels (3500)
- Monotone Paint — Includes body-colour fender flares, chrome tubular side steps, bright front/rear bumpers and 18-inch polished aluminum wheels with Silver painted pockets
- Power Sunroof
- RamBox® Cargo Management System (6'4" box, SRW)
- Remote Keyless Enter 'n Go™ with Proximity Entry and Push-button Start (requires automatic transmission)

PACKAGE GROUPS


- CONVENIENCE GROUP — See Laramie model for group details
- FIFTH-WHEEL/GOOSENECK PREP GROUP — See ST model for group details
- HEAVY-DUTY SNOWPLOW PREP GROUP — See ST model for group details
- PROTECTION GROUP — See ST model for group details



Crew Cab shown with standard premium leather front bucket seats—Canyon Brown




Standard




Premium leather with perforated inserts and laser etching—Canyon Brown with Tan accent stitching
Standard



Shown with standard Uconnect 8.4 NAV



Premium leather with perforated inserts—Cattle Tan with Black accent stitching
Standard



Premium leather with perforated inserts—Canyon Brown with Tan accent stitching
Standard



18-inch polished aluminum with White Gold painted pockets
Standard on 2500 and 3500 SRW with Two-Tone Exterior Paint



18-inch polished aluminum with Silver painted pockets
Standard on 2500 and 3500 SRW with Monotone Exterior Paint



20-inch polished aluminum with Silver painted pockets
Available on 2500 and 3500 SRW with Monotone Exterior Paint



20-inch polished aluminum with White Gold painted pockets
Available on 2500 and 3500 SRW with Two-Tone Exterior Paint



17-inch premium aluminum
Standard on 3500 DRW

LARAMIE® LIMITED (CREW CAB / MEGA CAB®)



20-inch polished forged aluminum
Standard on 2500 and 3500 SRW



17-inch aluminum
Standard on 3500 DRW



Standard




Crew Cab shown with standard premium leather front bucket seats—Black



Shown with standard Uconnect® 8.4 NAV



Premium leather with perforated inserts—Black
Standard



POWERTRAIN

- 5.7L HEMI® Variable Valve Timing (VVT) V8 with 6-speed automatic (standard on 2500 and 3500 SRW)
- 6.4L HEMI V8 with Multi-Displacement System (MDS) and 6-speed automatic (standard on 3500 DRW; available in 2500 and 3500 SRW)
- 6.7L Cummins® I-6 High-Output Turbo Diesel with 6-speed AISIN® automatic (available on 3500)
- 6.7L Cummins I-6 Turbo Diesel with 6-speed automatic (available on 2500 and 3500)

ENHANCEMENTS vs. LARAMIE LONGHORN®

INTERIOR AMENITIES

- All-black interior
- Luxury door-trim panel with Argento wood accents
- Luxury Berber front/rear floor mats
- Premium Black leather front bucket seats
- Premium leather-wrapped steering wheel with real wood accents and audio/cruise controls

EXTERIOR FEATURES

- 20-inch bright chrome "RAM" badge on tailgate
- 20-inch polished forged aluminum wheels
- Body-colour front/rear bumpers
- Chrome billet port grille with "RAM" badge
- Chrome bodyside moulding and tailgate accent
- Chrome wheel-to-wheel side steps
- Locking lug nuts
- Monotone exterior paint
- RamBox® Cargo Management System (6'4" box, SRW)

SAFETY & SECURITY

- Auto high-beam headlamp control
- Rain-sensing windshield wipers
- Remote Keyless Enter 'n Go™ with proximity entry and push-button start

SELECT OPTIONAL EQUIPMENT

- Antispin Rear Differential (2500)
- Auto-Level Rear Air Suspension
- Auxiliary Instrument Panel-mounted Switches
- Centre High-mounted Stoplamp (CHMSL) Camera
- Chrome, Power Folding, Heated, 7 x 11-inch Trailer Tow Mirrors with Memory, Supplemental Turn Signals and Courtesy Lamps
- Dual 220-amp Alternators (6.7L Cummins)
- Dual Rear Wheels (3500)
- Power Sunroof
- Remote Single-disc CD Player

PACKAGE GROUPS

- FIFTH-WHEEL/GOOSENECK PREP GROUP — Includes rear axle structural crossmember, fifth-wheel/gooseneck hitch mounting provision designed for Mopar® hitch accessories and an integrated 7-pin wiring connector
- HEAVY-DUTY SNOWPLOW PREP GROUP — Includes 180-amp alternator (5.7L HEMI), 220-amp alternator (6.4L HEMI/6.7L Cummins) and transfer case skid plate (4x4)
- PROTECTION GROUP — Includes tow hooks (on 2500 models) and transfer case skid plate (4x4)

FOR FULL OPTION DETAILS, VISIT RAMTRUCK.CA

FOR FULL OPTION DETAILS, VISIT RAMTRUCK.CA

PAINT



Pearl White



Brilliant Black Crystal Pearl



Black Forest Green Pearl



Bright White



Bright Silver Metallic



Granite Crystal Metallic



Blue Streak Pearl



Maximum Steel Metallic



True Blue Pearl



Flame Red



Red Pearl




Luxury Brown Pearl

SPECIFICATIONS

6.7L CUMMINS® TURBO DIESEL	
HORSEPOWER (max)	385 hp @ 2800 rpm
TORQUE (max)	900 lb-ft @ 1700 rpm
CONFIGURATION	I-6
DISPLACEMENT	408 cu in / 6690 cc
BORE x STROKE	4.21 x 4.88 in / 107.0 x 124.0 mm
BLOCK MATERIAL	Cast-iron
CYLINDER HEAD MATERIAL	Cast-iron
AIR INDUCTION	Turbocharged
VALVE TRAIN	OHV, 24 valves, solid lifters
FUEL DELIVERY/RECOMMENDED FUEL	Electronic high-pressure common rail/ultra low-sulfur diesel
COMPRESSION RATIO	16.2:1
ALTERNATORS	180-amp (standard), 220-amp (available)
OIL CAPACITY	11.4 litres (12 qt)
MAXIMUM RECOMMENDED OIL CHANGE INTERVAL	24,000 kilometres

6.4L HEMI® V8	
HORSEPOWER	410 hp @ 5600 rpm
TORQUE (max)	429 lb-ft @ 4000 rpm
CONFIGURATION	90-degree V8
DISPLACEMENT	392 cu in / 6417 cc
BORE x STROKE	4.09 x 3.72 in / 103.9 x 94.6 mm
BLOCK MATERIAL	Cast-iron
CYLINDER HEAD MATERIAL	Aluminum
AIR INDUCTION	Naturally aspirated
VALVE TRAIN	VVT, pushrod-operated overhead valves, 16 valves
FUEL DELIVERY/RECOMMENDED FUEL	Sequential, multiport, electronic, returnless/unleaded regular (87 octane)
COMPRESSION RATIO	10.0:1
ALTERNATORS	180-amp, dual 380-amp (available)
OIL CAPACITY	6.6 litres (7.0 qt)
MAXIMUM RECOMMENDED OIL CHANGE INTERVAL	13,000 kilometres

5.7L HEMI® V8	
HORSEPOWER	383 hp @ 5600 rpm
TORQUE	400 lb-ft @ 4000 rpm
CONFIGURATION	90-degree V8
DISPLACEMENT	345 cu in / 5654 cc
BORE x STROKE	3.92 x 3.58 in / 99.5 x 90.9 mm
BLOCK MATERIAL	Cast-iron
CYLINDER HEAD MATERIAL	Aluminum alloy
AIR INDUCTION	Naturally aspirated
VALVE TRAIN	Pushrod-operated overhead valves, 16 valves
FUEL DELIVERY/RECOMMENDED FUEL	Sequential, multiport, electronic, returnless/unleaded mid-grade (89 octane)
COMPRESSION RATIO	10.5:1
ALTERNATOR	160-amp
OIL CAPACITY	6.6 litres (7.0 qt)
MAXIMUM RECOMMENDED OIL CHANGE INTERVAL	13,000 kilometres



Properly secure all cargo.

INTERIOR DIMENSIONS, mm (in) (unless noted otherwise)	REGULAR CAB			CREW CAB			MEGA CAB®		
	REGULAR CAB	CREW CAB	MEGA CAB®	REGULAR CAB	CREW CAB	MEGA CAB®	REGULAR CAB	CREW CAB	MEGA CAB®
HEADROOM (front/rear)	1014 (39.9) / —	1041 (41.0) / 1014 (39.9)	1041 (41.0) / 1024 (40.3)						
LEGROOM (front/rear)	1041 (41.0) / —	1041 (41.0) / 1023 (40.3)	1041 (41.0) / 1100 (43.3)						
SHOULDER ROOM (front/rear)	1676 (66.0) / —	1676 (66.0) / 1669 (65.7)	1676 (66.0) / 1669 (65.7)						
HIP ROOM (front/rear)	1599 (62.9) / —	1605 (63.2) / 1605 (63.2)	1605 (63.2) / 1605 (63.2)						
TOTAL INTERIOR VOLUME, L (cu ft)	1770 (62.5)	3548 (125.3)	3695 (130.5)						

FOR FULL SPECIFICATIONS, VISIT RAMBODYBUILDER.COM

RAM 2500	TOWING: kg (lb) — SAE J2807 COMPLIANT		REGULAR CAB				CREW CAB				MEGA CAB®		
	Maximum loaded trailer weights (when properly equipped)		8' BOX		6'4" BOX		8' BOX		6'4" BOX				
	Engine	Axle Ratio	GCWR	4x2	4x4	4x2	4x4	4x2	4x4	4x2	4x4	4x2	4x4
5.7L HEMI® V8 / 66RFE 6-speed	3.73	8301 (18,300)	5393 (11,890)	5221 (11,510)	5225 (11,520)	5080 (11,200)	5166 (11,390)	5003 (11,030)	5008 (11,040)	4890 (10,780)			
	4.10	9208 (20,300)	6300 (13,890)	6128 (13,510)	6133 (13,520)	5983 (13,190)	6074 (13,390)	5906 (13,020)	5915 (13,040)	5797 (12,780)			
6.4L HEMI V8 / 66RFE 6-speed	3.73	8981 (19,800)	6042 (13,320)	5865 (12,930)	5870 (12,940)	5728 (12,630)	5811 (12,810)	5652 (12,460)	5679 (12,520)	5552 (12,240)			
	4.10	10,342 (22,800)	7402 (16,320)	7226 (15,930)	7230 (15,940)	7090 (15,630)	7171 (15,810)	7013 (15,460)	7040 (15,520)	6913 (15,240)			
6.7L Cummins® Turbo Diesel I-6 / 68RFE 6-speed	3.42	11,476 (25,300)	8156 (17,980)	7961 (17,550)	7942 (17,510)	7806 (17,210)	7879 (17,370)	7725 (17,030)	7788 (17,170)	7049 (15,540)			
PAYLOAD: kg (lb)		GVWR	4x2	4x4	4x2	4x4	4x2	4x4	4x2	4x4	4x2	4x4	
5.7L HEMI V8 / 66RFE 6-speed		4082 (9000)	1388 (3060)	1211 (2680)	1220 (2690)	1075 (2370)	1161 (2560)	997 (2200)	1002 (2210)	889 (1960)			
6.4L HEMI V8 / 66RFE 6-speed		4536 (10,000)	1810 (3990)	1633 (3600)	1637 (3610)	1497 (3300)	1579 (3480)	1420 (3130)	1447 (3190)	1320 (2910)			
6.7L Cummins Turbo Diesel I-6 / 68RFE 6-speed		4536 (10,000)	1433 (3160)	1225 (2720)	1220 (2690)	1080 (2380)	1152 (2540)	998 (2200)	1061 (2340)	921 (2030)			

RAM 3500	TOWING: kg (lb) — SAE J2807 COMPLIANT		REGULAR CAB				CREW CAB				MEGA CAB®		
	Maximum loaded trailer weights (when properly equipped)		8' BOX		6'4" BOX		8' BOX		6'4" BOX				
	Engine	Axle Ratio	GCWR	4x2	4x4	4x2	4x4	4x2	4x4	4x2	4x4	4x2	4x4
5.7L HEMI® V8 / 66RFE 6-speed	3.73	8346 (18,400) SRW	5402 (11,910)	5244 (11,560)	5225 (11,520)	5080 (11,200)	5176 (11,410)	4999 (11,020)	5112 (11,270)	4985 (10,990)			
	4.10	9253 (20,400) SRW	6310 (13,910)	6151 (13,560)	6133 (13,520)	5988 (13,200)	6083 (13,410)	5906 (13,020)	6019 (13,270)	5892 (12,990)			
6.4L HEMI V8 / 66RFE 6-speed	3.73	9027 (19,900) SRW	6065 (13,370)	5883 (12,970)	5883 (12,970)	5734 (12,640)	5820 (12,830)	5656 (12,470)	5765 (12,710)	5625 (12,400)			
	4.10	10,387 (22,900) SRW	7425 (16,370)	7244 (15,970)	7244 (15,970)	7094 (15,640)	7180 (15,830)	7017 (15,470)	7126 (15,710)	6985 (15,400)			
6.7L Cummins® High-Output Turbo Diesel I-6 / A1SIN® 6-speed	3.42	11,476 (25,300) SRW	8060 (17,770)	7902 (17,420)	7870 (17,350)	7734 (17,050)	7806 (17,210)	7648 (16,860)	7720 (17,020)	7557 (16,660)			
	3.42	13,290 (29,300) DRW	9712 (21,410)	9539 (21,030)				9453 (20,860)	9303 (20,510)	9353 (20,620)	9217 (20,320)		
6.7L Cummins High-Output Turbo Diesel I-6 / A1SIN® 6-speed	3.73	15,331 (33,800) DRW	11,753 (25,910)	11,580 (25,530)				11,503 (25,360)	11,344 (25,010)	11,394 (25,120)	11,258 (24,820)		
	4.10	17,736 (39,100) DRW	14,157 (31,210)	13,984 (30,830)				13,907 (30,660)	13,748 (30,310)	13,798 (30,420)	13,662 (30,120)		
PAYLOAD: kg (lb)		GVWR	4x2	4x4	4x2	4x4	4x2	4x4	4x2	4x4	4x2	4x4	
5.7L HEMI V8 / 66RFE 6-speed	4581 (10,100) SRW	1851 (4080)											
	4672 (10,300) SRW		1783 (3930)			1855 (4090)							
6.4L HEMI V8 / 66RFE 6-speed	4763 (10,500) SRW					1801 (3970)							
	4854 (10,700) SRW							2032 (4480)			1969 (4340)		
6.7L Cummins High-Output Turbo Diesel I-6 / A1SIN® 6-speed	4990 (11,000) SRW									1991 (4390)			1978 (4360)
	5126 (11,300) SRW	1878 (4140)		1787 (3940)									
6.4L HEMI V8 / 66RFE 6-speed	4627 (10,200) SRW												
	4717 (10,400) SRW												
6.7L Cummins High-Output Turbo Diesel I-6 / A1SIN® 6-speed	4763 (10,500) SRW						1833 (4040)						
	4899 (10,800) SRW							1819 (4010)					
6.4L HEMI V8 / 66RFE 6-speed	5035 (11,100) SRW								2041 (4500)				
	5080 (11,200) SRW										2032 (4480)		
6.7L Cummins High-Output Turbo Diesel I-6 / A1SIN® 6-speed	5171 (11,400) SRW									2014 (4440)			1982 (4370)
	6033 (13,300) DRW	3125 (6890)	2953 (6510)					2867 (6320)	2708 (5970)	2758 (6080)	2672 (5890)		
6.4L HEMI V8 / 66RFE 6-speed	6214 (13,700) DRW	3307 (7290)	3134 (6910)										
	6260 (13,800) DRW	3352 (7390)											
6.7L Cummins High-Output Turbo Diesel I-6 / A1SIN® 6-speed	6305 (13,900) DRW												
	6350 (14,000) DRW								3184 (7020)	3026 (6670)	3030 (6680)	2989 (6590)	
6.4L HEMI V8 / 66RFE 6-speed	5035 (11,100) SRW	1833 (4040)											
	5216 (11,500) SRW		1855 (4090)	1823 (4020)									
6.7L Cummins High-Output Turbo Diesel I-6 / A1SIN® 6-speed	5262 (11,600) SRW										1719 (3790)		
	5307 (11,700) SRW						1778 (3920)						
6.4L HEMI V8 / 66RFE 6-speed	5443 (12,000) SRW							1987 (4380)					
	5579 (12,300) SRW									1964 (4330)			1873 (4130)
6.7L Cummins High-Output Turbo Diesel I-6 / A1SIN® 6-speed	6350 (14,000) DRW	2985 (6580)	2812 (6200)						2735 (6030)	2576 (5680)	2626 (5790)	2490 (5490)	

*Information subject to change. All weights shown in kg (lb). Please visit www.ramboddybuilder.com for the latest specifications. Payload and Max Trailer Weights are ESTIMATED values. Payload and Max Trailer Weight values are rounded to the nearest 4.5 kg (10 lb). Trailer Weight Rating and Tow Vehicle Trailing Weight are calculated as specified in SAE J2807. Passenger Weight = 300 lb. Options Weight = 100 lb. Trailing Equipment Weight: 75 lb for conventional hitch, 70 lb for gooseneck and 250 lb for 5th wheel. Payload and Trailer Weight Rating are mutually exclusive. GAWRs, GVWRs and GCWRs should never be exceeded. The recommended tongue weight for a conventional hitch is 10 percent of the gross trailer weight. The recommended tongue weight for a 5th wheel or gooseneck hitch is 15 percent of the gross trailer weight. The maximum tongue weight for Class V (hitch receiver) is limited to 1800 lb. The tongue weight should never exceed any of the manufacturer recommendations, including but not limited to payload and GAWR. A 5th wheel or gooseneck hitch is required for trailers over 18,000 lb. A gooseneck hitch is required for trailers over 25,000 lb. See your Ram retailer for details. DRW = Dual Rear Wheels. SRW = Single Rear Wheels. GCWR = Gross Combined Weight Rating. GVWR = Gross Vehicle Weight Rating.



RAM

RAMTRUCK.CA 800-361-3700



LIKE US ON: facebook.com/ramtruckscanada



FOLLOW US ON: twitter.com/ramtruckscanada

Ram is a registered trademark of FCA US LLC.

Form No. 52016C470E / Printed in Canada.

5YR/160,000 KM
DIESEL POWERTRAIN LIMITED WARRANTY*

5YR/100,000 KM
GAS POWERTRAIN LIMITED WARRANTY*

VEHICLE PROTECTION
MOPAR, A PRODUCT OF FCA CANADA INC.



Uconnect

SIRIUSXM

ABOUT THIS CATALOGUE: Since the time of printing, some of the information you'll find in this catalogue may have been updated. Ask your retailer for details. Some of the equipment shown or described throughout this catalogue may be available at extra cost. Specifications, descriptions, illustrative materials and all competitive comparisons contained herein are as accurate as known at the time this publication was approved for printing. FCA Canada Inc. reserves the right to discontinue models at any time or change specifications without notice or without incurring obligation. For the price of the model with the equipment you desire, or verification of specifications contained herein, see your Ram retailer. ©2015 FCA Canada Inc. All Rights Reserved. Chrysler, Dodge, Jeep, Ram, Mopar, SRT, Laramie, Limited, Laramie Longhorn, Outdoorsman, SLT, HEMI, Mega Cab, Mopar Vehicle Protection, ParkView, Park-Sense, Power Wagon, RamBox, the Ram's Head logo, Tru-Lok and Uconnect are registered trademarks, and Articulin, Auto-Level, Keyless Enter 'n Go, and Ram Active Air are trademarks of FCA US LLC. AISIN is a registered trademark of Aisin Seiki Co., Ltd. BFGoodrich is a registered trademark of Goodrich Corporation. Bilstein is a registered trademark of August-Bilstein GmbH & Co. Bluetooth is a registered trademark of Bluetooth SIG, Inc. Cummins is a registered trademark of Cummins, Inc. SIRIUS and all related marks and logos are registered trademarks of SiriusXM Radio Inc. and its subsidiaries. All rights reserved. Alpine and the Alpine logo are registered trademarks of Alpine Electronics, Inc. iPhone, iPod and Siri are registered trademarks of Apple Inc. Firestone is a registered trademark of Firestone Tire & Rubber Company. Goodyear is a registered trademark of The Goodyear Tire & Rubber Company. Facebook and logo are registered trademarks of Facebook, Inc. The Twitter name, logo, Twitter T, Tweet and Twitter blue bird are service marks of Twitter, Inc. WARN is a registered trademark of Warn Industries, Inc.

WARRANTIES: 2016 Chrysler, Jeep, Dodge and Ram vehicles are backed by a 5-year or 100,000-kilometre* fully transferable Powertrain Limited Warranty with \$0 deductible plus 24-hour roadside assistance! Basic Warranty coverage is for 3 years or 60,000 kilometres. Rust-through coverage on all body sheet metal is for 3 years. The Cummins Turbo Diesel engine is protected by a separate Limited Warranty, covering the engine for 5 years or 160,000 kilometres. *Whichever comes first. Some conditions may apply. *The 5-Year/100,000-Kilometre Powertrain Limited Warranty does not apply to vehicles sold for certain commercial uses. See your retailer for full details.

MOPAR VEHICLE PROTECTION: FCA Canada Inc. has a vested interest in your satisfaction and owner experience with your new Ram truck. Mopar Vehicle Protection offers extended service plans to help ensure that you'll enjoy your truck for many years down the road. For more information on comprehensive vehicle coverage, see your Ram retailer, call 800-465-2001 or visit fcaCanada.ca/owners

DISCLAIMERS: 1 Longest-lasting based on IHS Automotive: Polk Canadian Vehicles in Operation data as of July 1, 2015, for 2500/250 and 3500/350 large diesel pickups and model years 1994 – 2015. Most capable based on 2500/250 and 3500/350 full-size pickups. Ram Heavy Duty is class-leading in towing with up to 31,210 lb of maximum towing capability, payload with up to 7,390 lb of payload capability, diesel torque with up to 900 lb-ft with 6.7L Cummins Turbo Diesel, gas engine horsepower up to 410 hp and 429 lb-ft of torque with 6.4L HEMI V8, Gross Combined Weight Rating with up to 31,900 lb GCWR and 4x4 off-road capability with the Ram Power Wagon. 2 Based on 2500/250 and 3500/350 full-size pickups and competitive information available at the time of printing. Specific model and optional equipment required to achieve maximum ratings. See your retailer for full details. 3 Based on third-party Canadian competitive trade-in data for MY2009 to September 2015 CYTD new full-size pickups. 4 Durability based on longevity. Based on IHS Automotive: Polk Canadian Vehicles in Operation data as of July 1, 2015, for 2500/250 and 3500/350 large diesel pickups and model years 1994 – 2015. 5 Based on IHS Automotive: Polk Canadian Vehicles in Operation data as of July 1, 2015, for 2500/250 and 3500/350 large diesel pickups and model years 1994 – 2015. 6 Based on longevity of entire Ram large pickup segment compared to all competitive large pickups on the road since 2015. Longevity based on IHS Automotive: Polk Canadian Vehicles in Operation data as of July 1, 2015, for model years 1994 – 2015 for all large pickups sold and available in Canada over the last 22 years. 7 Oil change intervals will vary based on excessive engine run times, operating conditions, maintenance schedules and driving habits. See your retailer for full details. 8 Based on 2500/250 and 3500/350 full-size pickups and competitive information available at the time of printing. See your retailer for complete details and a copy of the 5-Year/100,000-Kilometre or 5-Year/160,000-Kilometre Powertrain Limited Warranty. The AISIN 3-year or 290,000-kilometre is a separate transmission limited warranty. See your Ram retailer for a copy of this limited warranty. 9 This is a driver convenience system, not a substitute for active driver involvement. The driver must remain aware of his/her surroundings and be prepared to take corrective action to avoid collisions. 10 No system can repeal the laws of physics or overcome careless driving actions. Performance is limited by available traction, which snow, ice and other conditions can affect. When the warning lamp flashes, the driver needs to use less throttle and adapt speed and driving behaviour to prevailing road conditions. 11 Never program while driving. GPS mapping and available 3D navigation may not be detailed or available in all areas or reflect current road regulations. 12 Driving while distracted can result in loss of vehicle control. Only use mobile phones and other devices, even with voice commands, when it is safe to do so. Voice commands of phone require a Bluetooth-compatible phone. 13 Requires SiriusXM radio subscriptions governed by SIRIUS terms and conditions available at siriusxm.ca. 14 Preset voice-to-text messaging and incoming text message reading require a MAP-enabled phone. 15 Phone must support Bluetooth Phone Book Access Profile (PBAP). 16 The advanced front air bags in this vehicle are certified to the federal regulations for advanced air bags. Children 12 years old and younger should always ride buckled up in a rear seat. Infants in rear-facing child restraints should never ride in the front seat of a vehicle with a passenger front air bag. All occupants should always wear their lap and shoulder belts properly. 17 Additional fees will apply for Retailer-Activated Navigation. 18 Not compatible with all garage door openers.