

Leeo, Inc.

Addendum to Test Report 95723-17

**LED Nightlight
Model: LNL9ZA1CA**

Tested To The Following Standards:

**FCC Part 15 Subpart C Section(s)
15.207 & 15.247 (WiFi)**

Report No.: 95723-17A

Date of issue: August 25, 2014



This test report bears the accreditation symbol indicating that the testing performed herein meets the test and reporting requirements of ISO/IEC 17025 under the applicable scope of EMC testing for CKC Laboratories, Inc.

We strive to create long-term, trust based relationships by providing sound, adaptive, customer first testing services. We embrace each of our customers' unique EMC challenges, not as an interruption to set processes, but rather as the reason we are in business.

TABLE OF CONTENTS

Administrative Information	3
Test Report Information	3
Revision History	3
Report Authorization	3
Test Facility Information	4
Software Versions	4
Site Registration & Accreditation Information	4
Summary of Results	5
Modifications/Conditions During Testing	5
Equipment Under Test	6
Peripheral Devices	6
FCC Part 15 Subpart C	7
15.207 AC Conducted Emissions	7
15.247(a)(2) -6dB Bandwidth	15
15.247(b)(3) RF Power Output	24
15.31(e) Voltage Variations	33
15.247(d) Field Strength of Conducted Spurious Emissions	36
15.247(d) Field Strength of Radiated Spurious Emissions and Bandedge	109
15. 247(e) Power Spectral Density	229
Supplemental Information	238
Measurement Uncertainty	238
Emissions Test Details	238

ADMINISTRATIVE INFORMATION

Test Report Information

REPORT PREPARED FOR:

Leeo, Inc.
989 Commercial St.
Palo Alto, CA 94306

Representative: Weiyang Yu – Leeo, Inc.
Paul Carter - SEL
Customer Reference Number: SELc386

DATE OF EQUIPMENT RECEIPT:**DATE(S) OF TESTING:****REPORT PREPARED BY:**

Terri Rayle
CKC Laboratories, Inc.
5046 Sierra Pines Drive
Mariposa, CA 95338

Project Number: 95723

July 14, 2014

July 14 - 24, 2014

Revision History

Original: Testing of **LED Nightlight, Model: LNL9ZA1CA** to FCC Part 15 Subpart C Sections 15.207 and 15.247 (WiFi).

Addendum A: To remove the photos from the report per customer request so the product is not visible on the FCC website prior to marketing the product.

Report Authorization

The test data contained in this report documents the observed testing parameters pertaining to and are relevant for only the sample equipment tested in the agreed upon operational mode(s) and configuration(s) as identified herein. Compliance assessment remains the client's responsibility. This report may not be used to claim product endorsement by A2LA or any government agencies. This test report has been authorized for release under quality control from CKC Laboratories, Inc.



Steve Behm
Director of Quality Assurance & Engineering Services
CKC Laboratories, Inc.

Test Facility Information



Our laboratories are configured to effectively test a wide variety of product types. CKC utilizes first class test equipment, anechoic chambers, data acquisition and information services to create accurate, repeatable and affordable test results.

TEST LOCATION(S):
CKC Laboratories, Inc.
1120 Fulton Place
Fremont, CA 94539

Software Versions

CKC Laboratories Proprietary Software	Version
EMITest Emissions	5.00.14
Immunity	5.00.07

Site Registration & Accreditation Information

Location	CB #	TAIWAN	CANADA	FCC	JAPAN
Fremont	US0082	SL2-IN-E-1148R	3082B-1	958979	A-0149

SUMMARY OF RESULTS

Standard / Specification: FCC Part 15 Subpart C (WiFi)

Test Procedure/Method	Description	Modifications*	Results
15.207 / ANSI C63.4 / KDB 558074 DTS Meas Guidance v03r01	Conducted Emissions	NA	Pass
15.247(a)(2) / DA 00-705 / KDB 558074 DTS Meas Guidance v03r01	-6dB Bandwidth	NA	Pass
15.247(b)(3) / DA 00-705 / KDB 558074 DTS Meas Guidance v03r01	RF Power Output	NA	Pass
15.31(e) / KDB 558074 DTS Meas Guidance v03r01	Voltage Variation	NA	Pass
15.247(d) / KDB 558074 DTS Meas Guidance v03r01	Field Strength of Conducted Spurious Emissions	NA	Pass
15.247(d) / DA 00-705 / KDB 558074 DTS Meas Guidance v03r01	Field Strength of Radiated Spurious Emissions & Bandedge	NA	Pass
15.247(e) / DA 00-705 / KDB 558074 DTS Meas Guidance v03r01	Power Spectral Density	NA	Pass

Modifications*/Conditions During Testing

This list is a summary of the conditions noted for or modifications made to the equipment during testing.

Summary of Conditions
None

*Modifications listed above must be incorporated into all production units.

EQUIPMENT UNDER TEST (EUT)

The following model was tested by CKC Laboratories: LED Nightlight, Model: LNL9ZA1AB

Since the time of testing the manufacturer has chosen to use the following model number in its place. Any differences between the models does not affect their EMC characteristics and therefore meets the level of testing equivalent to the tested model number shown on the data. Model: LNL9ZA1CA, FCC ID: 2ACWP-LNL9ZA1.

EQUIPMENT UNDER TEST

LED Nightlight

Manuf.: Leeo, Inc.
Model: LNL9ZA1CA
Serial: NSAA7000007
FCC ID: 2ACWP-LNL9ZA1

LED Nightlight

Manuf: Leeo, Inc.
Model: LNL9ZA1AB
Serial: NSAA7000007

PERIPHERAL DEVICES

The EUT was tested with the following peripheral device(s):

Router

Manuf: TP-LINK
Model: TL-WR740N
Serial: 119A1710268

Laptop

Manuf: Apple, Inc.
Model: A1398
Serial: None

Debug Board

Manuf: Leeo, Inc.
Model: None
Serial: None

FCC PART 15 SUBPART C

This report contains EMC emissions test results under United States Federal Communications Commission (FCC) CFR 47 Section 15 Subpart C requirements for Intentional Radiators.

15.207 AC Conducted Emissions

Test Data

Test Location: CKC Laboratories, Inc. • 1120 Fulton Place • Fremont, CA 94539 • (510) 249-1170

Customer: **Leeo, Inc.**
Specification: **15.207 AC Mains - Average**
Work Order #: **95723**
Test Type: **Conducted Emissions**
Equipment: **LED Nightlight**
Manufacturer:
Model: LNL9ZA1AB
S/N: NSAA7000052

Date: 7/14/2014
Time: 10:32:20
Sequence#: 5
Tested By: Hieu Song Nguyenpham
120V 60Hz

Test Equipment:

ID	Asset #	Description	Model	Calibration Date	Cal Due Date
T1	ANP01211	Attenuator	PE7002-10	4/2/2013	4/2/2015
T2	ANP00880	Cable	RG214U	6/13/2014	6/13/2016
T3	ANP05300	Cable	RG214/U	3/25/2013	3/25/2015
T4	AN00493	50uH LISN-L1 (L) Loss W/O European Adapter	3816/NM	3/4/2013	3/4/2015
	AN00493	50uH LISN-L(2) N Loss W/O European Adapter	3816/NM	3/4/2013	3/4/2015
	AN02668	Spectrum Analyzer	E4446A	2/22/2013	2/22/2015
T5	ANP05258	High Pass Filter	HE9615-150K-50-720B	12/6/2012	12/6/2014

Equipment Under Test (* = EUT):

Function	Manufacturer	Model #	S/N
LED Nightlight*		LNL9ZA1AB	NSAA7000052

Support Devices:

Function	Manufacturer	Model #	S/N
Router	TP-LINK	TL-WR740N	119A1710268
Laptop	Apple, Inc.	A1398	None

Test Conditions / Notes:

Conducted Emission

Frequency Range: 150kHz to 30MHz

Temperature: 22.6°C

Humidity: 39%

Pressure: 100.8kPa

Firmware: 0.1

Application: Command Line Terminal

Mode: Normal Operation

Highest Generated Frequency: 2.4 GHz

Transmit frequency: 2.4GHz Band

Gain of the Antenna=-3dBi

The EUT is a fixed device. It is placed on an 80 cm table. The EUT is a smart nightlight with environmental sensors to monitor the quality of the indoor air and affects the air environment.

Note: The EUT is set to continuously transmit (WiFi on).

Ext Attn: 0 dB

Measurement Data:

Reading listed by margin.

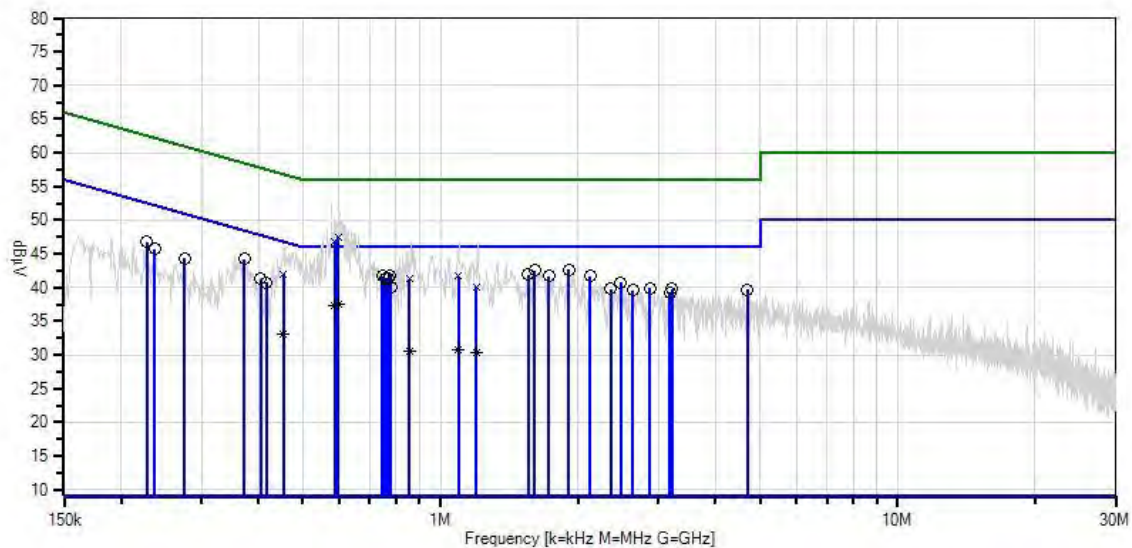
Test Lead: Black

#	Freq	Rdng	T1 T5	T2	T3	T4	Dist	Corr	Spec	Margin	Polar
	MHz	dBμV	dB	dB	dB	dB	Table	dBμV	dBμV	dB	Ant
1	1.906M	32.7	+9.6 +0.1	+0.1	+0.0	+0.1	+0.0	42.6	46.0	-3.4	Black
2	1.609M	32.5	+9.7 +0.1	+0.1	+0.0	+0.1	+0.0	42.5	46.0	-3.5	Black
3	1.558M	32.0	+9.6 +0.1	+0.1	+0.0	+0.1	+0.0	41.9	46.0	-4.1	Black
4	372.525k	34.5	+9.6 +0.0	+0.0	+0.0	+0.1	+0.0	44.2	48.4	-4.2	Black
5	775.397k	31.9	+9.6 +0.2	+0.0	+0.0	+0.1	+0.0	41.8	46.0	-4.2	Black
6	2.123M	31.8	+9.6 +0.1	+0.1	+0.0	+0.1	+0.0	41.7	46.0	-4.3	Black
7	1.723M	31.8	+9.6 +0.1	+0.1	+0.0	+0.1	+0.0	41.7	46.0	-4.3	Black
8	745.582k	31.9	+9.6 +0.1	+0.0	+0.0	+0.1	+0.0	41.7	46.0	-4.3	Black
9	768.125k	31.5	+9.6 +0.2	+0.0	+0.0	+0.1	+0.0	41.4	46.0	-4.6	Black
10	755.763k	31.5	+9.6 +0.2	+0.0	+0.0	+0.1	+0.0	41.4	46.0	-4.6	Black
11	2.476M	30.8	+9.7 +0.1	+0.1	+0.0	+0.1	+0.0	40.8	46.0	-5.2	Black
12	227.811k	36.9	+9.6 +0.2	+0.0	+0.0	+0.1	+0.0	46.8	52.5	-5.7	Black
13	779.760k	30.2	+9.6 +0.2	+0.0	+0.0	+0.1	+0.0	40.1	46.0	-5.9	Black
14	2.867M	30.0	+9.6 +0.1	+0.1	+0.0	+0.1	+0.0	39.9	46.0	-6.1	Black

15	2.361M	29.9	+9.6 +0.1	+0.1	+0.0	+0.1	+0.0	39.8	46.0	-6.2	Black
16	3.212M	29.9	+9.6 +0.1	+0.1	+0.0	+0.1	+0.0	39.8	46.0	-6.2	Black
17	4.700M	29.5	+9.6 +0.2	+0.2	+0.1	+0.1	+0.0	39.7	46.0	-6.3	Black
18	2.638M	29.7	+9.6 +0.1	+0.1	+0.0	+0.1	+0.0	39.6	46.0	-6.4	Black
19	236.538k	35.8	+9.6 +0.2	+0.0	+0.0	+0.1	+0.0	45.7	52.2	-6.5	Black
20	403.795k	31.6	+9.6 +0.0	+0.0	+0.0	+0.1	+0.0	41.3	47.8	-6.5	Black
21	275.079k	34.4	+9.6 +0.2	+0.0	+0.0	+0.1	+0.0	44.3	51.0	-6.7	Black
22	416.157k	31.1	+9.6 +0.0	+0.0	+0.0	+0.1	+0.0	40.8	47.5	-6.7	Black
23	3.174M	29.4	+9.6 +0.1	+0.1	+0.0	+0.1	+0.0	39.3	46.0	-6.7	Black
24	598.261k Ave	27.7	+9.7 +0.1	+0.0	+0.0	+0.1	+0.0	37.6	46.0	-8.4	Black
25	598.261k QP	37.6	+9.7 +0.1	+0.0	+0.0	+0.1	+0.0	47.5	56.0	-8.5	Black
^	598.261k	43.4	+9.7 +0.1	+0.0	+0.0	+0.1	+0.0	53.3	46.0	+7.3	Black
27	587.024k Ave	27.6	+9.6 +0.1	+0.0	+0.0	+0.1	+0.0	37.4	46.0	-8.6	Black
28	587.024k QP	37.1	+9.6 +0.1	+0.0	+0.0	+0.1	+0.0	46.9	56.0	-9.1	Black
^	587.024k	42.5	+9.6 +0.1	+0.0	+0.0	+0.1	+0.0	52.3	46.0	+6.3	Black
30	452.672k Ave	23.2	+9.6 +0.1	+0.0	+0.0	+0.1	+0.0	33.0	46.8	-13.8	Black
31	1.094M QP	31.8	+9.6 +0.1	+0.1	+0.0	+0.1	+0.0	41.7	56.0	-14.3	Black
32	854.732k QP	31.3	+9.6 +0.2	+0.0	+0.0	+0.1	+0.0	41.2	56.0	-14.8	Black
33	452.672k QP	32.2	+9.6 +0.1	+0.0	+0.0	+0.1	+0.0	42.0	56.8	-14.8	Black
^	452.672k	36.4	+9.6 +0.1	+0.0	+0.0	+0.1	+0.0	46.2	46.8	-0.6	Black
35	1.094M Ave	20.9	+9.6 +0.1	+0.1	+0.0	+0.1	+0.0	30.8	46.0	-15.2	Black
^	1.094M	36.4	+9.6 +0.1	+0.1	+0.0	+0.1	+0.0	46.3	46.0	+0.3	Black

37	854.732k	20.7	+9.6	+0.0	+0.0	+0.1	+0.0	30.6	46.0	-15.4	Black
	Ave		+0.2								
^	854.732k	37.0	+9.6	+0.0	+0.0	+0.1	+0.0	46.9	46.0	+0.9	Black
			+0.2								
39	1.199M	20.4	+9.6	+0.1	+0.0	+0.1	+0.0	30.3	46.0	-15.7	Black
	Ave		+0.1								
40	1.199M	30.2	+9.6	+0.1	+0.0	+0.1	+0.0	40.1	56.0	-15.9	Black
	QP		+0.1								
^	1.199M	35.6	+9.6	+0.1	+0.0	+0.1	+0.0	45.5	46.0	-0.5	Black
			+0.1								

CKC Laboratories, Inc. Date: 7/14/2014 Time: 10:32:20 Leo, Inc WO#: 95723
 Test Lead: Black 120V 60Hz Sequence#: 5



Sweep Data
 ○ Peak Readings
 * Average Readings
 — Readings
 × QP Readings
 ▼ Ambient
 — 1 - 15.207 AC Mains - Average
 — 2 - 15.207 AC Mains - Quasi-peak

Test Location: CKC Laboratories, Inc. • 1120 Fulton Place • Fremont, CA 94539 • (510) 249-1170

Customer: **Leeo, Inc.**
Specification: **15.207 AC Mains - Average**
Work Order #: **95723**
Test Type: **Conducted Emissions**
Equipment: **LED Nightlight**
Manufacturer:
Model: LNL9ZA1AB
S/N: NSAA7000052

Date: 7/14/2014
Time: 10:45:46
Sequence#: 6
Tested By: Hieu Song Nguyenpham
120V 60Hz

Test Equipment:

ID	Asset #	Description	Model	Calibration Date	Cal Due Date
T1	ANP01211	Attenuator	PE7002-10	4/2/2013	4/2/2015
T2	ANP00880	Cable	RG214U	6/13/2014	6/13/2016
T3	ANP05300	Cable	RG214/U	3/25/2013	3/25/2015
	AN00493	50uH LISN-L1 (L) Loss W/O European Adapter	3816/NM	3/4/2013	3/4/2015
T4	AN00493	50uH LISN-L(2) N Loss W/O European Adapter	3816/NM	3/4/2013	3/4/2015
	AN02668	Spectrum Analyzer	E4446A	2/22/2013	2/22/2015
T5	ANP05258	High Pass Filter	HE9615-150K- 50-720B	12/6/2012	12/6/2014

Equipment Under Test (* = EUT):

Function	Manufacturer	Model #	S/N
LED Nightlight*		LNL9ZA1AB	NSAA7000052

Support Devices:

Function	Manufacturer	Model #	S/N
Router	TP-LINK	TL-WR740N	119A1710268
Laptop	Apple, Inc.	A1398	None

Test Conditions / Notes:

<p>Conducted Emission Frequency Range: 150kHz to 30MHz</p> <p>Temperature: 22.6°C Humidity: 39% Pressure: 100.8kPa</p> <p>Firmware: 0.0 Mode: Normal Operation Highest Generated Frequency: 2.4 GHz Transmit frequency: 2.4GHz Band Gain of the Antenna=-3dBi</p> <p>The EUT is a fixed device. It is placed on an 80 cm table. The EUT is a smart nightlight with environmental sensors to monitor the quality of the indoor air and affects the air environment.</p> <p>Note: The EUT is set to continuously transmit (WiFi on).</p>
--

Ext Attn: 0 dB

Measurement Data:

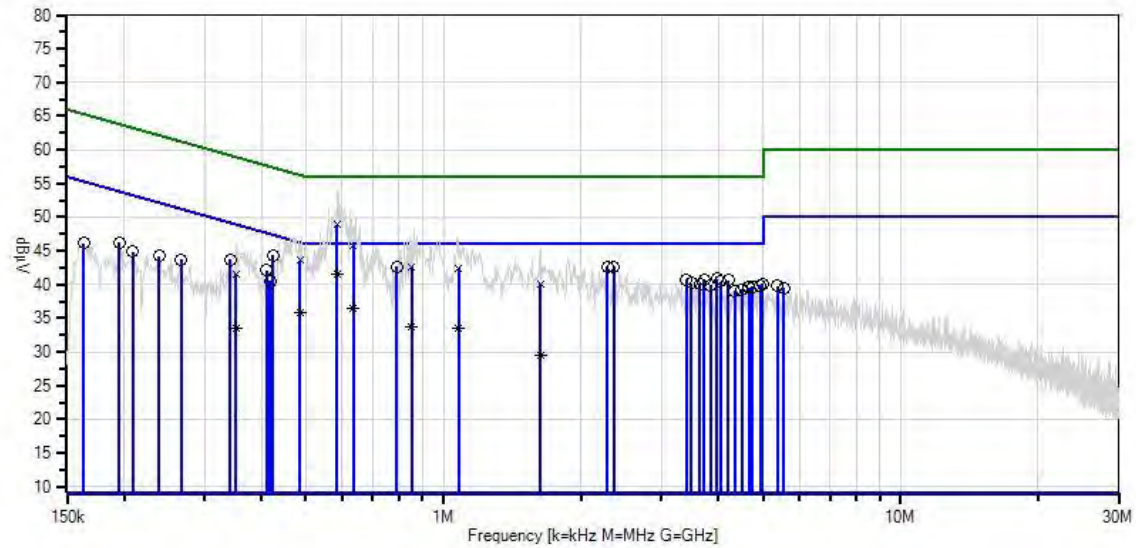
Reading listed by margin.

Test Lead: White

#	Freq MHz	Rdng dB μ V	T1 T5 dB	T2 dB	T3 dB	T4 dB	Dist Table	Corr dB μ V	Spec dB μ V	Margin dB	Polar Ant
1	423.429k	34.1	+9.6 +0.0	+0.0	+0.0	+0.6	+0.0	44.3	47.4	-3.1	White
2	2.285M	32.3	+9.6 +0.1	+0.1	+0.0	+0.6	+0.0	42.7	46.0	-3.3	White
3	789.941k	32.3	+9.6 +0.2	+0.0	+0.0	+0.6	+0.0	42.7	46.0	-3.3	White
4	2.357M	32.2	+9.6 +0.1	+0.1	+0.0	+0.6	+0.0	42.6	46.0	-3.4	White
5	584.337k Ave	31.3	+9.6 +0.1	+0.0	+0.0	+0.6	+0.0	41.6	46.0	-4.4	White
6	3.965M	30.4	+9.6 +0.1	+0.1	+0.1	+0.6	+0.0	40.9	46.0	-5.1	White
7	3.722M	30.2	+9.6 +0.1	+0.1	+0.1	+0.6	+0.0	40.7	46.0	-5.3	White
8	3.395M	30.3	+9.5 +0.1	+0.1	+0.1	+0.6	+0.0	40.7	46.0	-5.3	White
9	4.199M	30.1	+9.6 +0.1	+0.1	+0.1	+0.6	+0.0	40.6	46.0	-5.4	White
10	410.340k	31.9	+9.6 +0.0	+0.0	+0.0	+0.6	+0.0	42.1	47.6	-5.5	White
11	341.982k	33.4	+9.6 +0.1	+0.0	+0.0	+0.6	+0.0	43.7	49.2	-5.5	White
12	4.033M	29.9	+9.6 +0.1	+0.1	+0.1	+0.6	+0.0	40.4	46.0	-5.6	White
13	3.480M	29.8	+9.5 +0.1	+0.1	+0.1	+0.6	+0.0	40.2	46.0	-5.8	White
14	3.633M	29.6	+9.6 +0.1	+0.1	+0.1	+0.6	+0.0	40.1	46.0	-5.9	White
15	4.994M	29.4	+9.5 +0.2	+0.2	+0.1	+0.7	+0.0	40.1	46.0	-5.9	White
16	4.926M	29.2	+9.5 +0.2	+0.2	+0.1	+0.7	+0.0	39.9	46.0	-6.1	White
17	3.833M	29.4	+9.6 +0.1	+0.1	+0.1	+0.6	+0.0	39.9	46.0	-6.1	White
18	4.743M	28.9	+9.6 +0.2	+0.2	+0.1	+0.7	+0.0	39.7	46.0	-6.3	White
19	4.666M	28.7	+9.7 +0.2	+0.2	+0.1	+0.7	+0.0	39.6	46.0	-6.4	White
20	4.496M	28.6	+9.7 +0.2	+0.1	+0.1	+0.6	+0.0	39.3	46.0	-6.7	White
21	4.335M	28.6	+9.6 +0.1	+0.1	+0.1	+0.6	+0.0	39.1	46.0	-6.9	White
22	417.612k	30.3	+9.6 +0.0	+0.0	+0.0	+0.6	+0.0	40.5	47.5	-7.0	White
23	584.337k QP	38.6	+9.6 +0.1	+0.0	+0.0	+0.6	+0.0	48.9	56.0	-7.1	White

^	584.337k	44.8	+9.6 +0.1	+0.0	+0.0	+0.6	+0.0	55.1	46.0	+9.1	White
25	267.080k	33.3	+9.6 +0.2	+0.0	+0.0	+0.6	+0.0	43.7	51.2	-7.5	White
26	195.087k	35.8	+9.6 +0.2	+0.0	+0.0	+0.6	+0.0	46.2	53.8	-7.6	White
27	238.719k	33.8	+9.6 +0.2	+0.0	+0.0	+0.6	+0.0	44.2	52.1	-7.9	White
28	208.904k	34.5	+9.6 +0.2	+0.0	+0.0	+0.6	+0.0	44.9	53.2	-8.3	White
29	163.090k	35.5	+9.6 +0.4	+0.0	+0.0	+0.6	+0.0	46.1	55.3	-9.2	White
30	635.233k Ave	26.1	+9.7 +0.1	+0.0	+0.0	+0.6	+0.0	36.5	46.0	-9.5	White
31	635.233k QP	35.4	+9.7 +0.1	+0.0	+0.0	+0.6	+0.0	45.8	56.0	-10.2	White
^	635.233k	40.5	+9.7 +0.1	+0.0	+0.0	+0.6	+0.0	50.9	46.0	+4.9	White
33	5.382M	28.9	+9.7 +0.2	+0.2	+0.1	+0.7	+0.0	39.8	50.0	-10.2	White
34	484.696k Ave	25.6	+9.6 +0.1	+0.0	+0.0	+0.6	+0.0	35.9	46.3	-10.4	White
35	5.553M	28.7	+9.7 +0.1	+0.2	+0.1	+0.7	+0.0	39.5	50.0	-10.5	White
36	852.170k Ave	23.4	+9.6 +0.2	+0.0	+0.0	+0.6	+0.0	33.8	46.0	-12.2	White
37	1.081M Ave	23.1	+9.6 +0.1	+0.1	+0.0	+0.6	+0.0	33.5	46.0	-12.5	White
38	484.696k QP	33.3	+9.6 +0.1	+0.0	+0.0	+0.6	+0.0	43.6	56.3	-12.7	White
^	484.696k	36.4	+9.6 +0.1	+0.0	+0.0	+0.6	+0.0	46.7	46.3	+0.4	White
40	852.170k QP	32.2	+9.6 +0.2	+0.0	+0.0	+0.6	+0.0	42.6	56.0	-13.4	White
^	852.170k	36.5	+9.6 +0.2	+0.0	+0.0	+0.6	+0.0	46.9	46.0	+0.9	White
42	1.081M QP	32.0	+9.6 +0.1	+0.1	+0.0	+0.6	+0.0	42.4	56.0	-13.6	White
^	1.081M	36.5	+9.6 +0.1	+0.1	+0.0	+0.6	+0.0	46.9	46.0	+0.9	White
44	351.483k Ave	23.3	+9.6 +0.1	+0.0	+0.0	+0.6	+0.0	33.6	48.9	-15.3	White
45	1.632M QP	29.6	+9.7 +0.1	+0.1	+0.0	+0.6	+0.0	40.1	56.0	-15.9	White
46	1.632M Ave	19.1	+9.7 +0.1	+0.1	+0.0	+0.6	+0.0	29.6	46.0	-16.4	White
^	1.632M	35.4	+9.7 +0.1	+0.1	+0.0	+0.6	+0.0	45.9	46.0	-0.1	White
48	351.483k QP	31.3	+9.6 +0.1	+0.0	+0.0	+0.6	+0.0	41.6	58.9	-17.3	White
^	351.483k	36.6	+9.6 +0.1	+0.0	+0.0	+0.6	+0.0	46.9	48.9	-2.0	White

CKC Laboratories, Inc Date: 7/14/2014 Time: 10:45:46 Leeo, Inc WO#: 95723
Test Lead: White 120V 60Hz Sequence#: 6



— Sweep Data	— Readings
○ Peak Readings	× QP Readings
* Average Readings	▼ Ambient
— 1 - 15.207 AC Mains - Average	— 2 - 15.207 AC Mains - Quasi-peak

15.247(a)(2) -6dB Bandwidth

Test Conditions / Setup B-Band

Test Location: CKC Laboratories, Inc. • 1120 Fulton Place • Fremont, CA 94539 • (510) 249-1170

Customer: **Leeo, Inc.**

Specification: **OBW set up**

Work Order #: **95723**

Test Type: **Conducted Spurious Emission**

Equipment: **LED Nightlight**

Manufacturer:

Model: LNL9ZA1AB

S/N: NSAA7000007

Date: 7/22/2014

Time: 11:09:51

Sequence#: 17

Tested By: Hieu Song Nguyenpham

Test Equipment:

ID	Asset #	Description	Model	Calibration Date	Cal Due Date
T1	ANP06467	Attenuator	PE7014-10	5/24/2013	5/24/2015
T2	AN03015	Cable	32022-2-29094K-24TC	5/6/2013	5/6/2015
	AN02668	Spectrum Analyzer	E4446A	2/22/2013	2/22/2015

Equipment Under Test (* = EUT):

Function	Manufacturer	Model #	S/N
LED Nightlight*		LNL9ZA1AB	NSAA7000007

Support Devices:

Function	Manufacturer	Model #	S/N
Laptop		A1398	None
Debug Board	Leeo, Inc.	None	None

Test Conditions / Notes:

OBW Set up

Temperature: 22.6°C

Humidity: 39%

Pressure: 100.8kPa

Firmware: 0.1

Application: Command Line Terminal

Mode: Normal Operation

Highest Generated Frequency: 2.4 GHz

Transmit frequency: 2.4GHz Band

RF Output=19dBm

Gain of the Antenna=-3dBi

Number of Channel=11

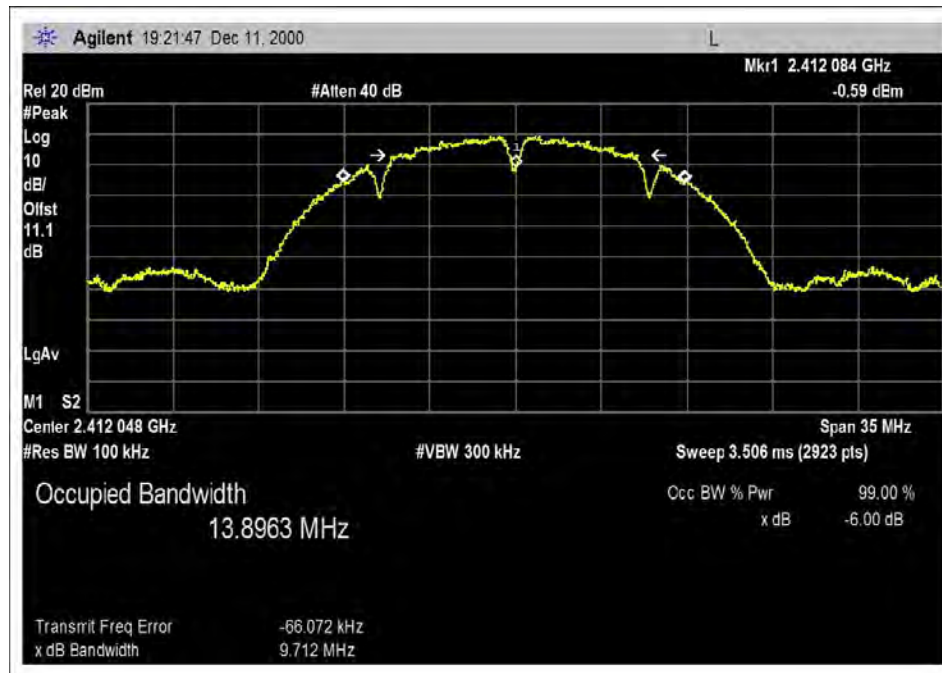
The EUT is a fixed device. It is placed on a table and connected to a Laptop in order to operate the EUT. The EUT is a smart nightlight with environmental sensors to monitor the quality of the indoor air and affects the air environment.

Note: The EUT is set to continuously transmit (WiFi on).

Data rate at 2Mbps

B-Band

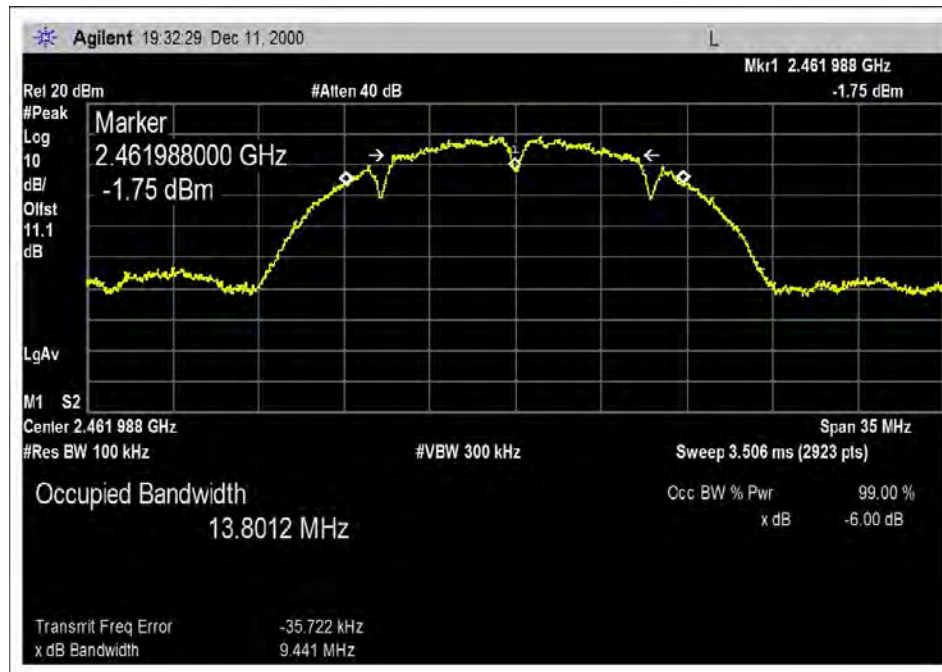
Test Data



Low Channel, B - Band



Middle Channel, B - Band



High Channel, B - Band

Test Conditions / Setup G-Band

Test Location: CKC Laboratories, Inc. • 1120 Fulton Place • Fremont, CA 94539 • (510) 249-1170

Customer: **Leeo, Inc.**

Specification: **OBW set up**

Work Order #: **95723**

Date: 7/22/2014

Test Type: **Conducted Spurious Emission**

Time: 11:09:51

Equipment: **LED Nightlight**

Sequence#: 17

Manufacturer:

Tested By: Hieu Song Nguyenpham

Model: LNL9ZA1AB

S/N: NSAA7000007

Test Equipment:

ID	Asset #	Description	Model	Calibration Date	Cal Due Date
T1	ANP06467	Attenuator	PE7014-10	5/24/2013	5/24/2015
T2	AN03015	Cable	32022-2-29094K-24TC	5/6/2013	5/6/2015
	AN02668	Spectrum Analyzer	E4446A	2/22/2013	2/22/2015

Equipment Under Test (* = EUT):

Function	Manufacturer	Model #	S/N
LED Nightlight*		LNL9ZA1AB	NSAA7000007

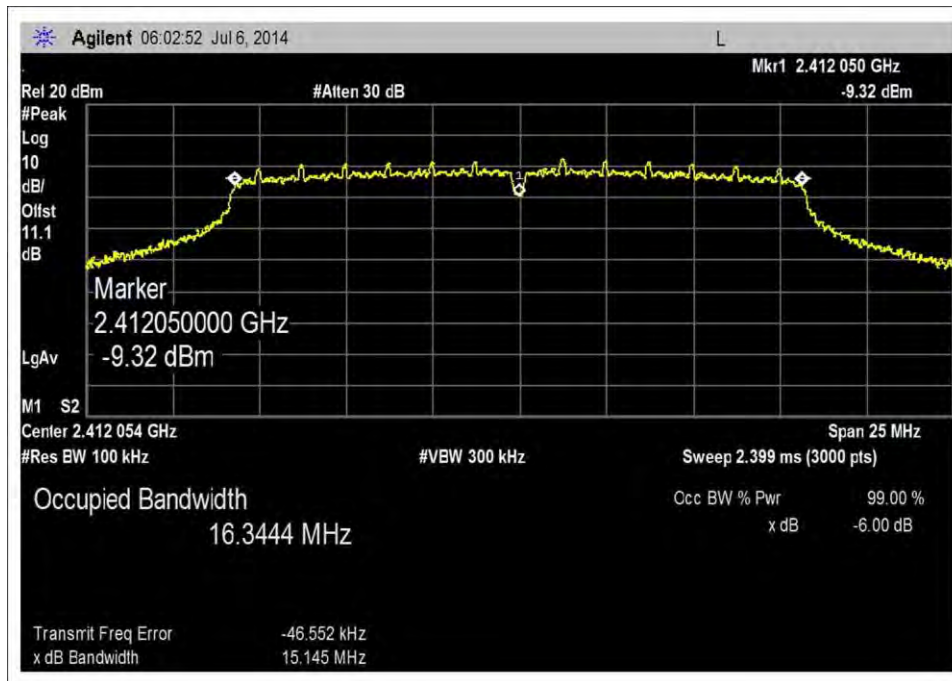
Support Devices:

Function	Manufacturer	Model #	S/N
Laptop		A1398	None
Debug Board	Leeo, Inc.	None	None

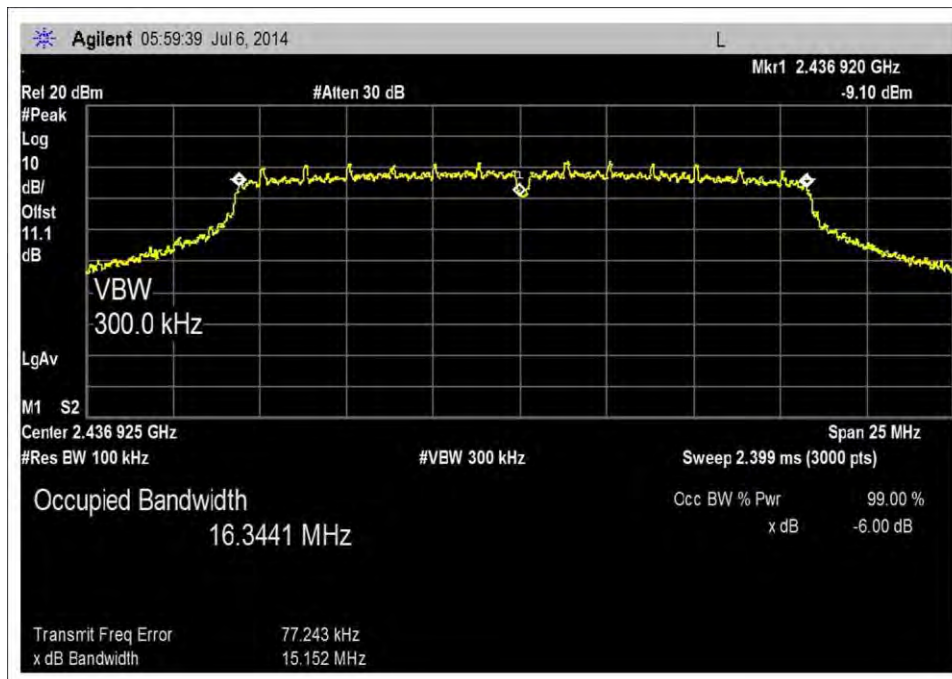
Test Conditions / Notes:

<p>OBW Set up</p> <p>Temperature: 22.6°C Humidity: 39% Pressure: 100.8kPa</p> <p>Firmware: 0.1 Application: Command Line Terminal Mode: Normal Operation Highest Generated Frequency: 2.4 GHz Transmit frequency: 2.4GHz Band RF Output=17dBm Gain of the Antenna=-3dBi Number of Channel=11</p> <p>The EUT is a fixed device. It is placed on a table and connected to a laptop in order to operate the EUT. The EUT is a smart nightlight with environmental sensors to monitor the quality of the indoor air and affects the air environment.</p> <p>Note: The EUT is set to continuously transmit (WiFi on). Data rate at 9Mbps G-Band</p>
--

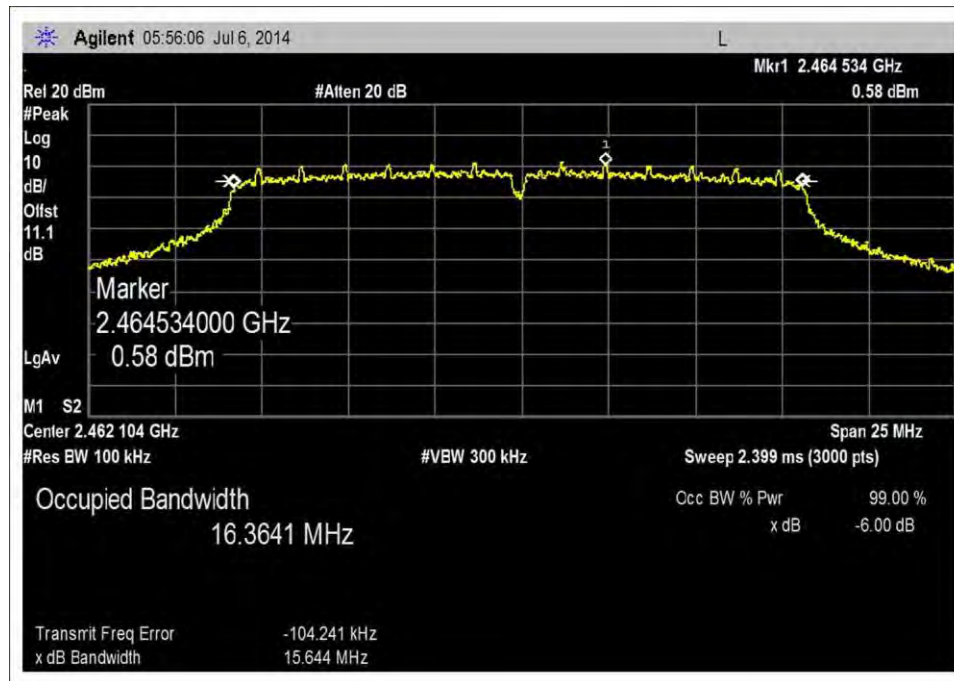
Test Data



Low Channel, G – Band



Middle Channel, G - Band



High Channel, G - Band

Test Conditions / Setup N-Band

Test Location: CKC Laboratories, Inc. • 1120 Fulton Place • Fremont, CA 94539 • (510) 249-1170

Customer: **Leeo, Inc.**

Specification: **OBW set up**

Work Order #: **95723**

Test Type: **Conducted Spurious Emission**

Equipment: **LED Nightlight**

Manufacturer:

Model: LNL9ZA1AB

S/N: NSAA7000007

Date: 7/22/2014

Time: 11:09:51

Sequence#: 17

Tested By: Hieu Song Nguyenpham

Test Equipment:

ID	Asset #	Description	Model	Calibration Date	Cal Due Date
T1	ANP06467	Attenuator	PE7014-10	5/24/2013	5/24/2015
T2	AN03015	Cable	32022-2-29094K-24TC	5/6/2013	5/6/2015
	AN02668	Spectrum Analyzer	E4446A	2/22/2013	2/22/2015

Equipment Under Test (* = EUT):

Function	Manufacturer	Model #	S/N
LED Nightlight*		LNL9ZA1AB	NSAA7000007

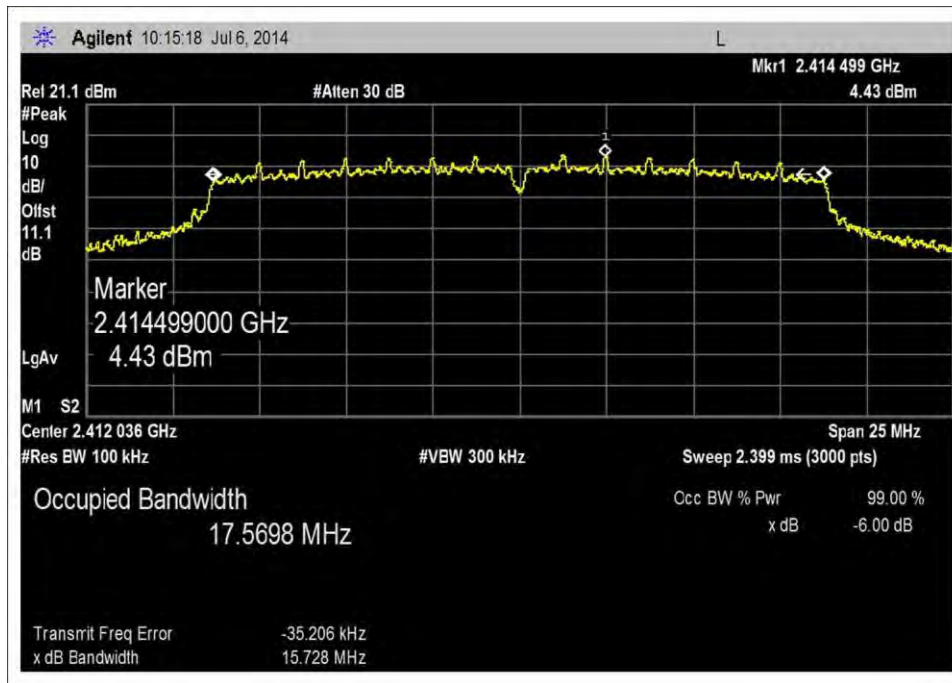
Support Devices:

Function	Manufacturer	Model #	S/N
Laptop		A1398	None
Debug Board	Leeo, Inc.	None	None

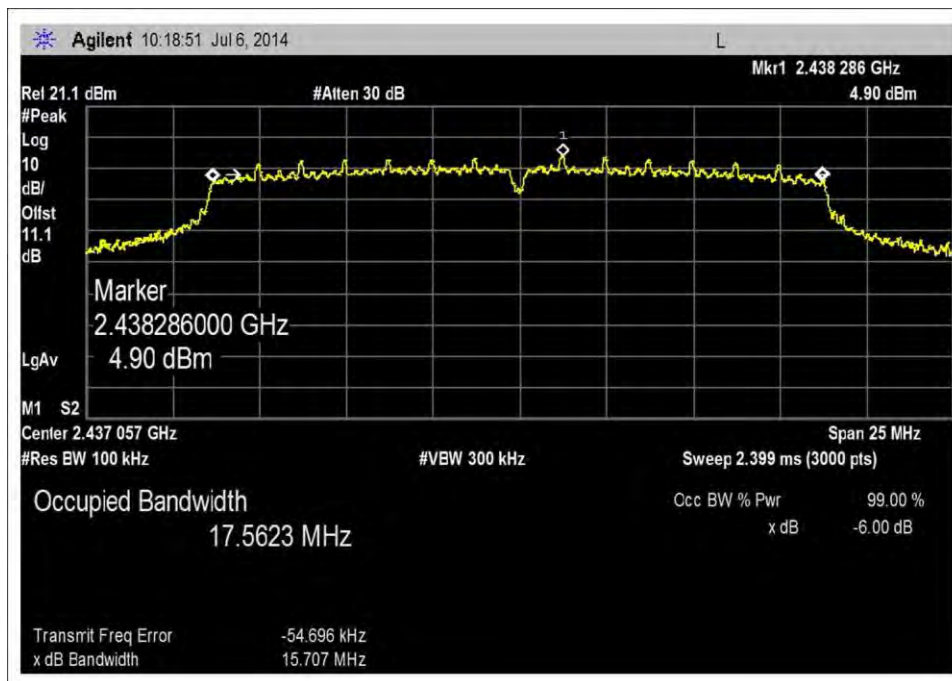
Test Conditions / Notes:

<p>OBW Set up</p> <p>Temperature: 22.6°C Humidity: 39% Pressure: 100.8kPa</p> <p>Firmware: 0.1 Application: Command Line Terminal Mode: Normal Operation Highest Generated Frequency: 2.4 GHz Transmit frequency: 2.4GHz Band RF Output=17dBm Gain of the Antenna=-3dBi Number of Channel=11</p> <p>The EUT is a fixed device. It is placed on a table and connected to a laptop in order to operate the EUT. The EUT is a smart nightlight with environmental sensors to monitor the quality of the indoor air and affects the air environment.</p> <p>Note: The EUT is set to continuously transmit (WiFi on). Data rate at MCS2 N- Band</p>
--

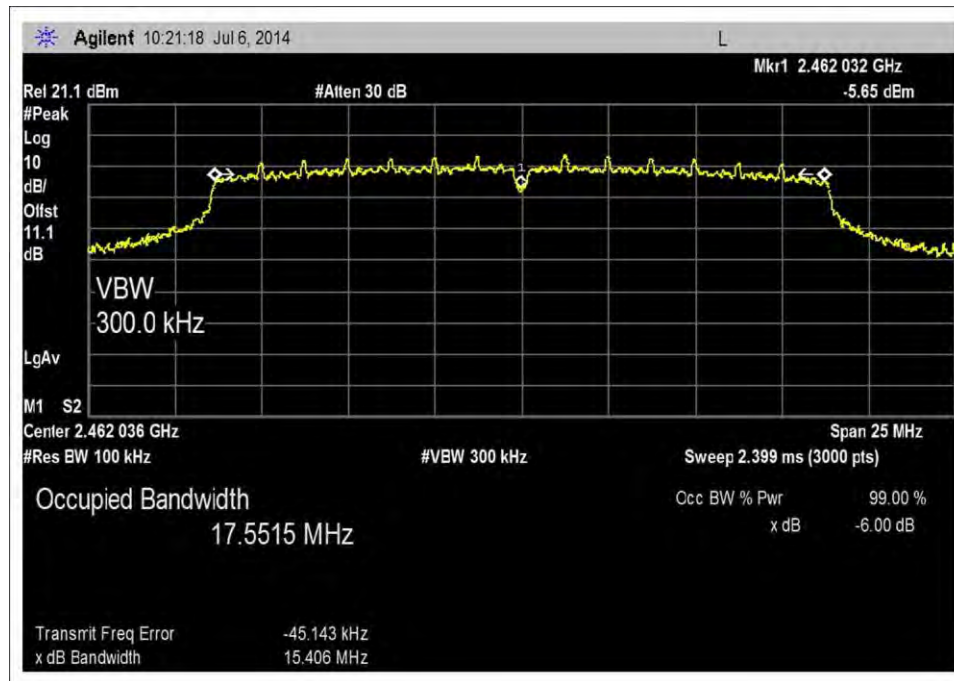
Test Data



Low Channel, N-Band



Middle Channel, N-Band



High Channel, N-Band

15.247(b)(3) RF Power Output

Test Conditions / Setup B-Band

Test Location: CKC Laboratories, Inc. • 1120 Fulton Place • Fremont, CA 94539 • (510) 249-1170

Customer: **Leeo, Inc.**
 Specification: **15.247(b) Power Output (2400-2483.5 MHz DTS)**
 Work Order #: **95723** Date: 7/22/2014
 Test Type: **Conducted Spurious Emission** Time: 11:07:42
 Equipment: **LED Nightlight** Sequence#: 16
 Manufacturer: Tested By: Hieu Song Nguyenpham
 Model: LNL9ZA1AB
 S/N: NSAA7000007

Test Equipment:

ID	Asset #	Description	Model	Calibration Date	Cal Due Date
T1	ANP06467	Attenuator	PE7014-10	5/24/2013	5/24/2015
T2	AN03015	Cable	32022-2-29094K-24TC	5/6/2013	5/6/2015
	AN02668	Spectrum Analyzer	E4446A	2/22/2013	2/22/2015

Equipment Under Test (* = EUT):

Function	Manufacturer	Model #	S/N
LED Nightlight*		LNL9ZA1AB	NSAA7000007

Support Devices:

Function	Manufacturer	Model #	S/N
Laptop		A1398	None
Debug Board	Leeo, Inc.	None	None

Test Conditions / Notes:

Fundamental of the EUT
 Temperature: 22.6°C
 Humidity: 39%
 Pressure: 100.8kPa
 Firmware: 0.1
 Application: Command Line Terminal
 Mode: Normal Operation
 Highest Generated Frequency: 2.4 GHz
 Transmit frequency: 2.4GHz Band
 RF Output=19dBm
 Gain of the Antenna=-3dBi
 Number of Channel=11
 The EUT is a fixed device. It is placed on a table and connected to a laptop in order to operate the EUT. The EUT is a smart nightlight with environmental sensors to monitor the quality of the indoor air and affects the air environment.
 Note: The EUT is set to continuously transmit (WiFi on).
 B - Band

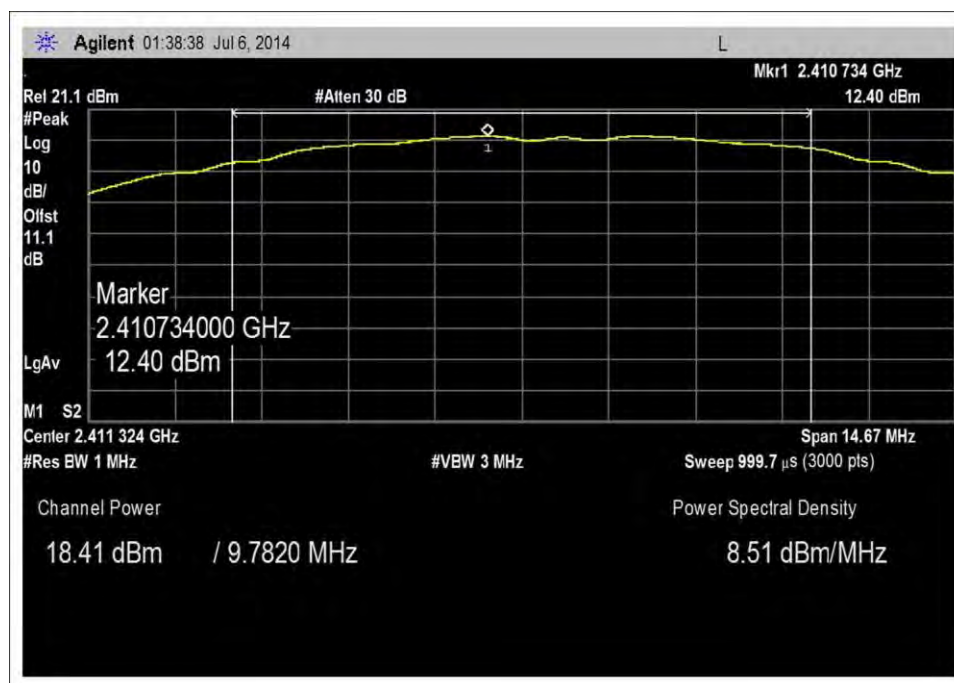
The Emissions Bandwidth measurements were made using the automatic bandwidth capability of the spectrum analyzer using the settings set out in KDB "558074 D01 DTS Meas Guidance v03r01", Section 9.1 Maximum peak conducted output power. The offset of the analyzer was set to correct for the cable and attenuator used during measurement. The units are in dBm. The limit is 1 Watt or 30dBm.

B-Band

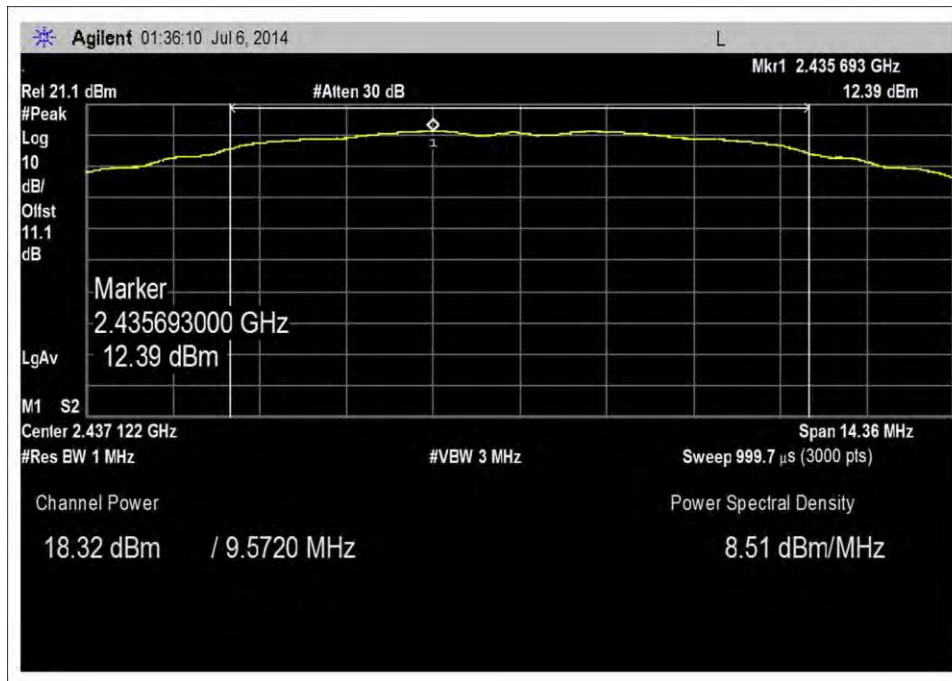
Frequency (MHz)	Measured Power in Watts	Power Limit in Watts	Pass/Fail
2412 / Low Channel	0.069342581	1	PASS
2437 / Middle Channel	0.067920363	1	PASS
2462 / High Channel	0.06180164	1	PASS

Note: The worst case data rate is at 2Mbps.

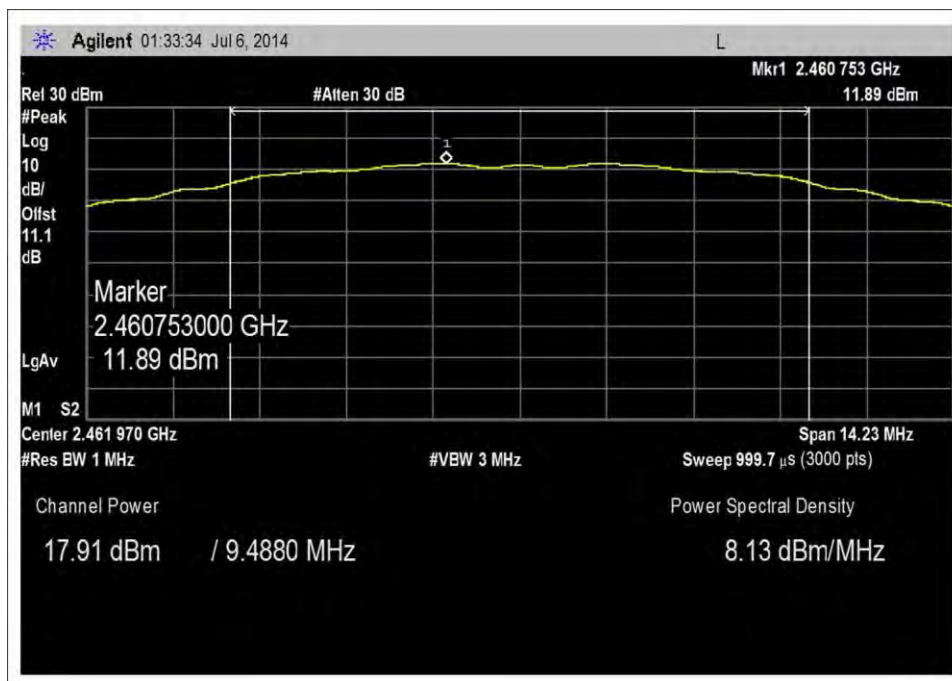
Test Plots



Low Channel, B-Band



Middle Channel, B - Band



High Channel, B - Band

Test Conditions / Setup G-Band

Test Location: CKC Laboratories, Inc. • 1120 Fulton Place • Fremont, CA 94539 • (510) 249-1170

Customer: **Leeo, Inc.**
 Specification: **15.247(b) Power Output (2400-2483.5 MHz DTS)**
 Work Order #: **95723** Date: 7/22/2014
 Test Type: **Conducted Spurious Emission** Time: 11:07:42
 Equipment: **LED Nightlight** Sequence#: 16
 Manufacturer: Tested By: Hieu Song Nguyenpham
 Model: LNL9ZA1AB
 S/N: NSAA7000007

Test Equipment:

ID	Asset #	Description	Model	Calibration Date	Cal Due Date
T1	ANP06467	Attenuator	PE7014-10	5/24/2013	5/24/2015
T2	AN03015	Cable	32022-2-29094K-24TC	5/6/2013	5/6/2015
	AN02668	Spectrum Analyzer	E4446A	2/22/2013	2/22/2015

Equipment Under Test (* = EUT):

Function	Manufacturer	Model #	S/N
LED Nightlight*		LNL9ZA1AB	NSAA7000007

Support Devices:

Function	Manufacturer	Model #	S/N
Laptop		A1398	None
Debug Board	Leeo, Inc.	None	None

Test Conditions / Notes:

<p>Fundamental of the EUT</p> <p>Temperature: 22.6°C Humidity: 39% Pressure: 100.8kPa</p> <p>Firmware: 0.1 Application: Command Line Terminal Mode: Normal Operation Highest Generated Frequency: 2.4 GHz Transmit frequency: 2.4GHz Band RF Output=17dBm Gain of the Antenna=-3dBi Number of Channel=11</p> <p>The EUT is a fixed device. It is placed on a table and connected to a laptop in order to operate the EUT. The EUT is a smart nightlight with environmental sensors to monitor the quality of the indoor air and affects the air environment.</p> <p>Note: The EUT is set to continuously transmit (WiFi on) G- Band</p>

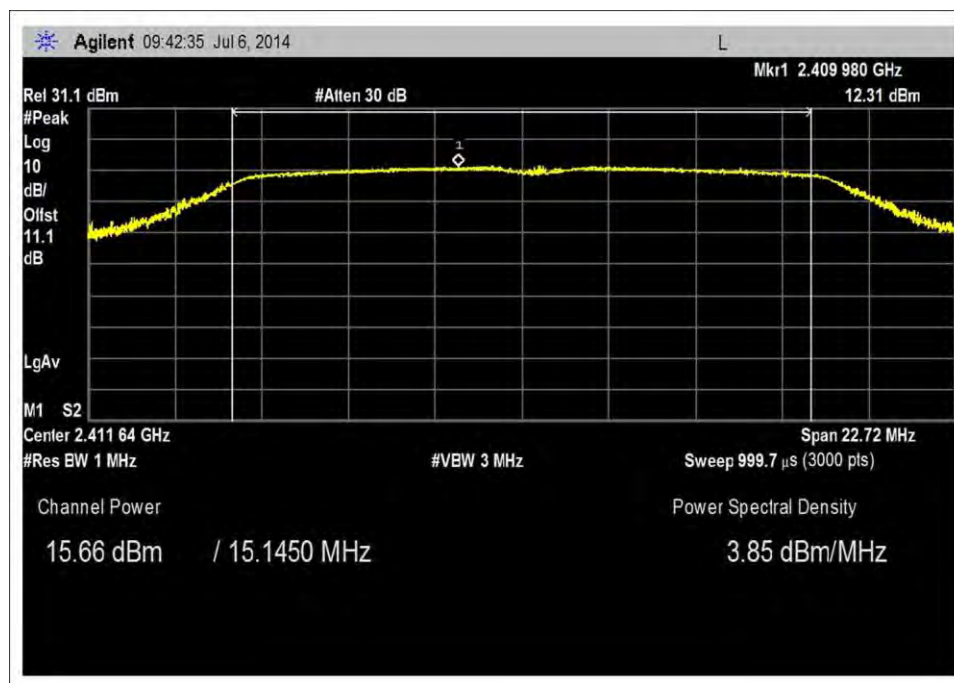
The Emissions Bandwidth measurements were made using the automatic bandwidth capability of the spectrum analyzer using the settings set out in KDB "558074 D01 DTS Meas Guidance v03r01", Section 9.1 Maximum peak conducted output power. The offset of the analyzer was set to correct for the cable and attenuator used during measurement. The units are in dBm. The limit is 1 Watt or 30dBm

G-Band

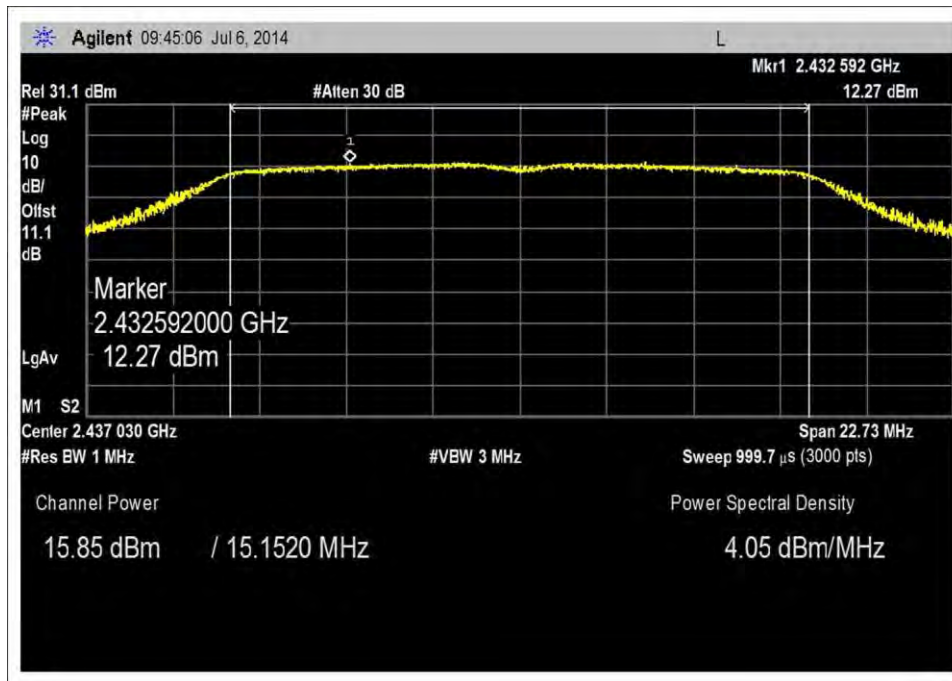
Frequency (MHz)	Measured Power in Watts	Power Limit in Watts	Pass/Fail
2412 / Low Channel	0.036812897	1	PASS
2437 / Middle Channel	0.038459178	1	PASS
2462 / High Channel	0.036677523	1	PASS

Note: The worst case data rate is at 9Mbps.

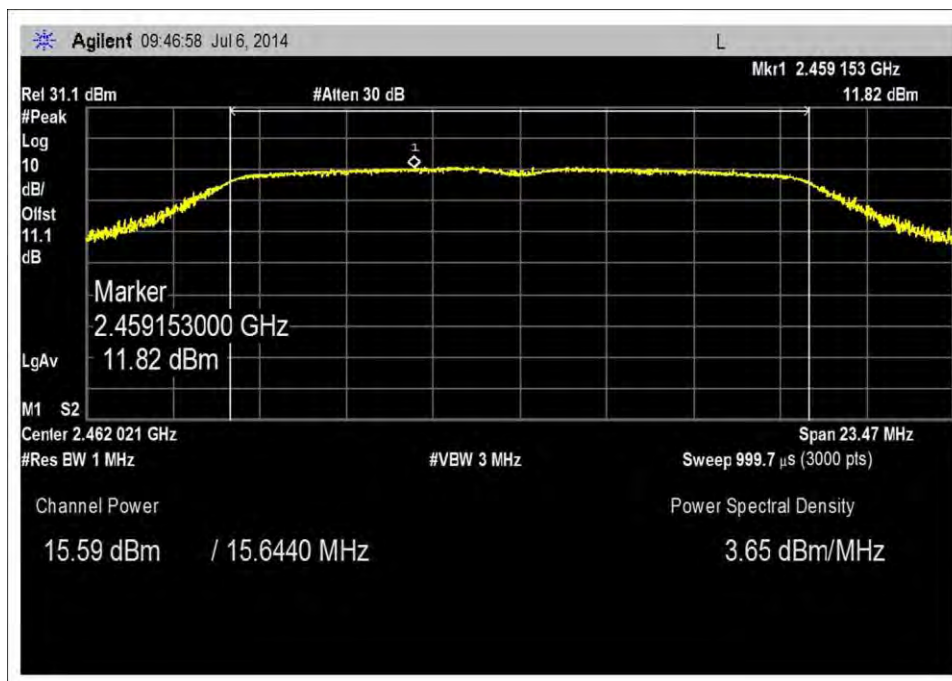
Test Plots



Low Channel, G -Band



Middle Channel, G - Band



High Channel, G - Band

Test Conditions / Setup N-Band

Test Location: CKC Laboratories, Inc. • 1120 Fulton Place • Fremont, CA 94539 • (510) 249-1170

Customer: **Leeo, Inc.**

Specification: **15.247(b) Power Output (2400-2483.5 MHz DTS)**

Work Order #: **95723**

Date: 7/22/2014

Test Type: **Conducted Spurious Emission**

Time: 11:07:42

Equipment: **LED Nightlight**

Sequence#: 16

Manufacturer:

Tested By: Hieu Song Nguyenpham

Model: LNL9ZA1AB

S/N: NSAA7000007

Test Equipment:

ID	Asset #	Description	Model	Calibration Date	Cal Due Date
T1	ANP06467	Attenuator	PE7014-10	5/24/2013	5/24/2015
T2	AN03015	Cable	32022-2-29094K-24TC	5/6/2013	5/6/2015
	AN02668	Spectrum Analyzer	E4446A	2/22/2013	2/22/2015

Equipment Under Test (* = EUT):

Function	Manufacturer	Model #	S/N
LED Nightlight*		LNL9ZA1AB	NSAA7000007

Support Devices:

Function	Manufacturer	Model #	S/N
Laptop		A1398	None
Debug Board	Leeo, Inc.	None	None

Test Conditions / Notes:

Fundamental of the EUT

Temperature: 22.6°C

Humidity: 39%

Pressure: 100.8kPa

Firmware: 0.1

Application: Command Line Terminal

Mode: Normal Operation

Highest Generated Frequency: 2.4 GHz

Transmit frequency: 2.4GHz Band

RF Output=17dBm

Gain of the Antenna=-3dBi

Number of Channel=11

The EUT is a fixed device. It is placed on a table and connected to a laptop in order to operate the EUT. The EUT is a smart nightlight with environmental sensors to monitor the quality of the indoor air and affects the air environment.

Note: The EUT is set to continuously transmit (WiFi on).

N- Band

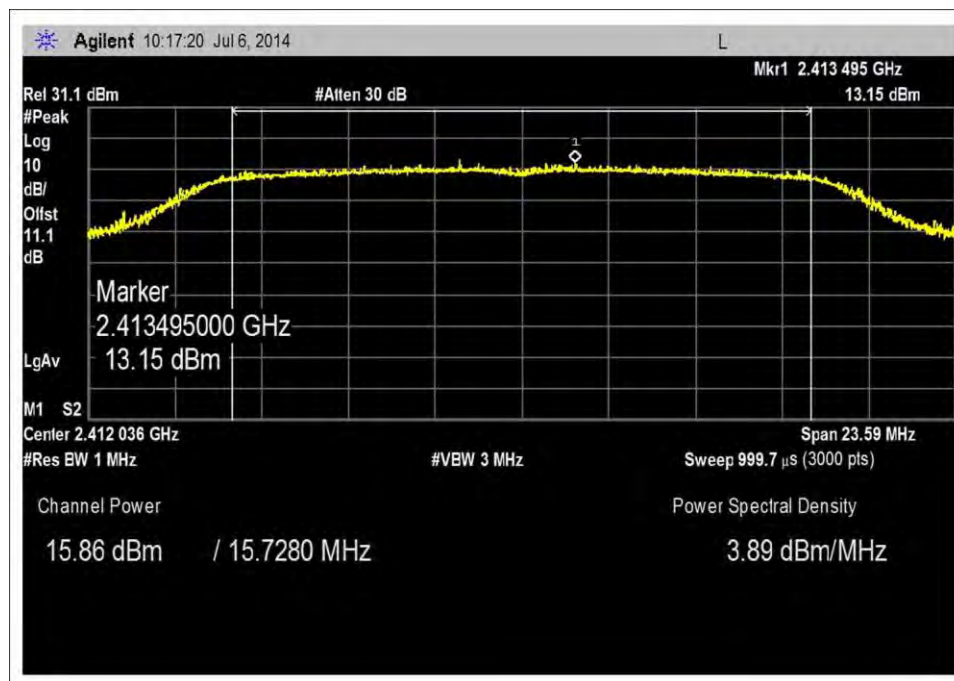
The Emissions Bandwidth measurements were made using the automatic bandwidth capability of the spectrum analyzer using the settings set out in KDB "558074 D01 DTS Meas Guidance v03r01", Section 9.1 Maximum peak conducted output power. The offset of the analyzer was set to correct for the cable and attenuator used during measurement. The units are in dBm. The limit is 1 Watt or 30dBm.

N-Band

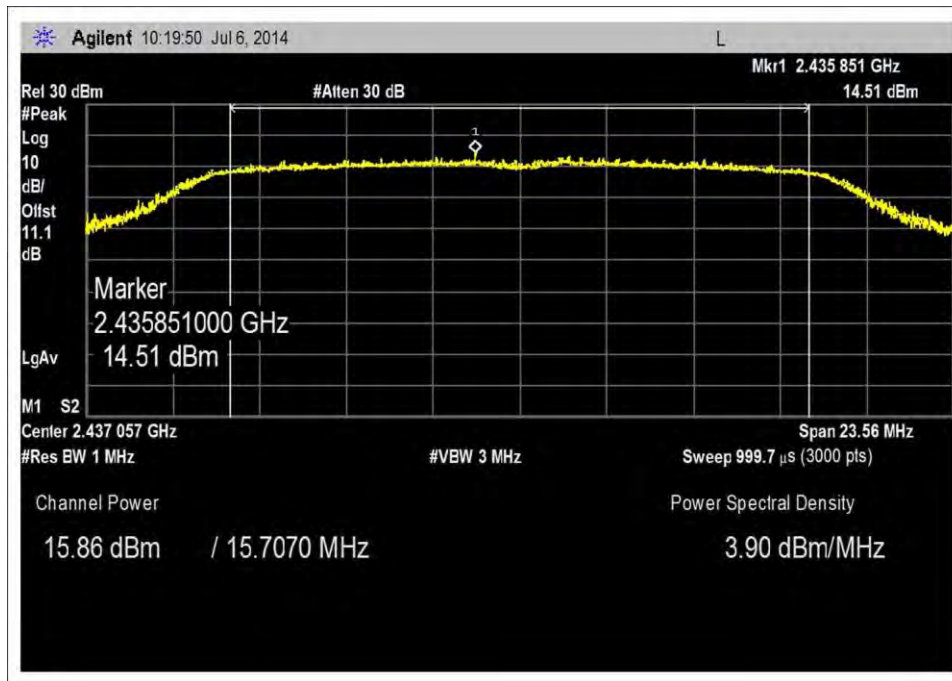
Frequency (MHz)	Measured Power in Watts	Power Limit in Watts	Pass/Fail
2412 / Low Channel	0.038547836	1	PASS
2437 / Middle Channel	0.038547836	1	PASS
2462 / High Channel	0.034276779	1	PASS

Note: The worst case data rate is at MCS2.

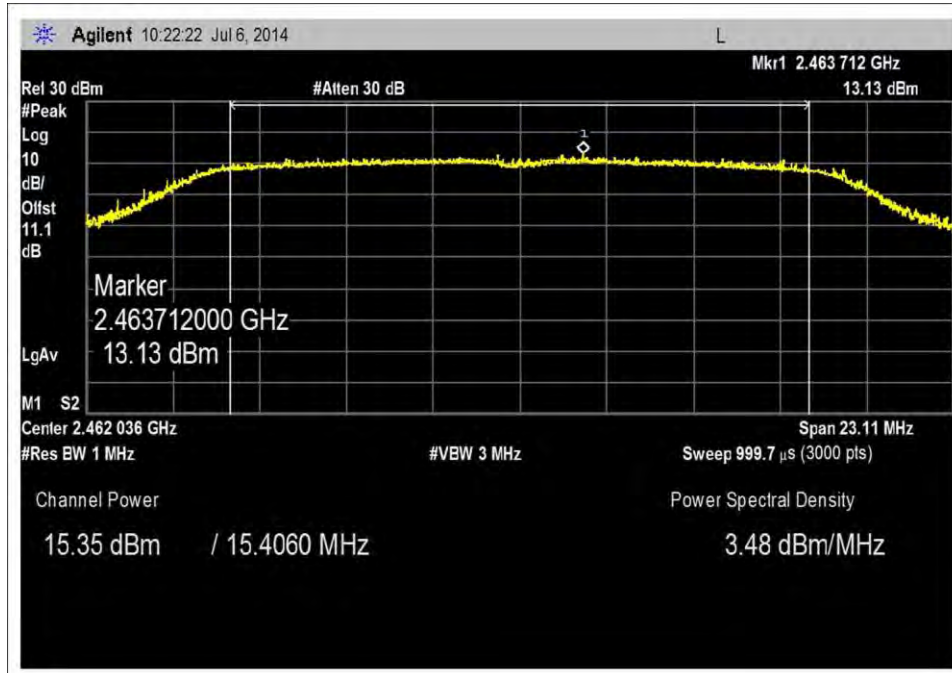
Test Plots



Low Channel, N - Band



Middle Channel, N - Band



High Channel, N - Band

15.31(e) Voltage Variations

Test Data

Test Location: CKC Laboratories, Inc. • 1120 Fulton Place • Fremont, CA 94539 • (510) 249-1170

Customer: **Leeo, Inc.**

Specification: **15.31e**

Work Order #: **95723**

Test Type: **Conducted Spurious Emission**

Equipment: **LED Nightlight**

Manufacturer:

Model: LNL9ZA1AB

S/N: NSAA7000007

Date: 7/22/2014

Time: 11:07:42

Sequence#: 16

Tested By: Hieu Song Nguyenpham

Test Equipment:

ID	Asset #	Description	Model	Calibration Date	Cal Due Date
T1	ANP06467	Attenuator	PE7014-10	5/24/2013	5/24/2015
T2	AN03015	Cable	32022-2-29094K-24TC	5/6/2013	5/6/2015
	AN02668	Spectrum Analyzer	E4446A	2/22/2013	2/22/2015

Equipment Under Test (* = EUT):

Function	Manufacturer	Model #	S/N
LED Nightlight*		LNL9ZA1AB	NSAA7000007

Support Devices:

Function	Manufacturer	Model #	S/N
Laptop		A1398	None
Debug Board	Leeo, Inc.	None	None

Test Conditions / Notes:

15.31e Set up

Temperature: 22.6°C

Humidity: 39%

Pressure: 100.8kPa

Firmware: 0.1

Application: Command Line Terminal

Mode: Normal Operation

Highest Generated Frequency: 2.4 GHz

Transmit frequency: 2.4GHz Band

Gain of the Antenna=-3dBi

RF output=19dBm

Number of Channel=11

The EUT is a fixed device. It is placed on a table and connected to a laptop in order to operate the EUT. The EUT is a smart nightlight with environmental sensors to monitor the quality of the indoor air and affects the air environment.

Note: The EUT is set to continuously transmit (WiFi on).

15.31(e) the RF output power was not changed when adjusting the voltage 120V down to 85% and up to 115%.

B-Band

Test Location: CKC Laboratories, Inc. • 1120 Fulton Place • Fremont, CA 94539 • (510) 249-1170

Customer: **Leeo, Inc.**

Specification: **15.31e**

Work Order #: **95723**

Test Type: **Conducted Spurious Emission**

Equipment: **LED Nightlight**

Manufacturer:

Model: **LNL9ZA1AB**

S/N: **NSAA7000007**

Date: 7/22/2014

Time: 11:07:42

Sequence#: 16

Tested By: Hieu Song Nguyenpham

Test Equipment:

ID	Asset #	Description	Model	Calibration Date	Cal Due Date
T1	ANP06467	Attenuator	PE7014-10	5/24/2013	5/24/2015
T2	AN03015	Cable	32022-2-29094K-24TC	5/6/2013	5/6/2015
	AN02668	Spectrum Analyzer	E4446A	2/22/2013	2/22/2015

Equipment Under Test (* = EUT):

Function	Manufacturer	Model #	S/N
LED Nightlight*		LNL9ZA1AB	NSAA7000007

Support Devices:

Function	Manufacturer	Model #	S/N
Laptop		A1398	None
Debug Board	Leeo, Inc.	None	None

Test Conditions / Notes:

15.31e Set up

Temperature: 22.6°C

Humidity: 39%

Pressure: 100.8kPa

Firmware: 0.1

Application: Command Line Terminal

Mode: Normal Operation

Highest Generated Frequency: 2.4 GHz

Transmit frequency: 2.4GHz Band

Gain of the Antenna=-3dBi

RF output =17dBm

Number of Channel=11

The EUT is a fixed device. It is placed on a table and connected to a laptop in order to operate the EUT. The EUT is a smart nightlight with environmental sensors to monitor the quality of the indoor air and affects the air environment.

Note: The EUT is set to continuously transmit (WiFi on).

15.31(e) the RF output power was not changed when adjusting the voltage 120V down to 85% and up to 115%.

G-Band

Test Location: CKC Laboratories, Inc. • 1120 Fulton Place • Fremont, CA 94539 • (510) 249-1170

Customer: **Leeo, Inc.**

Specification: **15.31e**

Work Order #: **95723**

Test Type: **Conducted Spurious Emission**

Equipment: **LED Nightlight**

Manufacturer:

Model: LNL9ZA1AB

S/N: NSAA7000007

Date: 7/22/2014

Time: 11:07:42

Sequence#: 16

Tested By: Hieu Song Nguyenpham

Test Equipment:

ID	Asset #	Description	Model	Calibration Date	Cal Due Date
T1	ANP06467	Attenuator	PE7014-10	5/24/2013	5/24/2015
T2	AN03015	Cable	32022-2-29094K-24TC	5/6/2013	5/6/2015
	AN02668	Spectrum Analyzer	E4446A	2/22/2013	2/22/2015

Equipment Under Test (* = EUT):

Function	Manufacturer	Model #	S/N
LED Nightlight*		LNL9ZA1AB	NSAA7000007

Support Devices:

Function	Manufacturer	Model #	S/N
Laptop		A1398	None
Debug Board	Leeo, Inc.	None	None

Test Conditions / Notes:

15.31e Set up

Temperature: 22.6°C

Humidity: 39%

Pressure: 100.8kPa

Firmware: 0.1

Application: Command Line Terminal

Mode: Normal Operation

Highest Generated Frequency: 2.4 GHz

Transmit frequency: 2.4GHz Band

Gain of the Antenna=-3dBi

RF output =17dBm

Number of Channel=40

The EUT is a fixed device. It is placed on a table and connected to a laptop in order to operate the EUT. The EUT is a smart nightlight with environmental sensors to monitor the quality of the indoor air and affects the air environment.

Note: The EUT is set to continuously transmit (WiFi on).

15.31(e) the RF output power was not changed when adjusting the voltage 120V down to 85% and up to 115%.

N-Band

15.247(d) Field Strength of Conducted Spurious Emissions

Test Condition / Test Setup

The Reference level measurement for Emission in non restricted frequency bands were made using the methods set out in KDB "558074 D01 DTS Meas Guidance v03r01", Section 11 Emissions in non-restricted frequency band.
NOTE: The Reference Level is the limit line for Conducted Spurious.

B-Band

Reference Limit in 100kHz			
Channel	dBm in 100kHz	dBuV in 100kHz	Reference Limit dBuV
LO	9.17	116.17	96.17
MID	8.77	115.77	95.77
HI	8.28	115.28	95.28

Note: Maximum Power Input 19 dBm at 2Mbps data rate. Choose the worst limit =95.28.

G-Band

Reference Limit in 100kHz			
Channel	dBm in 100kHz	dBuV in 100kHz	Reference Limit dBuV
LO	4.87	111.87	91.87
MID	4.87	111.87	91.87
HI	4.29	111.29	91.29

Note: Maximum Power Input 17 dBm at 9Mbps data rate. Choose the worst limit = 91.29.

N-Band

Reference Limit in 100kHz			
Channel	dBm in 100kHz	dBuV in 100kHz	Reference Limit dBuV
LO	3.43	110.43	90.43
MID	3.51	110.51	90.51
HI	2.97	109.97	89.97

Note: Maximum Power Input 17dBm at MCS2 data rate. Choose the worst limit =89.97.

Test Data

Test Location: CKC Laboratories, Inc. • 1120 Fulton Place • Fremont, CA 94539 • (510) 249-1170

Customer: **Leeo, Inc.**
 Specification: **15.247(d) Conducted Spurious Emissions**
 Work Order #: **95723** Date: 7/22/2014
 Test Type: **Conducted Spurious Emission** Time: 11:49:27 AM
 Equipment: **LED Nightlight** Sequence#: 18
 Manufacturer: Tested By: Hieu Song Nguyenpham
 Model: LNL9ZA1AB
 S/N: NSAA7000007

Test Equipment:

ID	Asset #	Description	Model	Calibration Date	Cal Due Date
T1	ANP06467	Attenuator	PE7014-10	5/24/2013	5/24/2015
	AN02668	Spectrum Analyzer	E4446A	2/22/2013	2/22/2015
T2	ANP06138	Cable	32022-29094K-29094K-72TC	8/2/2013	8/2/2015

Equipment Under Test (* = EUT):

Function	Manufacturer	Model #	S/N
LED Nightlight*		LNL9ZA1AB	NSAA7000007

Support Devices:

Function	Manufacturer	Model #	S/N
Laptop		A1398	None
Debug Board	Leeo, Inc.	None	None

Test Conditions / Notes:

<p>Conducted Spurious Emission Frequency Range: 9kHz to 1000MHz Temperature: 22.6°C Humidity: 39% Pressure: 100.8kPa</p> <p>Firmware: 0.1 Application: Command Line Terminal Mode: Normal Operation Highest Generated Frequency: 2.4 GHz RBW=100kHz VBW= 300kHz Transmit frequency: 2.4GHz Band RF Output=19dBm Gain of the Antenna=-3dBi Number of Channel=11</p> <p>The EUT is a fixed device. It is placed on a table and connected to a laptop in order to operate the EUT. The EUT a smart nightlight with environmental sensors to monitor the quality of the indoor air and affects the air environment.</p> <p>Note: The EUT is set to continuously transmit (WiFi on). B modulation type Low Channel</p>
--

Ext Attn: 0 dB

Measurement Data:

Reading listed by margin.

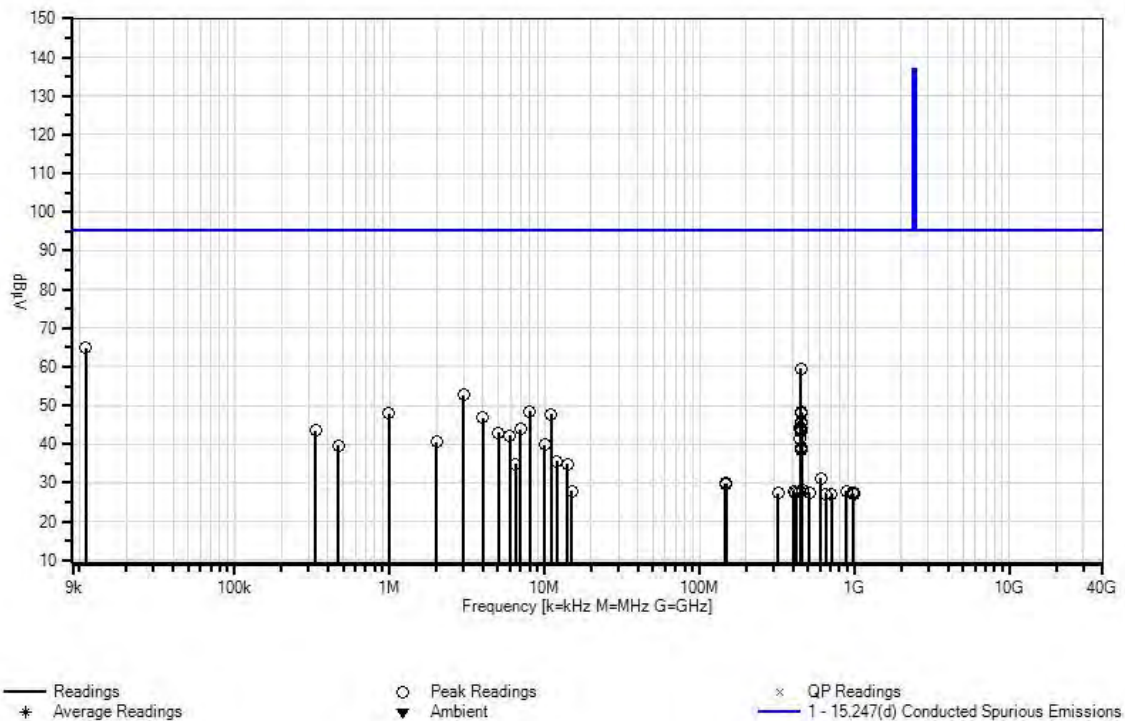
Test Distance: None

#	Freq MHz	Rdng dBμV	T1 dB	T2 dB			Dist Table	Corr dBμV	Spec dBμV	Margin dB	Polar Ant
1	10.907k	54.4	+10.3	+0.2			+0.0	64.9	95.3	-30.4	None
2	451.321M	48.7	+10.4	+0.5			+0.0	59.6	95.3	-35.7	None
3	2.994M	42.5	+10.3	+0.0			+0.0	52.8	95.3	-42.5	None
4	7.990M	38.0	+10.3	+0.2			+0.0	48.5	95.3	-46.8	None
5	452.822M	37.4	+10.4	+0.5			+0.0	48.3	95.3	-47.0	None
6	991.164k	37.5	+10.3	+0.2			+0.0	48.0	95.3	-47.3	None
7	449.519M	37.1	+10.4	+0.5			+0.0	48.0	95.3	-47.3	None
8	449.819M	37.0	+10.4	+0.5			+0.0	47.9	95.3	-47.4	None
9	453.023M	37.0	+10.4	+0.5			+0.0	47.9	95.3	-47.4	None
10	10.983M	37.4	+10.3	+0.1			+0.0	47.8	95.3	-47.5	None
11	4.006M	36.3	+10.3	+0.2			+0.0	46.8	95.3	-48.5	None
12	450.520M	34.8	+10.4	+0.5			+0.0	45.7	95.3	-49.6	None
13	452.022M	34.4	+10.4	+0.5			+0.0	45.3	95.3	-50.0	None
14	447.517M	33.4	+10.4	+0.5			+0.0	44.3	95.3	-51.0	None
15	447.317M	33.0	+10.4	+0.5			+0.0	43.9	95.3	-51.4	None
16	455.025M	33.0	+10.4	+0.5			+0.0	43.9	95.3	-51.4	None
17	6.999M	33.3	+10.3	+0.2			+0.0	43.8	95.3	-51.5	None
18	334.269k	33.1	+10.3	+0.2			+0.0	43.6	95.3	-51.7	None
19	455.325M	32.4	+10.4	+0.5			+0.0	43.3	95.3	-52.0	None
20	5.017M	32.6	+10.2	+0.2			+0.0	43.0	95.3	-52.3	None
21	5.987M	31.7	+10.3	+0.2			+0.0	42.2	95.3	-53.1	None
22	445.815M	30.4	+10.4	+0.5			+0.0	41.3	95.3	-54.0	None
23	2.003M	30.2	+10.2	+0.2			+0.0	40.6	95.3	-54.7	None

24	10.013M	29.4	+10.4	+0.1	+0.0	39.9	95.3	-55.4	None
25	464.159k	29.1	+10.3	+0.2	+0.0	39.6	95.3	-55.7	None
26	456.826M	28.4	+10.4	+0.5	+0.0	39.3	95.3	-56.0	None
27	454.024M	27.9	+10.4	+0.5	+0.0	38.8	95.3	-56.5	None
28	456.526M	27.6	+10.4	+0.5	+0.0	38.5	95.3	-56.8	None
29	453.823M	27.5	+10.4	+0.5	+0.0	38.4	95.3	-56.9	None
30	11.995M	25.2	+10.3	+0.1	+0.0	35.6	95.3	-59.7	None
31	6.472M	24.3	+10.4	+0.2	+0.0	34.9	95.3	-60.4	None
32	13.998M	24.5	+10.3	+0.1	+0.0	34.9	95.3	-60.4	None
33	601.771M	20.3	+10.3	+0.5	+0.0	31.1	95.3	-64.2	None
34	148.418M	19.2	+10.4	+0.3	+0.0	29.9	95.3	-65.4	None
35	147.317M	19.1	+10.4	+0.3	+0.0	29.8	95.3	-65.5	None
36	458.328M	17.4	+10.4	+0.5	+0.0	28.3	95.3	-67.0	None
37	402.873M	17.0	+10.4	+0.4	+0.0	27.8	95.3	-67.5	None
38	14.967M	17.5	+10.2	+0.1	+0.0	27.8	95.3	-67.5	None
39	889.258M	16.6	+10.5	+0.7	+0.0	27.8	95.3	-67.5	None
40	881.150M	16.7	+10.5	+0.6	+0.0	27.8	95.3	-67.5	None
41	444.314M	16.8	+10.4	+0.5	+0.0	27.7	95.3	-67.6	None
42	403.173M	16.8	+10.4	+0.4	+0.0	27.6	95.3	-67.7	None
43	419.890M	16.6	+10.4	+0.5	+0.0	27.5	95.3	-67.8	None
44	509.779M	16.7	+10.3	+0.5	+0.0	27.5	95.3	-67.8	None
45	319.589M	16.6	+10.4	+0.4	+0.0	27.4	95.3	-67.9	None
46	975.400M	16.2	+10.5	+0.7	+0.0	27.4	95.3	-67.9	None
47	988.737M	16.1	+10.5	+0.7	+0.0	27.3	95.3	-68.0	None

48	654.824M	16.2	+10.4	+0.6	+0.0	27.2	95.3	-68.1	None
49	708.478M	16.1	+10.5	+0.6	+0.0	27.2	95.3	-68.1	None
50	988.391M	16.0	+10.5	+0.7	+0.0	27.2	95.3	-68.1	None

CKC Laboratories, Inc Date: 7/22/2014 Time: 11:49:27 AM Leeo, Inc WO#: 95723
 Test Distance: None Sequence#: 18



Test Location: CKC Laboratories, Inc. • 1120 Fulton Place • Fremont, CA 94539 • (510) 249-1170

Customer: **Leeo, Inc.**
 Specification: **15.247(d) Conducted Spurious Emissions**
 Work Order #: **95723** Date: 7/22/2014
 Test Type: **Conducted Spurious Emission** Time: 3:22:09 PM
 Equipment: **LED Nightlight** Sequence#: 33
 Manufacturer: Tested By: Hieu Song Nguyenpham
 Model: LNL9ZA1AB
 S/N: NSAA7000007

Test Equipment:

ID	Asset #	Description	Model	Calibration Date	Cal Due Date
	AN02668	Spectrum Analyzer	E4446A	2/22/2013	2/22/2015
T1	ANP06138	Cable	32022-29094K-29094K-72TC	8/2/2013	8/2/2015
T2	ANP05411	Attenuator	54A-10	1/15/2014	1/15/2016

Equipment Under Test (* = EUT):

Function	Manufacturer	Model #	S/N
LED Nightlight*		LNL9ZA1AB	NSAA7000007

Support Devices:

Function	Manufacturer	Model #	S/N
Laptop		A1398	None
Debug Board	Leeo, Inc.	None	None

Test Conditions / Notes:

Conducted Spurious Emission
 Frequency Range: 1000MHz to 25000MHz

Temperature: 22.6°C
 Humidity: 39%
 Pressure: 100.8kPa

Firmware: 0.1
 Application: Command Line Terminal
 Mode: Normal Operation
 Highest Generated Frequency: 2.4 GHz
 RBW=100kHz
 VBW= 300kHz
 Transmit frequency: 2.4GHz Band
 RF Output=19dBm
 Gain of the Antenna=-3dBi
 Number of Channel=11

The EUT is a fixed device. It is placed on a table and connected to a laptop in order to operate the EUT. The EUT is a smart nightlight with environmental sensors to monitor the quality of the indoor air and affects the air environment.

Note: The EUT is set to continuously transmit (WiFi on).
 B modulation type
 Low Channel

Ext Attn: 0 dB

Measurement Data:

Reading listed by margin.

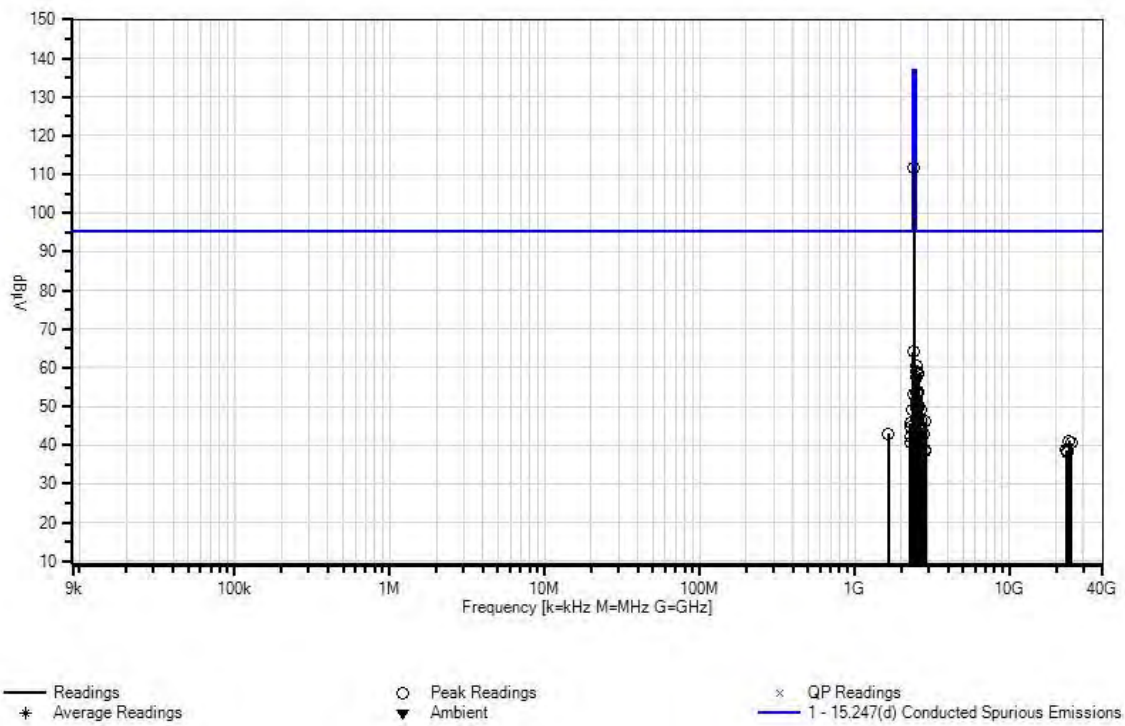
Test Distance: None

#	Freq MHz	Rdng dBμV	T1 dB	T2 dB			Dist Table	Corr dBμV	Spec dBμV	Margin dB	Polar Ant
1	2410.119M	101.4	+1.1	+9.3			+0.0	111.8	137.0	-25.2	None
2	2395.672M	53.8	+1.1	+9.3			+0.0	64.2	95.3	-31.1	None
3	2492.673M	50.2	+1.1	+9.3			+0.0	60.6	95.3	-34.7	None
4	2489.233M	48.5	+1.1	+9.3			+0.0	58.9	95.3	-36.4	None
5	2574.539M	48.2	+1.1	+9.3			+0.0	58.6	95.3	-36.7	None
6	2571.787M	47.8	+1.1	+9.3			+0.0	58.2	95.3	-37.1	None
7	2495.425M	47.1	+1.1	+9.3			+0.0	57.5	95.3	-37.8	None
8	2569.724M	43.5	+1.1	+9.3			+0.0	53.9	95.3	-41.4	None
9	2531.198M	43.0	+1.1	+9.3			+0.0	53.4	95.3	-41.9	None
10	2568.348M	43.0	+1.1	+9.3			+0.0	53.4	95.3	-41.9	None
11	2381.225M	42.7	+1.1	+9.3			+0.0	53.1	95.3	-42.2	None
12	2491.297M	41.2	+1.1	+9.3			+0.0	51.6	95.3	-43.7	None
13	2494.049M	40.4	+1.1	+9.3			+0.0	50.8	95.3	-44.5	None
14	2528.447M	40.3	+1.1	+9.3			+0.0	50.7	95.3	-44.6	None
15	2573.163M	40.2	+1.1	+9.3			+0.0	50.6	95.3	-44.7	None
16	2532.574M	39.8	+1.1	+9.3			+0.0	50.2	95.3	-45.1	None
17	2533.950M	39.7	+1.1	+9.3			+0.0	50.1	95.3	-45.2	None
18	2498.177M	39.1	+1.1	+9.3			+0.0	49.5	95.3	-45.8	None
19	2536.014M	39.0	+1.1	+9.3			+0.0	49.4	95.3	-45.9	None
20	2359.899M	38.9	+1.1	+9.3			+0.0	49.3	95.3	-46.0	None
21	2650.214M	38.9	+1.1	+9.3			+0.0	49.3	95.3	-46.0	None
22	2529.823M	36.7	+1.1	+9.3			+0.0	47.1	95.3	-48.2	None
23	2575.915M	36.7	+1.1	+9.3			+0.0	47.1	95.3	-48.2	None

24	2653.653M	36.3	+1.1	+9.3	+0.0	46.7	95.3	-48.6	None
25	2863.478M	35.5	+1.2	+9.3	+0.0	46.0	95.3	-49.3	None
26	2291.792M	35.5	+1.0	+9.3	+0.0	45.8	95.3	-49.5	None
27	2611.689M	34.7	+1.1	+9.3	+0.0	45.1	95.3	-50.2	None
28	2614.440M	34.7	+1.1	+9.3	+0.0	45.1	95.3	-50.2	None
29	2294.544M	34.4	+1.0	+9.3	+0.0	44.7	95.3	-50.6	None
30	2647.462M	34.3	+1.1	+9.3	+0.0	44.7	95.3	-50.6	None
31	2608.937M	33.5	+1.1	+9.3	+0.0	43.9	95.3	-51.4	None
32	2693.555M	33.5	+1.1	+9.3	+0.0	43.9	95.3	-51.4	None
33	1658.480M	32.7	+0.9	+9.3	+0.0	42.9	95.3	-52.4	None
34	2813.946M	32.3	+1.2	+9.3	+0.0	42.8	95.3	-52.5	None
35	2656.405M	32.2	+1.1	+9.3	+0.0	42.6	95.3	-52.7	None
36	2690.803M	32.1	+1.1	+9.3	+0.0	42.5	95.3	-52.8	None
37	2285.600M	31.9	+1.0	+9.3	+0.0	42.2	95.3	-53.1	None
38	2696.306M	31.2	+1.1	+9.3	+0.0	41.6	95.3	-53.7	None
39	24282.410 M	27.0	+3.7	+10.4	+0.0	41.1	95.3	-54.2	None
40	2687.363M	30.4	+1.1	+9.3	+0.0	40.8	95.3	-54.5	None
41	2288.352M	30.4	+1.0	+9.3	+0.0	40.7	95.3	-54.6	None
42	24970.591 M	26.3	+3.9	+10.4	+0.0	40.6	95.3	-54.7	None
43	2615.816M	29.4	+1.1	+9.3	+0.0	39.8	95.3	-55.5	None
44	2620.632M	29.3	+1.1	+9.3	+0.0	39.7	95.3	-55.6	None
45	2862.102M	28.5	+1.2	+9.3	+0.0	39.0	95.3	-56.3	None
46	23317.780 M	24.8	+3.6	+10.3	+0.0	38.7	95.3	-56.6	None
47	2864.854M	28.1	+1.2	+9.3	+0.0	38.6	95.3	-56.7	None

48	23347.190 M	24.4	+3.6	+10.3	+0.0	38.3	95.3	-57.0	None
49	23564.819 M	24.4	+3.6	+10.3	+0.0	38.3	95.3	-57.0	None
50	23717.748 M	24.2	+3.6	+10.3	+0.0	38.1	95.3	-57.2	None

CKC Laboratories, Inc Date: 7/22/2014 Time: 3:22:09 PM Leeo, Inc WO#: 95723
 Test Distance: None Sequence#: 33



Test Location: CKC Laboratories, Inc. • 1120 Fulton Place • Fremont, CA 94539 • (510) 249-1170

Customer: **Leeo, Inc.**
 Specification: **15.247(d) Conducted Spurious Emissions**
 Work Order #: **95723**
 Test Type: **Conducted Spurious Emission**
 Equipment: **LED Nightlight**
 Manufacturer:
 Model: LNL9ZA1AB
 S/N: NSAA7000007

Date: 7/22/2014
 Time: 12:00:20 PM
 Sequence#: 19
 Tested By: Hieu Song Nguyenpham

Test Equipment:

ID	Asset #	Description	Model	Calibration Date	Cal Due Date
T1	ANP06467	Attenuator	PE7014-10	5/24/2013	5/24/2015
	AN02668	Spectrum Analyzer	E4446A	2/22/2013	2/22/2015
T2	ANP06138	Cable	32022-29094K-29094K-72TC	8/2/2013	8/2/2015

Equipment Under Test (* = EUT):

Function	Manufacturer	Model #	S/N
LED Nightlight*		LNL9ZA1AB	NSAA7000007

Support Devices:

Function	Manufacturer	Model #	S/N
Laptop		A1398	None
Debug Board	Leeo, Inc.	None	None

Test Conditions / Notes:

Conducted Spurious Emission
 Frequency Range: 9kHz to 1000MHz

Temperature: 22.6°C
 Humidity: 39%
 Pressure: 100.8kPa

Firmware: 0.1
 Application: Command Line Terminal
 Mode: Normal Operation
 Highest Generated Frequency: 2.4 GHz
 RBW=100kHz
 VBW= 300kHz
 Transmit frequency: 2.4GHz Band
 RF Output=19dBm
 Gain of the Antenna=-3dBi
 Number of Channel=11

The EUT is a fixed device. It is placed on a table and connected to a laptop in order to operate the EUT. The EUT is a smart nightlight with environmental sensors to monitor the quality of the indoor air and affects the air environment.

Note: The EUT is set to continuously transmit (WiFi on).
 B modulation type
 Middle Channel

Ext Attn: 0 dB

Measurement Data:

Reading listed by margin.

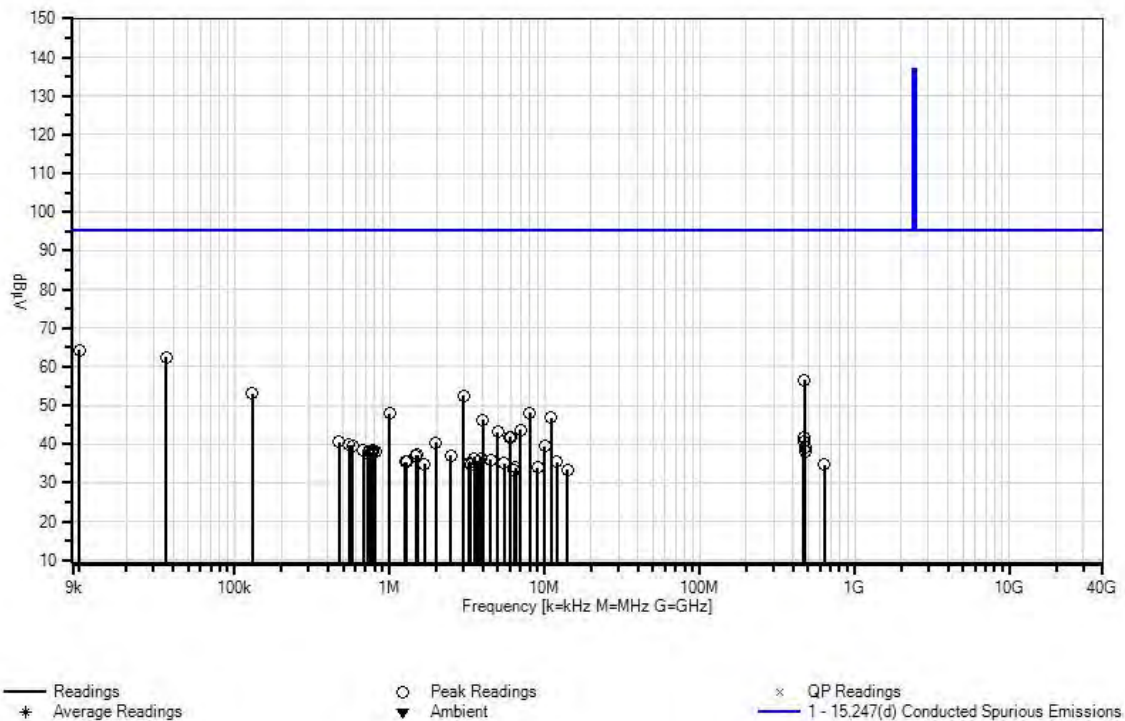
Test Distance: None

#	Freq MHz	Rdng dBμV	T1 dB	T2 dB			Dist Table	Corr dBμV	Spec dBμV	Margin dB	Polar Ant
1	10.000k	54.0	+10.3	+0.0			+0.0	64.3	95.3	-31.0	None
2	36.031k	52.1	+10.4	+0.0			+0.0	62.5	95.3	-32.8	None
3	476.282M	45.6	+10.4	+0.5			+0.0	56.5	95.3	-38.8	None
4	129.490k	42.6	+10.3	+0.1			+0.0	53.0	95.3	-42.3	None
5	3.001M	42.3	+10.3	+0.0			+0.0	52.6	95.3	-42.7	None
6	8.001M	37.7	+10.3	+0.2			+0.0	48.2	95.3	-47.1	None
7	1.004M	37.5	+10.3	+0.2			+0.0	48.0	95.3	-47.3	None
8	11.002M	36.5	+10.3	+0.1			+0.0	46.9	95.3	-48.4	None
9	3.992M	35.7	+10.3	+0.2			+0.0	46.2	95.3	-49.1	None
10	7.006M	33.2	+10.3	+0.2			+0.0	43.7	95.3	-51.6	None
11	4.991M	32.8	+10.2	+0.2			+0.0	43.2	95.3	-52.1	None
12	5.982M	31.3	+10.3	+0.2			+0.0	41.8	95.3	-53.5	None
13	5.995M	31.3	+10.3	+0.2			+0.0	41.8	95.3	-53.5	None
14	472.607M	30.9	+10.4	+0.5			+0.0	41.8	95.3	-53.5	None
15	470.770M	29.8	+10.4	+0.5			+0.0	40.7	95.3	-54.6	None
16	472.587k	29.9	+10.4	+0.2			+0.0	40.5	95.3	-54.8	None
17	1.988M	29.8	+10.3	+0.2			+0.0	40.3	95.3	-55.0	None
18	549.639k	29.2	+10.4	+0.2			+0.0	39.8	95.3	-55.5	None
19	577.330k	29.1	+10.4	+0.2			+0.0	39.7	95.3	-55.6	None
20	10.007M	29.0	+10.4	+0.1			+0.0	39.5	95.3	-55.8	None
21	479.958M	28.2	+10.4	+0.5			+0.0	39.1	95.3	-56.2	None
22	786.815k	28.0	+10.4	+0.2			+0.0	38.6	95.3	-56.7	None
23	678.461k	27.8	+10.4	+0.2			+0.0	38.4	95.3	-56.9	None

24	773.572k	27.4	+10.4	+0.2	+0.0	38.0	95.3	-57.3	None
25	481.795M	27.1	+10.4	+0.5	+0.0	38.0	95.3	-57.3	None
26	733.842k	27.4	+10.3	+0.2	+0.0	37.9	95.3	-57.4	None
27	755.513k	27.3	+10.4	+0.2	+0.0	37.9	95.3	-57.4	None
28	806.079k	27.4	+10.3	+0.2	+0.0	37.9	95.3	-57.4	None
29	767.552k	27.1	+10.4	+0.2	+0.0	37.7	95.3	-57.6	None
30	725.414k	26.8	+10.3	+0.2	+0.0	37.3	95.3	-58.0	None
31	1.514M	27.0	+10.3	+0.0	+0.0	37.3	95.3	-58.0	None
32	1.473M	26.7	+10.4	+0.0	+0.0	37.1	95.3	-58.2	None
33	2.486M	26.5	+10.3	+0.2	+0.0	37.0	95.3	-58.3	None
34	3.511M	25.8	+10.3	+0.2	+0.0	36.3	95.3	-59.0	None
35	3.857M	25.8	+10.3	+0.2	+0.0	36.3	95.3	-59.0	None
36	4.502M	25.6	+10.2	+0.2	+0.0	36.0	95.3	-59.3	None
37	3.702M	24.9	+10.4	+0.2	+0.0	35.5	95.3	-59.8	None
38	1.260M	24.9	+10.3	+0.2	+0.0	35.4	95.3	-59.9	None
39	1.294M	24.9	+10.3	+0.2	+0.0	35.4	95.3	-59.9	None
40	11.997M	25.0	+10.3	+0.1	+0.0	35.4	95.3	-59.9	None
41	3.269M	24.9	+10.3	+0.0	+0.0	35.2	95.3	-60.1	None
42	5.502M	24.6	+10.3	+0.2	+0.0	35.1	95.3	-60.2	None
43	3.304M	24.7	+10.3	+0.0	+0.0	35.0	95.3	-60.3	None
44	1.668M	24.6	+10.3	+0.0	+0.0	34.9	95.3	-60.4	None
45	3.321M	24.3	+10.3	+0.1	+0.0	34.7	95.3	-60.6	None
46	634.929M	23.8	+10.3	+0.6	+0.0	34.7	95.3	-60.6	None
47	9.011M	23.4	+10.4	+0.2	+0.0	34.0	95.3	-61.3	None

48	6.492M	23.3	+10.4	+0.2	+0.0	33.9	95.3	-61.4	None
49	14.018M	22.9	+10.3	+0.1	+0.0	33.3	95.3	-62.0	None
50	6.352M	22.6	+10.4	+0.2	+0.0	33.2	95.3	-62.1	None

CKC Laboratories, Inc Date: 7/22/2014 Time: 12:00:20 PM Leeo, Inc WO#: 95723
 Test Distance: None Sequence#: 19



Test Location: CKC Laboratories, Inc. • 1120 Fulton Place • Fremont, CA 94539 • (510) 249-1170

Customer: **Leeo, Inc.**
 Specification: **15.247(d) Conducted Spurious Emissions**
 Work Order #: **95723** Date: 7/22/2014
 Test Type: **Conducted Spurious Emission** Time: 3:31:30 PM
 Equipment: **LED Nightlight** Sequence#: 34
 Manufacturer: Tested By: Hieu Song Nguyenpham
 Model: LNL9ZA1AB
 S/N: NSAA7000007

Test Equipment:

ID	Asset #	Description	Model	Calibration Date	Cal Due Date
	AN02668	Spectrum Analyzer	E4446A	2/22/2013	2/22/2015
T1	ANP06138	Cable	32022-29094K-29094K-72TC	8/2/2013	8/2/2015
T2	ANP05411	Attenuator	54A-10	1/15/2014	1/15/2016

Equipment Under Test (* = EUT):

Function	Manufacturer	Model #	S/N
LED Nightlight*		LNL9ZA1AB	NSAA7000007

Support Devices:

Function	Manufacturer	Model #	S/N
Laptop		A1398	None
Debug Board	Leeo, Inc.	None	None

Test Conditions / Notes:

Conducted Spurious Emission
 Frequency Range: 1000MHz to 25000MHz

Temperature: 22.6°C
 Humidity: 39%
 Pressure: 100.8kPa

Firmware: 0.1
 Application: Command Line Terminal
 Mode: Normal Operation
 Highest Generated Frequency: 2.4 GHz
 RBW=100kHz
 VBW= 300kHz
 Transmit frequency: 2.4GHz Band
 RF Output=19dBm
 Gain of the Antenna=-3dBi
 Number of Channel=11

The EUT is a fixed device. It is placed on a table and connected to a laptop in order to operate the EUT. The EUT is a smart nightlight with environmental sensors to monitor the quality of the indoor air and affects the air environment.

Note: The EUT is set to continuously transmit (WiFi on).
 B modulation type
 Middle Channel

Ext Attn: 0 dB

Measurement Data:

Reading listed by margin.

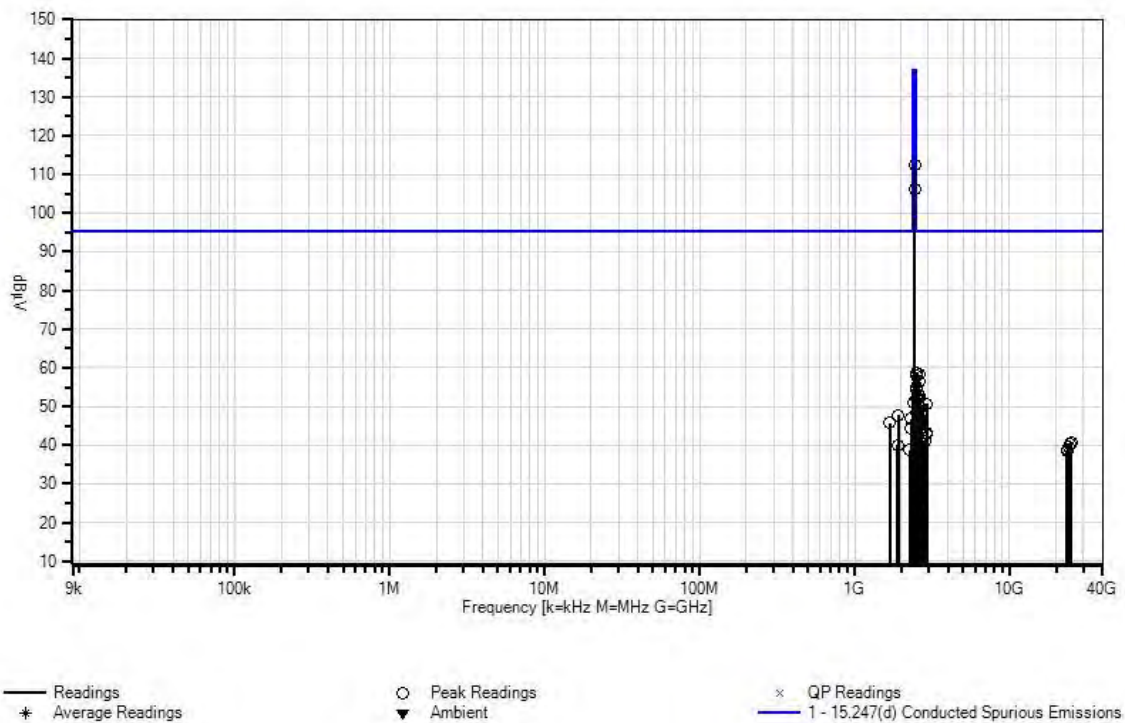
Test Distance: None

#	Freq MHz	Rdng dBμV	T1 dB	T2 dB			Dist Table	Corr dBμV	Spec dBμV	Margin dB	Polar Ant
1	2434.885M	102.1	+1.1	+9.3			+0.0	112.5	137.0	-24.5	None
2	2430.758M	95.8	+1.1	+9.3			+0.0	106.2	137.0	-30.8	None
3	2518.815M	48.4	+1.1	+9.3			+0.0	58.8	95.3	-36.5	None
4	2594.490M	47.9	+1.1	+9.3			+0.0	58.3	95.3	-37.0	None
5	2515.376M	47.5	+1.1	+9.3			+0.0	57.9	95.3	-37.4	None
6	2597.242M	46.0	+1.1	+9.3			+0.0	56.4	95.3	-38.9	None
7	2512.624M	44.6	+1.1	+9.3			+0.0	55.0	95.3	-40.3	None
8	2521.567M	43.9	+1.1	+9.3			+0.0	54.3	95.3	-41.0	None
9	2600.681M	42.5	+1.1	+9.3			+0.0	52.9	95.3	-42.4	None
10	2516.751M	41.8	+1.1	+9.3			+0.0	52.2	95.3	-43.1	None
11	2558.716M	41.8	+1.1	+9.3			+0.0	52.2	95.3	-43.1	None
12	2598.618M	41.5	+1.1	+9.3			+0.0	51.9	95.3	-43.4	None
13	2399.112M	40.4	+1.1	+9.3			+0.0	50.8	95.3	-44.5	None
14	2554.589M	40.4	+1.1	+9.3			+0.0	50.8	95.3	-44.5	None
15	2913.011M	40.2	+1.2	+9.3			+0.0	50.7	95.3	-44.6	None
16	2595.866M	40.0	+1.1	+9.3			+0.0	50.4	95.3	-44.9	None
17	2637.831M	38.7	+1.1	+9.3			+0.0	49.1	95.3	-46.2	None
18	2555.965M	38.5	+1.1	+9.3			+0.0	48.9	95.3	-46.4	None
19	2557.341M	38.4	+1.1	+9.3			+0.0	48.8	95.3	-46.5	None
20	2485.794M	38.0	+1.1	+9.3			+0.0	48.4	95.3	-46.9	None
21	1905.156M	37.5	+1.0	+9.3			+0.0	47.8	95.3	-47.5	None
22	2317.246M	36.6	+1.0	+9.3			+0.0	46.9	95.3	-48.4	None
23	2676.356M	36.3	+1.1	+9.3			+0.0	46.7	95.3	-48.6	None

24	2640.582M	36.2	+1.1	+9.3	+0.0	46.6	95.3	-48.7	None
25	2560.092M	36.0	+1.1	+9.3	+0.0	46.4	95.3	-48.9	None
26	1695.493M	35.6	+0.9	+9.3	+0.0	45.8	95.3	-49.5	None
27	2603.433M	35.4	+1.1	+9.3	+0.0	45.8	95.3	-49.5	None
28	2561.468M	35.2	+1.1	+9.3	+0.0	45.6	95.3	-49.7	None
29	2634.391M	34.9	+1.1	+9.3	+0.0	45.3	95.3	-50.0	None
30	2679.108M	34.5	+1.1	+9.3	+0.0	44.9	95.3	-50.4	None
31	2673.604M	34.0	+1.1	+9.3	+0.0	44.4	95.3	-50.9	None
32	2314.494M	33.9	+1.0	+9.3	+0.0	44.2	95.3	-51.1	None
33	2593.114M	33.5	+1.1	+9.3	+0.0	43.9	95.3	-51.4	None
34	2911.635M	32.7	+1.2	+9.3	+0.0	43.2	95.3	-52.1	None
35	2915.074M	32.4	+1.2	+9.3	+0.0	42.9	95.3	-52.4	None
36	2643.334M	30.7	+1.1	+9.3	+0.0	41.1	95.3	-54.2	None
37	2842.840M	30.6	+1.2	+9.3	+0.0	41.1	95.3	-54.2	None
38	24970.591 M	26.4	+3.9	+10.4	+0.0	40.7	95.3	-54.6	None
39	2719.697M	30.0	+1.1	+9.3	+0.0	40.4	95.3	-54.9	None
40	24352.992 M	26.2	+3.7	+10.4	+0.0	40.3	95.3	-55.0	None
41	24800.016 M	26.1	+3.8	+10.4	+0.0	40.3	95.3	-55.0	None
42	1902.000M	29.8	+1.0	+9.3	+0.0	40.1	95.3	-55.2	None
43	1908.313M	29.8	+1.0	+9.3	+0.0	40.1	95.3	-55.2	None
44	2716.945M	29.1	+1.1	+9.3	+0.0	39.5	95.3	-55.8	None
45	24005.961 M	25.6	+3.6	+10.3	+0.0	39.5	95.3	-55.8	None
46	24047.134 M	25.6	+3.6	+10.3	+0.0	39.5	95.3	-55.8	None

47	2713.505M	28.7	+1.1	+9.3	+0.0	39.1	95.3	-56.2	None
48	2275.969M	28.5	+1.0	+9.3	+0.0	38.8	95.3	-56.5	None
49	23641.284 M	24.9	+3.6	+10.3	+0.0	38.8	95.3	-56.5	None
50	23470.709 M	24.6	+3.6	+10.3	+0.0	38.5	95.3	-56.8	None

CKC Laboratories, Inc Date: 7/22/2014 Time: 3:31:30 PM Leeo, Inc WO#: 95723
Test Distance: None Sequence#: 34



Test Location: CKC Laboratories, Inc. • 1120 Fulton Place • Fremont, CA 94539 • (510) 249-1170

Customer: **Leeo, Inc.**
 Specification: **15.247(d) Conducted Spurious Emissions**
 Work Order #: **95723**
 Test Type: **Conducted Spurious Emission**
 Equipment: **LED Nightlight**
 Manufacturer:
 Model: LNL9ZA1AB
 S/N: NSAA7000007

Date: 7/22/2014
 Time: 1:05:03 PM
 Sequence#: 20
 Tested By: Hieu Song Nguyenpham

Test Equipment:

ID	Asset #	Description	Model	Calibration Date	Cal Due Date
T1	ANP06467	Attenuator	PE7014-10	5/24/2013	5/24/2015
	AN02668	Spectrum Analyzer	E4446A	2/22/2013	2/22/2015
T2	ANP06138	Cable	32022-29094K-29094K-72TC	8/2/2013	8/2/2015

Equipment Under Test (* = EUT):

Function	Manufacturer	Model #	S/N
LED Nightlight*		LNL9ZA1AB	NSAA7000007

Support Devices:

Function	Manufacturer	Model #	S/N
Laptop		A1398	None
Debug Board	Leeo, Inc.	None	None

Test Conditions / Notes:

Conducted Spurious Emission
 Frequency Range: 9kHz to 1000MHz

Temperature: 22.6°C
 Humidity: 39%
 Pressure: 100.8kPa

Firmware: 0.1
 Application: Command Line Terminal
 Mode: Normal Operation
 Highest Generated Frequency: 2.4 GHz
 RBW=100kHz
 VBW= 300kHz
 Transmit frequency: 2.4GHz Band
 RF Output=19dBm
 Gain of the Antenna=-3dBi
 Number of Channel=11

The EUT is a fixed device. It is placed on a table and connected to a laptop in order to operate the EUT. The EUT is a smart nightlight with environmental sensors to monitor the quality of the indoor air and affects the air environment.

Note: The EUT is set to continuously transmit (WiFi on).
 B modulation type
 High Channel

Ext Attn: 0 dB

Measurement Data:

Reading listed by margin.

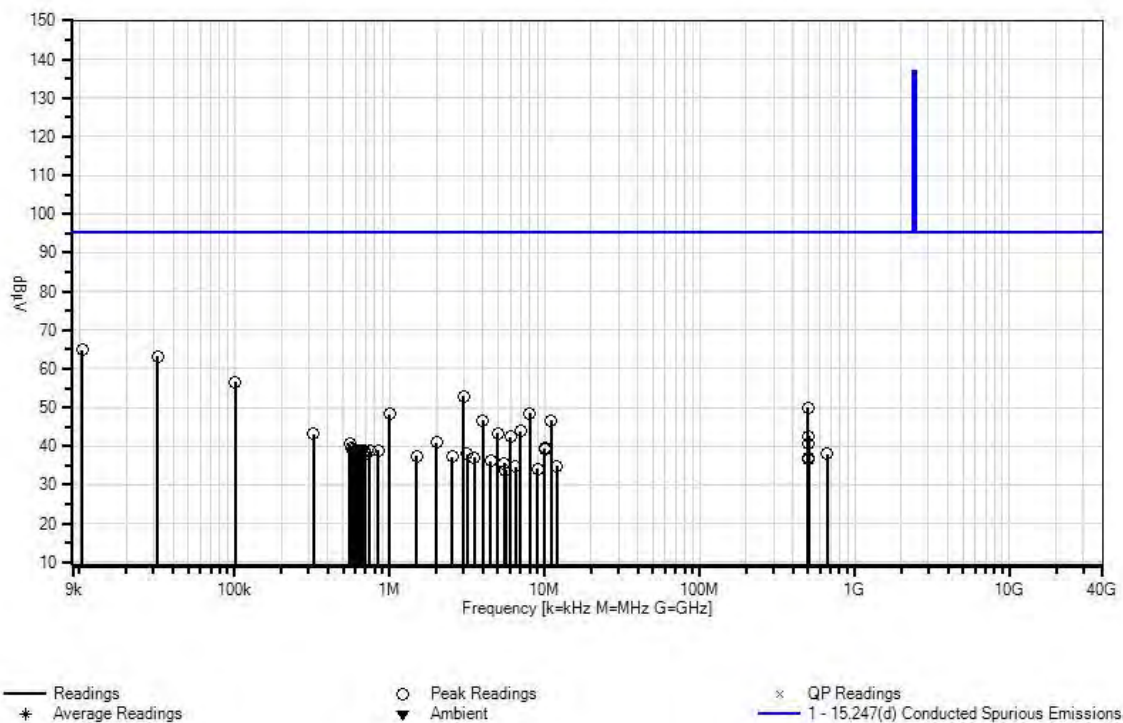
Test Distance: None

#	Freq MHz	Rdng dB μ V	T1 dB	T2 dB			Dist Table	Corr dB μ V	Spec dB μ V	Margin dB	Polar Ant
1	10.368k	54.5	+10.3	+0.1			+0.0	64.9	95.3	-30.4	None
2	31.897k	52.8	+10.2	+0.2			+0.0	63.2	95.3	-32.1	None
3	100.432k	46.1	+10.2	+0.2			+0.0	56.5	95.3	-38.8	None
4	2.994M	42.6	+10.3	+0.0			+0.0	52.9	95.3	-42.4	None
5	501.092M	39.1	+10.3	+0.5			+0.0	49.9	95.3	-45.4	None
6	7.997M	38.0	+10.3	+0.2			+0.0	48.5	95.3	-46.8	None
7	998.632k	37.8	+10.3	+0.2			+0.0	48.3	95.3	-47.0	None
8	1.000M	37.8	+10.3	+0.2			+0.0	48.3	95.3	-47.0	None
9	3.996M	36.2	+10.3	+0.2			+0.0	46.7	95.3	-48.6	None
10	11.000M	36.2	+10.3	+0.1			+0.0	46.6	95.3	-48.7	None
11	6.998M	33.3	+10.3	+0.2			+0.0	43.8	95.3	-51.5	None
12	5.002M	33.0	+10.2	+0.2			+0.0	43.4	95.3	-51.9	None
13	322.382k	32.6	+10.3	+0.2			+0.0	43.1	95.3	-52.2	None
14	503.038M	31.8	+10.3	+0.5			+0.0	42.6	95.3	-52.7	None
15	6.000M	32.0	+10.3	+0.2			+0.0	42.5	95.3	-52.8	None
16	1.997M	30.5	+10.2	+0.2			+0.0	40.9	95.3	-54.4	None
17	554.181k	30.0	+10.4	+0.2			+0.0	40.6	95.3	-54.7	None
18	499.794M	29.8	+10.3	+0.5			+0.0	40.6	95.3	-54.7	None
19	567.856k	29.0	+10.4	+0.2			+0.0	39.6	95.3	-55.7	None
20	10.000M	29.0	+10.4	+0.1			+0.0	39.5	95.3	-55.8	None
21	9.986M	28.8	+10.4	+0.1			+0.0	39.3	95.3	-56.0	None
22	582.215k	28.6	+10.4	+0.2			+0.0	39.2	95.3	-56.1	None
23	657.430k	28.5	+10.3	+0.2			+0.0	39.0	95.3	-56.3	None

24	612.985k	28.5	+10.2	+0.2	+0.0	38.9	95.3	-56.4	None
25	845.468k	28.3	+10.4	+0.2	+0.0	38.9	95.3	-56.4	None
26	587.685k	28.4	+10.3	+0.2	+0.0	38.9	95.3	-56.4	None
27	600.677k	28.5	+10.2	+0.2	+0.0	38.9	95.3	-56.4	None
28	634.866k	28.3	+10.3	+0.2	+0.0	38.8	95.3	-56.5	None
29	649.225k	28.3	+10.3	+0.2	+0.0	38.8	95.3	-56.5	None
30	682.730k	28.1	+10.4	+0.2	+0.0	38.7	95.3	-56.6	None
31	744.269k	28.1	+10.4	+0.2	+0.0	38.7	95.3	-56.6	None
32	602.728k	28.2	+10.2	+0.2	+0.0	38.6	95.3	-56.7	None
33	621.190k	28.2	+10.2	+0.2	+0.0	38.6	95.3	-56.7	None
34	615.036k	28.1	+10.2	+0.2	+0.0	38.5	95.3	-56.8	None
35	689.568k	27.8	+10.4	+0.2	+0.0	38.4	95.3	-56.9	None
36	628.028k	27.7	+10.3	+0.2	+0.0	38.2	95.3	-57.1	None
37	695.038k	27.6	+10.4	+0.2	+0.0	38.2	95.3	-57.1	None
38	3.162M	27.6	+10.3	+0.0	+0.0	37.9	95.3	-57.4	None
39	668.452M	26.9	+10.4	+0.6	+0.0	37.9	95.3	-57.4	None
40	1.493M	27.1	+10.3	+0.0	+0.0	37.4	95.3	-57.9	None
41	2.527M	26.7	+10.3	+0.2	+0.0	37.2	95.3	-58.1	None
42	3.497M	26.6	+10.3	+0.2	+0.0	37.1	95.3	-58.2	None
43	505.633M	26.2	+10.3	+0.5	+0.0	37.0	95.3	-58.3	None
44	497.848M	25.7	+10.3	+0.5	+0.0	36.5	95.3	-58.8	None
45	4.482M	25.8	+10.2	+0.2	+0.0	36.2	95.3	-59.1	None
46	5.501M	25.1	+10.3	+0.2	+0.0	35.6	95.3	-59.7	None

47	12.000M	24.4	+10.3	+0.1	+0.0	34.8	95.3	-60.5	None
48	6.485M	24.0	+10.4	+0.2	+0.0	34.6	95.3	-60.7	None
49	9.009M	23.5	+10.4	+0.2	+0.0	34.1	95.3	-61.2	None
50	5.597M	23.2	+10.3	+0.2	+0.0	33.7	95.3	-61.6	None

CKC Laboratories, Inc Date: 7/22/2014 Time: 1:05:03 PM Leeo, Inc WO#: 95723
Test Distance: None Sequence#: 20



Test Location: CKC Laboratories, Inc. • 1120 Fulton Place • Fremont, CA 94539 • (510) 249-1170

Customer: **Leeo, Inc.**
 Specification: **15.247(d) Conducted Spurious Emissions**
 Work Order #: **95723** Date: 7/22/2014
 Test Type: **Conducted Spurious Emission** Time: 3:41:54 PM
 Equipment: **LED Nightlight** Sequence#: 35
 Manufacturer: Tested By: Hieu Song Nguyenpham
 Model: LNL9ZA1AB
 S/N: NSAA7000007

Test Equipment:

ID	Asset #	Description	Model	Calibration Date	Cal Due Date
	AN02668	Spectrum Analyzer	E4446A	2/22/2013	2/22/2015
T1	ANP06138	Cable	32022-29094K-29094K-72TC	8/2/2013	8/2/2015
T2	ANP05411	Attenuator	54A-10	1/15/2014	1/15/2016

Equipment Under Test (* = EUT):

Function	Manufacturer	Model #	S/N
LED Nightlight*		LNL9ZA1AB	NSAA7000007

Support Devices:

Function	Manufacturer	Model #	S/N
Laptop		A1398	None
Debug Board	Leeo, Inc.	None	None

Test Conditions / Notes:

Conducted Spurious Emission
 Frequency Range: 1000MHz to 25000MHz

Temperature: 22.6°C
 Humidity: 39%
 Pressure: 100.8kPa

Firmware: 0.1
 Application: Command Line Terminal
 Mode: Normal Operation
 Highest Generated Frequency: 2.4 GHz
 RBW=100kHz
 VBW= 300kHz
 Transmit frequency: 2.4GHz Band
 RF Output=19dBm
 Gain of the Antenna=-3dBi
 Number of Channel=11

The EUT is a fixed device. It is placed on a table and connected to a laptop in order to operate the EUT. The EUT is a smart nightlight with environmental sensors to monitor the quality of the indoor air and affects the air environment.

Note: The EUT is set to continuously transmit (WiFi on).
 B modulation type
 High Channel

Ext Attn: 0 dB

Measurement Data:

Reading listed by margin.

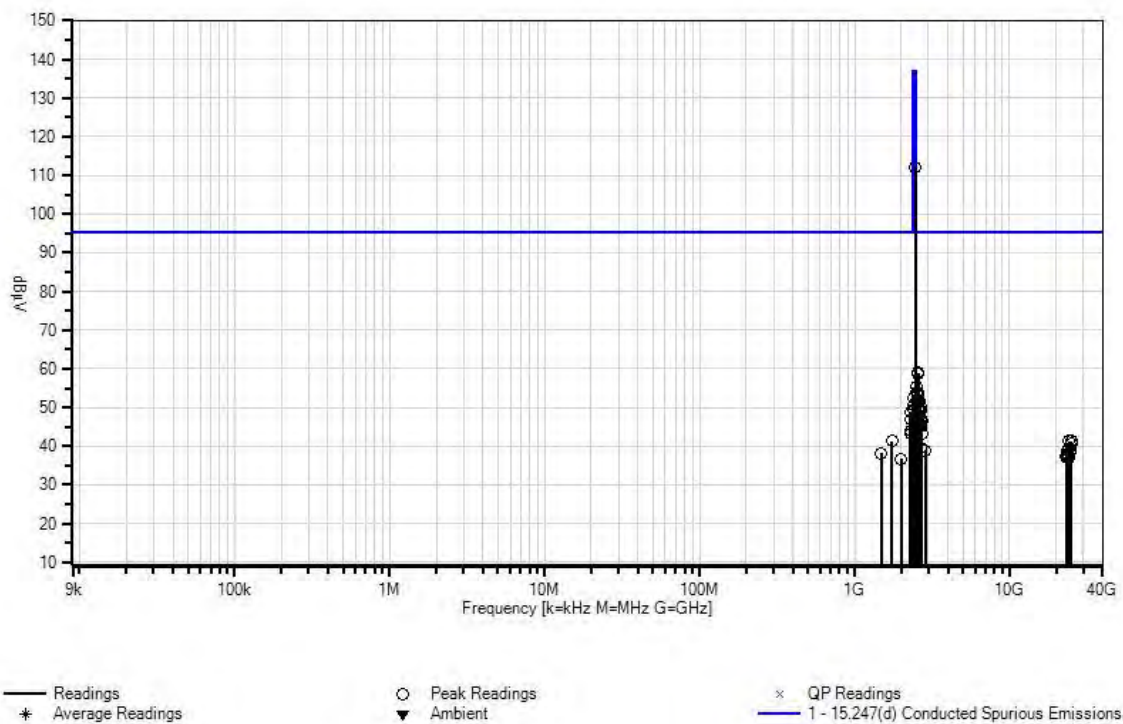
Test Distance: None

#	Freq MHz	Rdng dBμV	T1 dB	T2 dB			Dist Table	Corr dBμV	Spec dBμV	Margin dB	Polar Ant
1	2463.091M	101.6	+1.1	+9.3			+0.0	112.0	137.0	-25.0	None
2	2580.731M	48.6	+1.1	+9.3			+0.0	59.0	95.3	-36.3	None
3	2583.483M	48.2	+1.1	+9.3			+0.0	58.6	95.3	-36.7	None
4	2501.617M	44.9	+1.1	+9.3			+0.0	55.3	95.3	-40.0	None
5	2577.291M	43.5	+1.1	+9.3			+0.0	53.9	95.3	-41.4	None
6	2485.794M	43.4	+1.1	+9.3			+0.0	53.8	95.3	-41.5	None
7	2540.142M	43.3	+1.1	+9.3			+0.0	53.7	95.3	-41.6	None
8	2586.234M	42.8	+1.1	+9.3			+0.0	53.2	95.3	-42.1	None
9	2382.601M	42.2	+1.1	+9.3			+0.0	52.6	95.3	-42.7	None
10	2582.107M	41.6	+1.1	+9.3			+0.0	52.0	95.3	-43.3	None
11	2504.368M	41.3	+1.1	+9.3			+0.0	51.7	95.3	-43.6	None
12	2620.632M	41.3	+1.1	+9.3			+0.0	51.7	95.3	-43.6	None
13	2623.384M	40.9	+1.1	+9.3			+0.0	51.3	95.3	-44.0	None
14	2379.162M	40.2	+1.1	+9.3			+0.0	50.6	95.3	-44.7	None
15	2662.597M	39.7	+1.1	+9.3			+0.0	50.1	95.3	-45.2	None
16	2385.353M	39.2	+1.1	+9.3			+0.0	49.6	95.3	-45.7	None
17	2543.582M	39.0	+1.1	+9.3			+0.0	49.4	95.3	-45.9	None
18	2659.157M	38.9	+1.1	+9.3			+0.0	49.3	95.3	-46.0	None
19	2626.823M	38.6	+1.1	+9.3			+0.0	49.0	95.3	-46.3	None
20	2303.487M	38.5	+1.0	+9.3			+0.0	48.8	95.3	-46.5	None
21	2300.735M	38.3	+1.0	+9.3			+0.0	48.6	95.3	-46.7	None
22	2619.256M	37.5	+1.1	+9.3			+0.0	47.9	95.3	-47.4	None
23	2302.111M	36.6	+1.0	+9.3			+0.0	46.9	95.3	-48.4	None

24	2702.498M	36.3	+1.1	+9.3	+0.0	46.7	95.3	-48.6	None
25	2665.349M	36.2	+1.1	+9.3	+0.0	46.6	95.3	-48.7	None
26	2625.448M	35.6	+1.1	+9.3	+0.0	46.0	95.3	-49.3	None
27	2574.539M	35.5	+1.1	+9.3	+0.0	45.9	95.3	-49.4	None
28	2589.674M	35.2	+1.1	+9.3	+0.0	45.6	95.3	-49.7	None
29	2699.746M	34.8	+1.1	+9.3	+0.0	45.2	95.3	-50.1	None
30	2617.880M	34.7	+1.1	+9.3	+0.0	45.1	95.3	-50.2	None
31	2306.239M	33.8	+1.0	+9.3	+0.0	44.1	95.3	-51.2	None
32	2297.296M	33.0	+1.0	+9.3	+0.0	43.3	95.3	-52.0	None
33	2705.250M	32.7	+1.1	+9.3	+0.0	43.1	95.3	-52.2	None
34	1732.072M	31.1	+0.9	+9.3	+0.0	41.3	95.3	-54.0	None
35	24294.173 M	27.2	+3.7	+10.4	+0.0	41.3	95.3	-54.0	None
36	24964.709 M	27.0	+3.9	+10.4	+0.0	41.3	95.3	-54.0	None
37	24870.598 M	26.4	+3.9	+10.4	+0.0	40.7	95.3	-54.6	None
38	2668.100M	29.3	+1.1	+9.3	+0.0	39.7	95.3	-55.6	None
39	24023.607 M	25.4	+3.6	+10.3	+0.0	39.3	95.3	-56.0	None
40	2872.422M	28.4	+1.2	+9.3	+0.0	38.9	95.3	-56.4	None
41	23511.882 M	24.9	+3.6	+10.3	+0.0	38.8	95.3	-56.5	None
42	24647.087 M	24.5	+3.8	+10.4	+0.0	38.7	95.3	-56.6	None
43	24723.551 M	24.3	+3.8	+10.4	+0.0	38.5	95.3	-56.8	None
44	1488.702M	28.2	+0.8	+9.2	+0.0	38.2	95.3	-57.1	None
45	23682.457 M	24.0	+3.6	+10.3	+0.0	37.9	95.3	-57.4	None

46	23717.748 M	23.9	+3.6	+10.3	+0.0	37.8	95.3	-57.5	None
47	23094.268 M	23.5	+3.7	+10.3	+0.0	37.5	95.3	-57.8	None
48	23858.914 M	23.2	+3.6	+10.3	+0.0	37.1	95.3	-58.2	None
49	23729.512 M	23.1	+3.6	+10.3	+0.0	37.0	95.3	-58.3	None
50	2005.114M	26.4	+1.0	+9.3	+0.0	36.7	95.3	-58.6	None

CKC Laboratories, Inc Date: 7/22/2014 Time: 3:41:54 PM Leeo, Inc WO#: 95723
Test Distance: None Sequence#: 35



Test Location: CKC Laboratories, Inc. • 1120 Fulton Place • Fremont, CA 94539 • (510) 249-1170

Customer: **Leeo, Inc.**
 Specification: **15.247(d) Conducted Spurious Emissions**
 Work Order #: **95723**
 Test Type: **Conducted Spurious Emission**
 Equipment: **LED Nightlight**
 Manufacturer:
 Model: LNL9ZA1AB
 S/N: NSAA7000007

Date: 7/22/2014
 Time: 1:18:58 PM
 Sequence#: 21
 Tested By: Hieu Song Nguyenpham

Test Equipment:

ID	Asset #	Description	Model	Calibration Date	Cal Due Date
T1	ANP06467	Attenuator	PE7014-10	5/24/2013	5/24/2015
	AN02668	Spectrum Analyzer	E4446A	2/22/2013	2/22/2015
T2	ANP06138	Cable	32022-29094K-29094K-72TC	8/2/2013	8/2/2015

Equipment Under Test (* = EUT):

Function	Manufacturer	Model #	S/N
LED Nightlight*		LNL9ZA1AB	NSAA7000007

Support Devices:

Function	Manufacturer	Model #	S/N
Laptop		A1398	None
Debug Board	Leeo, Inc.	None	None

Test Conditions / Notes:

Conducted Spurious Emission
 Frequency Range: 9kHz to 1000MHz

Temperature: 22.6°C
 Humidity: 39%
 Pressure: 100.8kPa

Firmware: 0.1
 Application: Command Line Terminal
 Mode: Normal Operation
 Highest Generated Frequency: 2.4 GHz
 RBW=100kHz
 VBW= 300kHz
 Transmit frequency: 2.4GHz Band
 RF Output=17dBm
 Gain of the Antenna=-3dBi
 Number of Channel=11

The EUT is a fixed device. It is placed on a table and connected to a laptop in order to operate the EUT. The EUT is a smart nightlight with environmental sensors to monitor the quality of the indoor air and affects the air environment.

Note: The EUT is set to continuously transmit (WiFi on).
 G modulation type
 Low Channel

Ext Attn: 0 dB

Measurement Data:

Reading listed by margin.

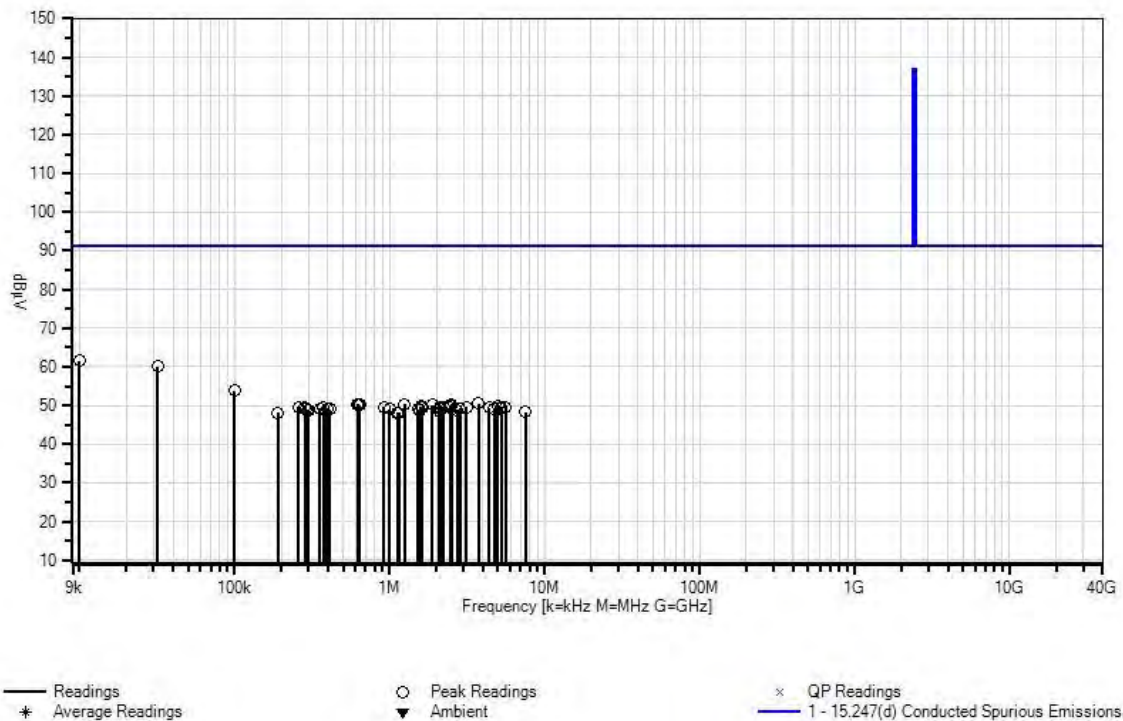
Test Distance: None

#	Freq MHz	Rdng dBμV	T1 dB	T2 dB			Dist Table	Corr dBμV	Spec dBμV	Margin dB	Polar Ant
1	10.000k	51.3	+10.3	+0.0			+0.0	61.6	91.3	-29.7	None
2	31.828k	49.6	+10.2	+0.2			+0.0	60.0	91.3	-31.3	None
3	100.000k	43.5	+10.2	+0.1			+0.0	53.8	91.3	-37.5	None
4	3.764M	40.0	+10.3	+0.2			+0.0	50.5	91.3	-40.8	None
5	618.455k	40.0	+10.2	+0.2			+0.0	50.4	91.3	-40.9	None
6	626.660k	39.9	+10.3	+0.2			+0.0	50.4	91.3	-40.9	None
7	1.253M	39.8	+10.3	+0.2			+0.0	50.3	91.3	-41.0	None
8	2.503M	39.8	+10.3	+0.2			+0.0	50.3	91.3	-41.0	None
9	639.652k	39.7	+10.3	+0.2			+0.0	50.2	91.3	-41.1	None
10	1.884M	39.8	+10.3	+0.1			+0.0	50.2	91.3	-41.1	None
11	2.490M	39.7	+10.3	+0.2			+0.0	50.2	91.3	-41.1	None
12	2.477M	39.5	+10.3	+0.2			+0.0	50.0	91.3	-41.3	None
13	1.612M	39.5	+10.3	+0.0			+0.0	49.8	91.3	-41.5	None
14	4.995M	39.3	+10.2	+0.2			+0.0	49.7	91.3	-41.6	None
15	2.232M	39.0	+10.4	+0.2			+0.0	49.6	91.3	-41.7	None
16	2.127M	39.1	+10.3	+0.2			+0.0	49.6	91.3	-41.7	None
17	1.625M	39.3	+10.3	+0.0			+0.0	49.6	91.3	-41.7	None
18	5.617M	39.1	+10.3	+0.2			+0.0	49.6	91.3	-41.7	None
19	5.268M	39.2	+10.2	+0.2			+0.0	49.6	91.3	-41.7	None
20	3.134M	39.4	+10.2	+0.0			+0.0	49.6	91.3	-41.7	None
21	919.999k	38.9	+10.4	+0.2			+0.0	49.5	91.3	-41.8	None
22	374.349k	38.9	+10.4	+0.2			+0.0	49.5	91.3	-41.8	None
23	1.599M	39.2	+10.3	+0.0			+0.0	49.5	91.3	-41.8	None

24	2.464M	39.0	+10.3	+0.2	+0.0	49.5	91.3	-41.8	None
25	2.241M	39.0	+10.3	+0.2	+0.0	49.5	91.3	-41.8	None
26	258.928k	39.0	+10.3	+0.2	+0.0	49.5	91.3	-41.8	None
27	283.361k	39.0	+10.3	+0.2	+0.0	49.5	91.3	-41.8	None
28	1.586M	39.1	+10.3	+0.0	+0.0	49.4	91.3	-41.9	None
29	4.379M	38.9	+10.3	+0.2	+0.0	49.4	91.3	-41.9	None
30	392.810k	38.7	+10.4	+0.2	+0.0	49.3	91.3	-42.0	None
31	355.203k	38.8	+10.3	+0.2	+0.0	49.3	91.3	-42.0	None
32	4.735M	38.9	+10.2	+0.2	+0.0	49.3	91.3	-42.0	None
33	2.114M	38.8	+10.3	+0.2	+0.0	49.3	91.3	-42.0	None
34	2.101M	38.7	+10.3	+0.2	+0.0	49.2	91.3	-42.1	None
35	2.847M	38.7	+10.4	+0.1	+0.0	49.2	91.3	-42.1	None
36	288.551k	38.6	+10.3	+0.2	+0.0	49.1	91.3	-42.2	None
37	1.525M	38.8	+10.3	+0.0	+0.0	49.1	91.3	-42.2	None
38	5.227M	38.7	+10.2	+0.2	+0.0	49.1	91.3	-42.2	None
39	409.905k	38.5	+10.3	+0.2	+0.0	49.0	91.3	-42.3	None
40	1.002M	38.5	+10.3	+0.2	+0.0	49.0	91.3	-42.3	None
41	295.470k	38.3	+10.3	+0.2	+0.0	48.8	91.3	-42.5	None
42	292.659k	38.3	+10.3	+0.2	+0.0	48.8	91.3	-42.5	None
43	2.741M	38.2	+10.4	+0.2	+0.0	48.8	91.3	-42.5	None
44	300.660k	38.3	+10.3	+0.2	+0.0	48.8	91.3	-42.5	None
45	1.571M	38.3	+10.3	+0.0	+0.0	48.6	91.3	-42.7	None
46	2.088M	38.0	+10.3	+0.2	+0.0	48.5	91.3	-42.8	None
47	7.511M	37.8	+10.3	+0.2	+0.0	48.3	91.3	-43.0	None

48	1.147M	37.6	+10.4	+0.2	+0.0	48.2	91.3	-43.1	None
49	190.167k	37.6	+10.3	+0.2	+0.0	48.1	91.3	-43.2	None
50	1.121M	37.6	+10.3	+0.2	+0.0	48.1	91.3	-43.2	None

CKC Laboratories, Inc Date: 7/22/2014 Time: 1:18:58 PM Leeo, Inc WO#: 95723
 Test Distance: None Sequence#: 21



Test Location: CKC Laboratories, Inc. • 1120 Fulton Place • Fremont, CA 94539 • (510) 249-1170

Customer: **Leeo, Inc.**
 Specification: **15.247(d) Conducted Spurious Emissions**
 Work Order #: **95723** Date: 7/22/2014
 Test Type: **Conducted Spurious Emission** Time: 3:55:00 PM
 Equipment: **LED Nightlight** Sequence#: 36
 Manufacturer: Tested By: Hieu Song Nguyenpham
 Model: LNL9ZA1AB
 S/N: NSAA7000007

Test Equipment:

ID	Asset #	Description	Model	Calibration Date	Cal Due Date
	AN02668	Spectrum Analyzer	E4446A	2/22/2013	2/22/2015
T1	ANP06138	Cable	32022-29094K-29094K-72TC	8/2/2013	8/2/2015
T2	ANP05411	Attenuator	54A-10	1/15/2014	1/15/2016

Equipment Under Test (* = EUT):

Function	Manufacturer	Model #	S/N
LED Nightlight*		LNL9ZA1AB	NSAA7000007

Support Devices:

Function	Manufacturer	Model #	S/N
laptop		A1398	None
Debug Board	Leeo, Inc.	None	None

Test Conditions / Notes:

Conducted Spurious Emission
 Frequency Range: 1000MHz to 25000MHz

Temperature: 22.6°C
 Humidity: 39%
 Pressure: 100.8kPa

Firmware: 0.1
 Application: Command Line Terminal
 Mode: Normal Operation
 Highest Generated Frequency: 2.4 GHz
 RBW=100kHz
 VBW= 300kHz
 Transmit frequency: 2.4GHz Band
 RF Output=17dBm
 Gain of the Antenna=-3dBi
 Number of Channel=11

The EUT is a fixed device. It is placed on a table and connected to a laptop in order to operate the EUT. The EUT is a smart nightlight with environmental sensors to monitor the quality of the indoor air and affects the air environment.

Note: The EUT is set to continuously transmit (WiFi on).
 G modulation type
 Low Channel

Ext Attn: 0 dB

Measurement Data:

Reading listed by margin.

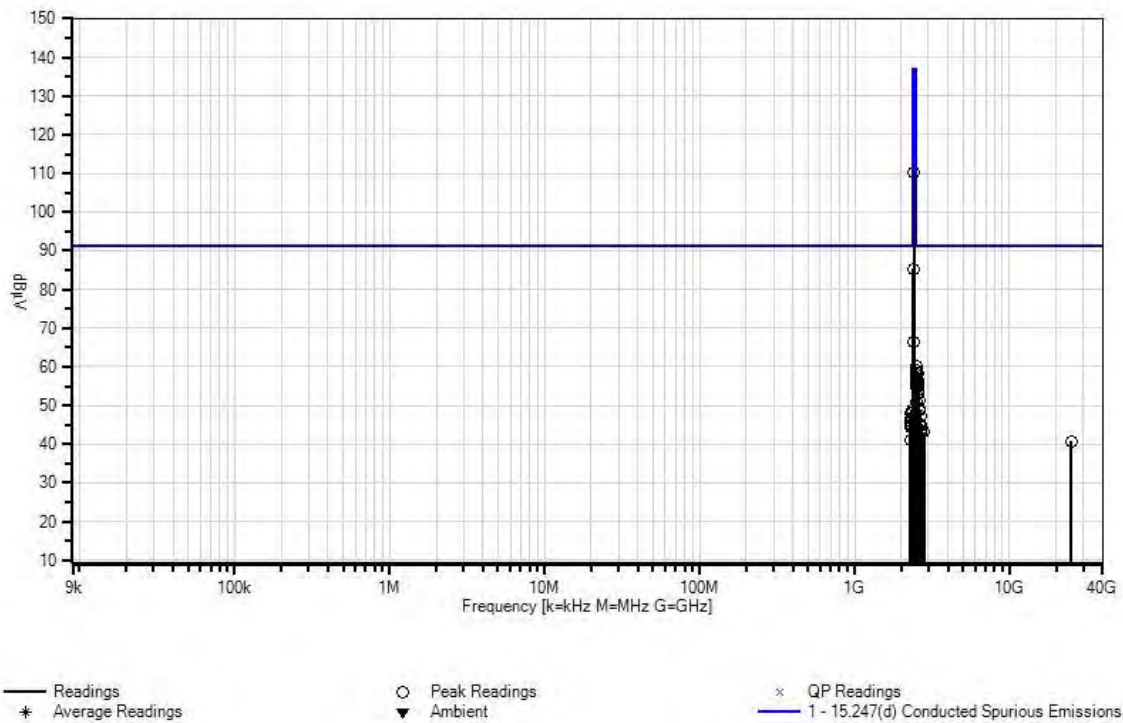
Test Distance: None

#	Freq MHz	Rdng dBμV	T1 dB	T2 dB			Dist Table	Corr dBμV	Spec dBμV	Margin dB	Polar Ant
1	2399.800M	74.9	+1.1	+9.3			+0.0	85.3	91.3	-6.0	None
2	2382.601M	55.9	+1.1	+9.3			+0.0	66.3	91.3	-25.0	None
3	2416.999M	99.9	+1.1	+9.3			+0.0	110.3	137.0	-26.7	None
4	2490.609M	49.6	+1.1	+9.3			+0.0	60.0	91.3	-31.3	None
5	2485.794M	48.6	+1.1	+9.3			+0.0	59.0	91.3	-32.3	None
6	2534.638M	48.0	+1.1	+9.3			+0.0	58.4	91.3	-32.9	None
7	2495.425M	47.5	+1.1	+9.3			+0.0	57.9	91.3	-33.4	None
8	2487.170M	47.4	+1.1	+9.3			+0.0	57.8	91.3	-33.5	None
9	2529.135M	46.9	+1.1	+9.3			+0.0	57.3	91.3	-34.0	None
10	2577.979M	46.1	+1.1	+9.3			+0.0	56.5	91.3	-34.8	None
11	2573.163M	45.8	+1.1	+9.3			+0.0	56.2	91.3	-35.1	None
12	2525.695M	45.6	+1.1	+9.3			+0.0	56.0	91.3	-35.3	None
13	2539.454M	45.6	+1.1	+9.3			+0.0	56.0	91.3	-35.3	None
14	2569.724M	45.6	+1.1	+9.3			+0.0	56.0	91.3	-35.3	None
15	2536.014M	45.5	+1.1	+9.3			+0.0	55.9	91.3	-35.4	None
16	2496.801M	45.4	+1.1	+9.3			+0.0	55.8	91.3	-35.5	None
17	2530.510M	45.3	+1.1	+9.3			+0.0	55.7	91.3	-35.6	None
18	2489.233M	45.2	+1.1	+9.3			+0.0	55.6	91.3	-35.7	None
19	2568.348M	44.9	+1.1	+9.3			+0.0	55.3	91.3	-36.0	None
20	2574.539M	44.8	+1.1	+9.3			+0.0	55.2	91.3	-36.1	None
21	2524.319M	44.1	+1.1	+9.3			+0.0	54.5	91.3	-36.8	None
22	2564.220M	43.6	+1.1	+9.3			+0.0	54.0	91.3	-37.3	None
23	2579.355M	42.9	+1.1	+9.3			+0.0	53.3	91.3	-38.0	None

24	2613.064M	40.8	+1.1	+9.3	+0.0	51.2	91.3	-40.1	None
25	2499.553M	40.7	+1.1	+9.3	+0.0	51.1	91.3	-40.2	None
26	2608.249M	38.7	+1.1	+9.3	+0.0	49.1	91.3	-42.2	None
27	2606.873M	38.6	+1.1	+9.3	+0.0	49.0	91.3	-42.3	None
28	2617.192M	38.6	+1.1	+9.3	+0.0	49.0	91.3	-42.3	None
29	2335.821M	38.4	+1.1	+9.3	+0.0	48.8	91.3	-42.5	None
30	2618.568M	38.2	+1.1	+9.3	+0.0	48.6	91.3	-42.7	None
31	2325.501M	37.8	+1.0	+9.3	+0.0	48.1	91.3	-43.2	None
32	2331.005M	37.6	+1.1	+9.3	+0.0	48.0	91.3	-43.3	None
33	2646.774M	37.0	+1.1	+9.3	+0.0	47.4	91.3	-43.9	None
34	2291.792M	36.4	+1.0	+9.3	+0.0	46.7	91.3	-44.6	None
35	2295.920M	35.4	+1.0	+9.3	+0.0	45.7	91.3	-45.6	None
36	2286.976M	34.9	+1.0	+9.3	+0.0	45.2	91.3	-46.1	None
37	2650.902M	34.7	+1.1	+9.3	+0.0	45.1	91.3	-46.2	None
38	2604.809M	34.5	+1.1	+9.3	+0.0	44.9	91.3	-46.4	None
39	2657.093M	34.5	+1.1	+9.3	+0.0	44.9	91.3	-46.4	None
40	2290.416M	34.5	+1.0	+9.3	+0.0	44.8	91.3	-46.5	None
41	2645.398M	34.4	+1.1	+9.3	+0.0	44.8	91.3	-46.5	None
42	2297.296M	34.1	+1.0	+9.3	+0.0	44.4	91.3	-46.9	None
43	2285.600M	33.9	+1.0	+9.3	+0.0	44.2	91.3	-47.1	None
44	2655.717M	33.2	+1.1	+9.3	+0.0	43.6	91.3	-47.7	None
45	2813.946M	32.7	+1.2	+9.3	+0.0	43.2	91.3	-48.1	None
46	2685.987M	32.5	+1.1	+9.3	+0.0	42.9	91.3	-48.4	None
47	2695.618M	32.4	+1.1	+9.3	+0.0	42.8	91.3	-48.5	None

48	2690.803M	32.3	+1.1	+9.3	+0.0	42.7	91.3	-48.6	None
49	2294.544M	30.7	+1.0	+9.3	+0.0	41.0	91.3	-50.3	None
50	24947.063 M	26.5	+3.9	+10.4	+0.0	40.8	91.3	-50.5	None

CKC Laboratories, Inc Date: 7/22/2014 Time: 3:55:00 PM Leo, Inc WO#: 95723
 Test Distance: None Sequence#: 36



Test Location: CKC Laboratories, Inc. • 1120 Fulton Place • Fremont, CA 94539 • (510) 249-1170

Customer: **Leeo, Inc.**
 Specification: **15.247(d) Conducted Spurious Emissions**
 Work Order #: **95723**
 Test Type: **Conducted Spurious Emission**
 Equipment: **LED Nightlight**
 Manufacturer:
 Model: LNL9ZA1AB
 S/N: NSAA7000007

Date: 7/22/2014
 Time: 1:27:31 PM
 Sequence#: 22
 Tested By: Hieu Song Nguyenpham

Test Equipment:

ID	Asset #	Description	Model	Calibration Date	Cal Due Date
T1	ANP06467	Attenuator	PE7014-10	5/24/2013	5/24/2015
	AN02668	Spectrum Analyzer	E4446A	2/22/2013	2/22/2015
T2	ANP06138	Cable	32022-29094K-29094K-72TC	8/2/2013	8/2/2015

Equipment Under Test (* = EUT):

Function	Manufacturer	Model #	S/N
LED Nightlight*		LNL9ZA1AB	NSAA7000007

Support Devices:

Function	Manufacturer	Model #	S/N
Laptop		A1398	None
Debug Board	Leeo, Inc.	None	None

Test Conditions / Notes:

Conducted Spurious Emission
 Frequency Range: 9kHz to 1000MHz

Temperature: 22.6°C
 Humidity: 39%
 Pressure: 100.8kPa

Firmware: 0.1
 Application: Command Line Terminal
 Mode: Normal Operation
 Highest Generated Frequency: 2.4 GHz
 RBW=100kHz
 VBW= 300kHz
 Transmit frequency: 2.4GHz Band
 RF Output=17dBm
 Gain of the Antenna=-3dBi
 Number of Channel=11

The EUT is a fixed device. It is placed on a table and connected to a laptop in order to operate the EUT. The EUT is a smart nightlight with environmental sensors to monitor the quality of the indoor air and affects the air environment.

Note: The EUT is set to continuously transmit (WiFi on).
 G modulation type
 Middle Channel

Ext Attn: 0 dB

Measurement Data:

Reading listed by margin.

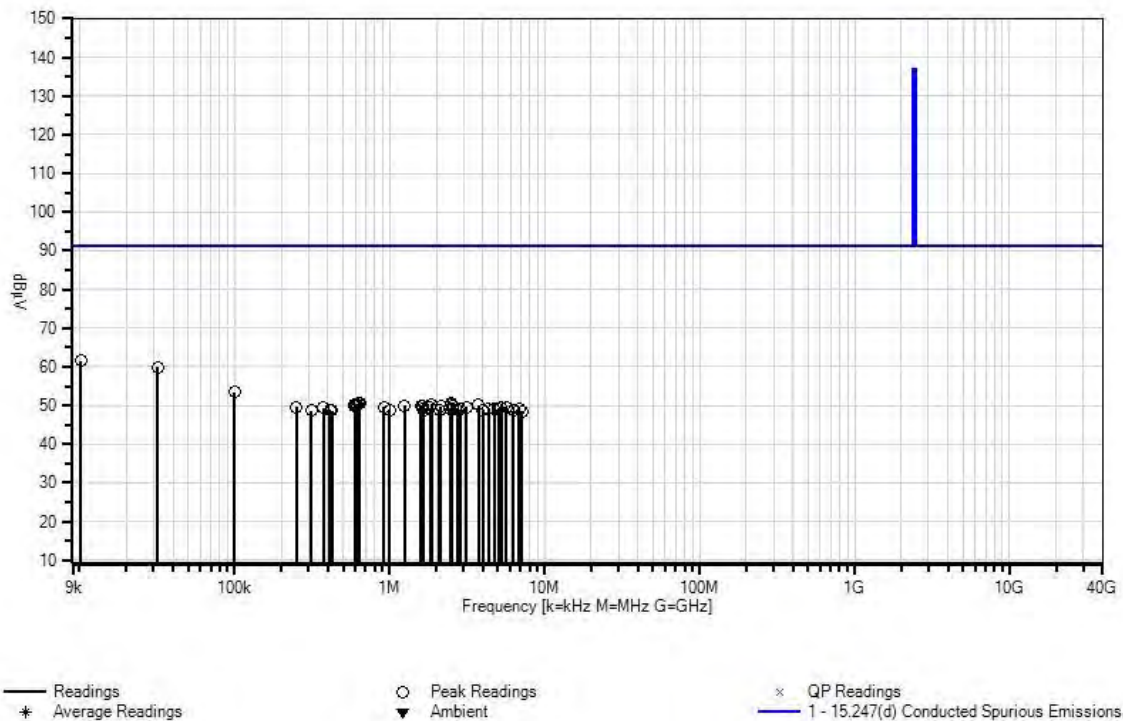
Test Distance: None

#	Freq MHz	Rdng dBμV	T1 dB	T2 dB			Dist Table	Corr dBμV	Spec dBμV	Margin dB	Polar Ant
1	10.172k	51.3	+10.3	+0.0			+0.0	61.6	91.3	-29.7	None
2	31.828k	49.5	+10.2	+0.2			+0.0	59.9	91.3	-31.4	None
3	100.216k	43.1	+10.2	+0.1			+0.0	53.4	91.3	-37.9	None
4	630.763k	40.0	+10.3	+0.2			+0.0	50.5	91.3	-40.8	None
5	639.652k	40.0	+10.3	+0.2			+0.0	50.5	91.3	-40.8	None
6	2.494M	40.0	+10.3	+0.2			+0.0	50.5	91.3	-40.8	None
7	622.558k	40.0	+10.2	+0.2			+0.0	50.4	91.3	-40.9	None
8	614.353k	40.0	+10.2	+0.2			+0.0	50.4	91.3	-40.9	None
9	2.507M	39.9	+10.3	+0.2			+0.0	50.4	91.3	-40.9	None
10	1.871M	40.0	+10.3	+0.1			+0.0	50.4	91.3	-40.9	None
11	610.250k	39.9	+10.2	+0.2			+0.0	50.3	91.3	-41.0	None
12	618.455k	39.9	+10.2	+0.2			+0.0	50.3	91.3	-41.0	None
13	597.258k	39.7	+10.3	+0.2			+0.0	50.2	91.3	-41.1	None
14	605.464k	39.8	+10.2	+0.2			+0.0	50.2	91.3	-41.1	None
15	3.743M	39.6	+10.4	+0.2			+0.0	50.2	91.3	-41.1	None
16	1.249M	39.5	+10.3	+0.2			+0.0	50.0	91.3	-41.3	None
17	2.520M	39.5	+10.3	+0.2			+0.0	50.0	91.3	-41.3	None
18	593.156k	39.4	+10.3	+0.2			+0.0	49.9	91.3	-41.4	None
19	1.601M	39.6	+10.3	+0.0			+0.0	49.9	91.3	-41.4	None
20	1.614M	39.6	+10.3	+0.0			+0.0	49.9	91.3	-41.4	None
21	1.629M	39.5	+10.3	+0.0			+0.0	49.8	91.3	-41.5	None
22	2.144M	39.2	+10.4	+0.2			+0.0	49.8	91.3	-41.5	None
23	1.588M	39.4	+10.3	+0.0			+0.0	49.7	91.3	-41.6	None

24	3.123M	39.4	+10.2	+0.0	+0.0	49.6	91.3	-41.7	None
25	5.248M	39.2	+10.2	+0.2	+0.0	49.6	91.3	-41.7	None
26	250.062k	39.1	+10.3	+0.2	+0.0	49.6	91.3	-41.7	None
27	919.999k	38.9	+10.4	+0.2	+0.0	49.5	91.3	-41.8	None
28	5.638M	39.0	+10.3	+0.2	+0.0	49.5	91.3	-41.8	None
29	372.297k	38.8	+10.4	+0.2	+0.0	49.4	91.3	-41.9	None
30	1.830M	39.1	+10.3	+0.0	+0.0	49.4	91.3	-41.9	None
31	2.533M	38.8	+10.3	+0.2	+0.0	49.3	91.3	-42.0	None
32	1.642M	39.0	+10.3	+0.0	+0.0	49.3	91.3	-42.0	None
33	5.015M	38.9	+10.2	+0.2	+0.0	49.3	91.3	-42.0	None
34	4.359M	38.8	+10.3	+0.2	+0.0	49.3	91.3	-42.0	None
35	2.453M	38.7	+10.3	+0.2	+0.0	49.2	91.3	-42.1	None
36	4.742M	38.7	+10.2	+0.2	+0.0	49.1	91.3	-42.2	None
37	2.849M	38.5	+10.4	+0.1	+0.0	49.0	91.3	-42.3	None
38	6.861M	38.5	+10.3	+0.2	+0.0	49.0	91.3	-42.3	None
39	2.747M	38.3	+10.4	+0.2	+0.0	48.9	91.3	-42.4	None
40	3.996M	38.4	+10.3	+0.2	+0.0	48.9	91.3	-42.4	None
41	409.905k	38.3	+10.3	+0.2	+0.0	48.8	91.3	-42.5	None
42	1.000M	38.3	+10.3	+0.2	+0.0	48.8	91.3	-42.5	None
43	414.007k	38.2	+10.3	+0.2	+0.0	48.7	91.3	-42.6	None
44	311.687k	38.2	+10.3	+0.2	+0.0	48.7	91.3	-42.6	None
45	418.794k	38.2	+10.3	+0.2	+0.0	48.7	91.3	-42.6	None
46	1.655M	38.4	+10.3	+0.0	+0.0	48.7	91.3	-42.6	None
47	422.896k	38.2	+10.3	+0.2	+0.0	48.7	91.3	-42.6	None

48	2.090M	38.1	+10.3	+0.2	+0.0	48.6	91.3	-42.7	None
49	6.260M	38.1	+10.3	+0.2	+0.0	48.6	91.3	-42.7	None
50	7.114M	38.0	+10.3	+0.2	+0.0	48.5	91.3	-42.8	None

CKC Laboratories, Inc Date: 7/22/2014 Time: 1:27:31 PM Leeo, Inc WO#: 95723
 Test Distance: None Sequence#: 22



Test Location: CKC Laboratories, Inc. • 1120 Fulton Place • Fremont, CA 94539 • (510) 249-1170

Customer: **Leeo, Inc.**
 Specification: **15.247(d) Conducted Spurious Emissions**
 Work Order #: **95723** Date: 7/22/2014
 Test Type: **Conducted Spurious Emission** Time: 4:04:03 PM
 Equipment: **LED Nightlight** Sequence#: 37
 Manufacturer: Tested By: Hieu Song Nguyenpham
 Model: LNL9ZA1AB
 S/N: NSAA7000007

Test Equipment:

ID	Asset #	Description	Model	Calibration Date	Cal Due Date
	AN02668	Spectrum Analyzer	E4446A	2/22/2013	2/22/2015
T1	ANP06138	Cable	32022-29094K-29094K-72TC	8/2/2013	8/2/2015
T2	ANP05411	Attenuator	54A-10	1/15/2014	1/15/2016

Equipment Under Test (* = EUT):

Function	Manufacturer	Model #	S/N
LED Nightlight*		LNL9ZA1AB	NSAA7000007

Support Devices:

Function	Manufacturer	Model #	S/N
Laptop		A1398	None
Debug Board	Leeo, Inc.	None	None

Test Conditions / Notes:

Conducted Spurious Emission
 Frequency Range: 1000MHz to 25000MHz

Temperature: 22.6°C
 Humidity: 39%
 Pressure: 100.8kPa

Firmware: 0.1
 Application: Command Line Terminal
 Mode: Normal Operation
 Highest Generated Frequency: 2.4 GHz
 RBW=100kHz
 VBW= 300kHz
 Transmit frequency: 2.4GHz Band
 RF Output=17dBm
 Gain of the Antenna=-3dBi
 Number of Channel=11

The EUT is a fixed device. It is placed on a table and connected to a laptop in order to operate the EUT. The EUT is a smart nightlight with environmental sensors to monitor the quality of the indoor air and affects the air environment.

Note: The EUT is set to continuously transmit (WiFi on).
 G modulation type
 Middle Channel

Ext Attn: 0 dB

Measurement Data:

Reading listed by margin.

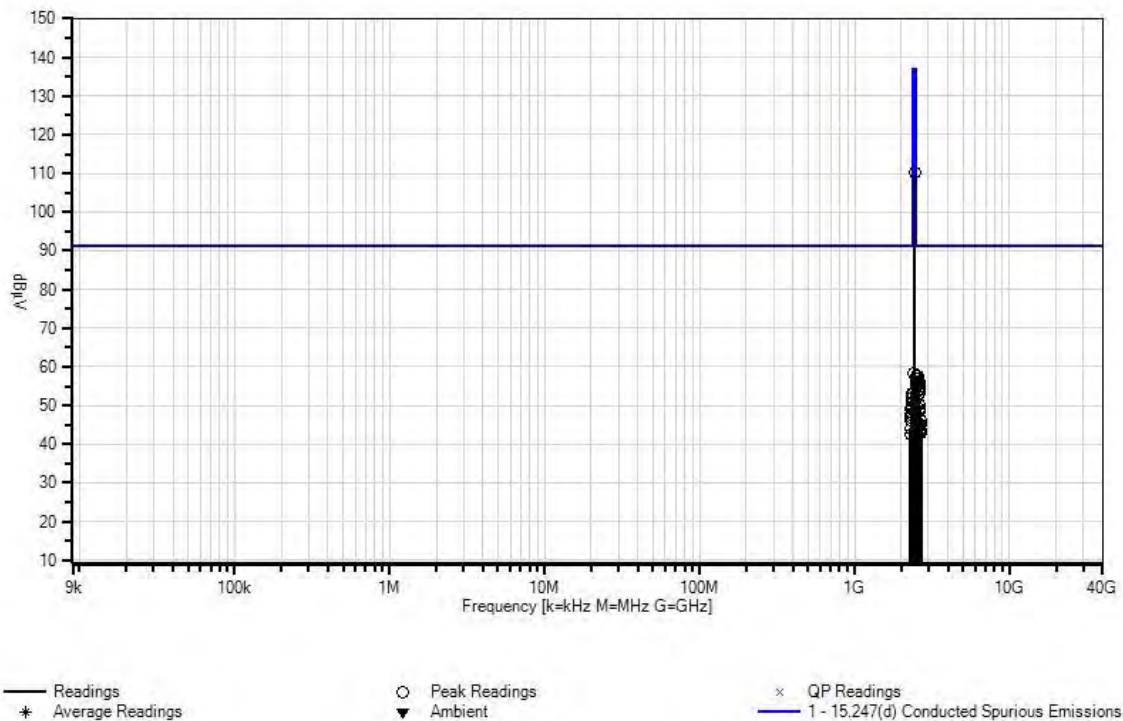
Test Distance: None

#	Freq MHz	Rdng dBμV	T1 dB	T2 dB			Dist Table	Corr dBμV	Spec dBμV	Margin dB	Polar Ant
1	2435.573M	99.7	+1.1	+9.3			+0.0	110.1	137.0	-26.9	None
2	2399.112M	47.9	+1.1	+9.3			+0.0	58.3	91.3	-33.0	None
3	2559.404M	47.3	+1.1	+9.3			+0.0	57.7	91.3	-33.6	None
4	2515.376M	47.2	+1.1	+9.3			+0.0	57.6	91.3	-33.7	None
5	2554.589M	47.2	+1.1	+9.3			+0.0	57.6	91.3	-33.7	None
6	2555.965M	47.2	+1.1	+9.3			+0.0	57.6	91.3	-33.7	None
7	2511.936M	46.6	+1.1	+9.3			+0.0	57.0	91.3	-34.3	None
8	2564.220M	46.4	+1.1	+9.3			+0.0	56.8	91.3	-34.5	None
9	2510.560M	45.8	+1.1	+9.3			+0.0	56.2	91.3	-35.1	None
10	2550.461M	45.8	+1.1	+9.3			+0.0	56.2	91.3	-35.1	None
11	2520.879M	45.7	+1.1	+9.3			+0.0	56.1	91.3	-35.2	None
12	2599.305M	45.7	+1.1	+9.3			+0.0	56.1	91.3	-35.2	None
13	2560.780M	45.3	+1.1	+9.3			+0.0	55.7	91.3	-35.6	None
14	2594.490M	45.1	+1.1	+9.3			+0.0	55.5	91.3	-35.8	None
15	2522.255M	45.0	+1.1	+9.3			+0.0	55.4	91.3	-35.9	None
16	2597.930M	45.0	+1.1	+9.3			+0.0	55.4	91.3	-35.9	None
17	2603.433M	43.8	+1.1	+9.3			+0.0	54.2	91.3	-37.1	None
18	2593.114M	43.6	+1.1	+9.3			+0.0	54.0	91.3	-37.3	None
19	2589.674M	43.5	+1.1	+9.3			+0.0	53.9	91.3	-37.4	None
20	2350.956M	42.8	+1.1	+9.3			+0.0	53.2	91.3	-38.1	None
21	2604.809M	42.6	+1.1	+9.3			+0.0	53.0	91.3	-38.3	None
22	2355.771M	42.4	+1.1	+9.3			+0.0	52.8	91.3	-38.5	None
23	2553.213M	41.9	+1.1	+9.3			+0.0	52.3	91.3	-39.0	None

24	2360.587M	41.6	+1.1	+9.3	+0.0	52.0	91.3	-39.3	None
25	2485.106M	41.3	+1.1	+9.3	+0.0	51.7	91.3	-39.6	None
26	2359.211M	40.4	+1.1	+9.3	+0.0	50.8	91.3	-40.5	None
27	2638.519M	39.8	+1.1	+9.3	+0.0	50.2	91.3	-41.1	None
28	2524.319M	39.5	+1.1	+9.3	+0.0	49.9	91.3	-41.4	None
29	2364.715M	39.3	+1.1	+9.3	+0.0	49.7	91.3	-41.6	None
30	2317.246M	38.8	+1.0	+9.3	+0.0	49.1	91.3	-42.2	None
31	2354.395M	38.7	+1.1	+9.3	+0.0	49.1	91.3	-42.2	None
32	2633.015M	38.7	+1.1	+9.3	+0.0	49.1	91.3	-42.2	None
33	2643.334M	38.6	+1.1	+9.3	+0.0	49.0	91.3	-42.3	None
34	2641.958M	37.9	+1.1	+9.3	+0.0	48.3	91.3	-43.0	None
35	2352.331M	37.5	+1.1	+9.3	+0.0	47.9	91.3	-43.4	None
36	2311.742M	37.3	+1.0	+9.3	+0.0	47.6	91.3	-43.7	None
37	2315.870M	37.2	+1.0	+9.3	+0.0	47.5	91.3	-43.8	None
38	2318.622M	36.8	+1.0	+9.3	+0.0	47.1	91.3	-44.2	None
39	2322.062M	36.0	+1.0	+9.3	+0.0	46.3	91.3	-45.0	None
40	2672.228M	35.8	+1.1	+9.3	+0.0	46.2	91.3	-45.1	None
41	2320.686M	35.8	+1.0	+9.3	+0.0	46.1	91.3	-45.2	None
42	2681.859M	34.7	+1.1	+9.3	+0.0	45.1	91.3	-46.2	None
43	2629.575M	34.4	+1.1	+9.3	+0.0	44.8	91.3	-46.5	None
44	2310.367M	33.8	+1.0	+9.3	+0.0	44.1	91.3	-47.2	None
45	2282.161M	33.6	+1.0	+9.3	+0.0	43.9	91.3	-47.4	None
46	2639.894M	33.1	+1.1	+9.3	+0.0	43.5	91.3	-47.8	None
47	2675.668M	33.1	+1.1	+9.3	+0.0	43.5	91.3	-47.8	None

48	2673.604M	32.9	+1.1	+9.3	+0.0	43.3	91.3	-48.0	None
49	2678.420M	32.6	+1.1	+9.3	+0.0	43.0	91.3	-48.3	None
50	2283.537M	32.2	+1.0	+9.3	+0.0	42.5	91.3	-48.8	None

CKC Laboratories, Inc Date: 7/22/2014 Time: 4:04:03 PM Leeo, Inc WO#: 95723
 Test Distance: None Sequence#: 37



Test Location: CKC Laboratories, Inc. • 1120 Fulton Place • Fremont, CA 94539 • (510) 249-1170

Customer: **Leeo, Inc.**
 Specification: **15.247(d) Conducted Spurious Emissions**
 Work Order #: **95723**
 Test Type: **Conducted Spurious Emission**
 Equipment: **LED Nightlight**
 Manufacturer:
 Model: LNL9ZA1AB
 S/N: NSAA7000007

Date: 7/22/2014
 Time: 1:35:21 PM
 Sequence#: 23
 Tested By: Hieu Song Nguyenpham

Test Equipment:

ID	Asset #	Description	Model	Calibration Date	Cal Due Date
T1	ANP06467	Attenuator	PE7014-10	5/24/2013	5/24/2015
	AN02668	Spectrum Analyzer	E4446A	2/22/2013	2/22/2015
T2	ANP06138	Cable	32022-29094K-29094K-72TC	8/2/2013	8/2/2015

Equipment Under Test (* = EUT):

Function	Manufacturer	Model #	S/N
LED Nightlight*		LNL9ZA1AB	NSAA7000007

Support Devices:

Function	Manufacturer	Model #	S/N
Laptop		A1398	None
Debug Board	Leeo, Inc.	None	None

Test Conditions / Notes:

Conducted Spurious Emission
 Frequency Range: 9kHz to 1000MHz

Temperature: 22.6°C
 Humidity: 39%
 Pressure: 100.8kPa

Firmware: 0.1
 Application: Command Line Terminal
 Mode: Normal Operation
 Highest Generated Frequency: 2.4 GHz
 RBW=100kHz
 VBW= 300kHz
 Transmit frequency: 2.4GHz Band
 RF Output=17dBm
 Gain of the Antenna=-3dBi
 Number of Channel=11

The EUT is a fixed device. It is placed on a table and connected to a laptop in order to operate the EUT. The EUT is a smart nightlight with environmental sensors to monitor the quality of the indoor air and affects the air environment.

Note: The EUT is set to continuously transmit (WiFi on).
 G modulation type
 High Channel

Ext Attn: 0 dB

Measurement Data:

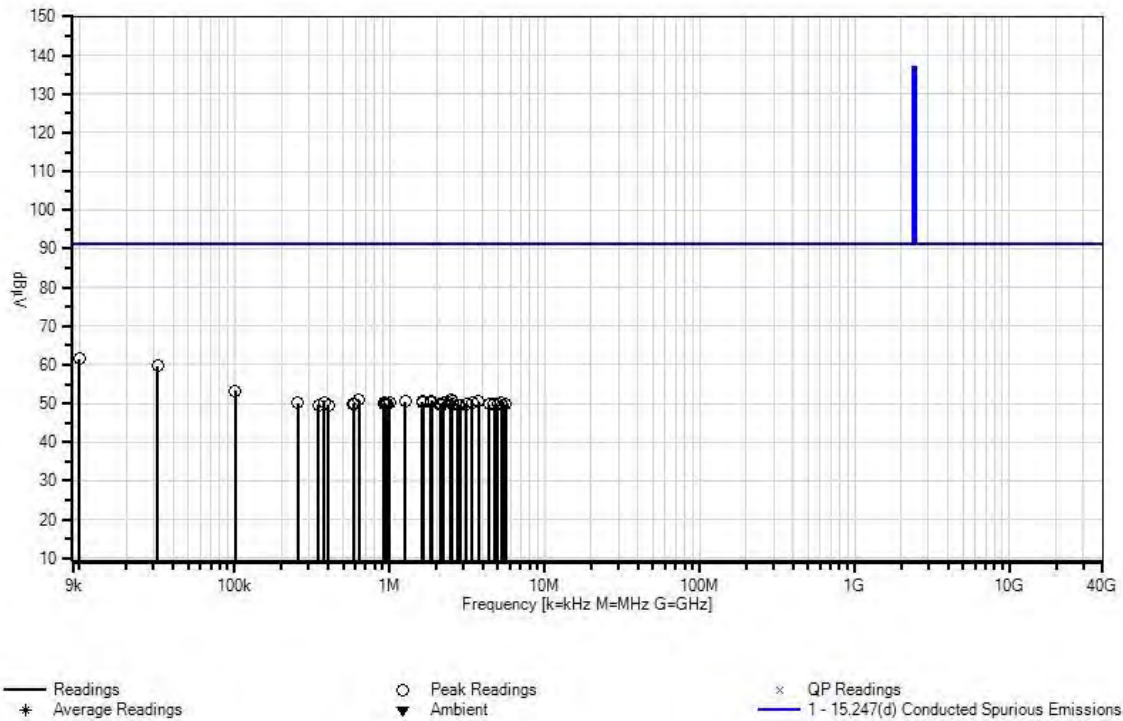
Reading listed by margin.

Test Distance: None

#	Freq MHz	Rdng dBμV	T1 dB	T2 dB			Dist Table	Corr dBμV	Spec dBμV	Margin dB	Polar Ant
1	10.000k	51.2	+10.3	+0.0			+0.0	61.5	91.3	-29.8	None
2	31.760k	49.3	+10.2	+0.2			+0.0	59.7	91.3	-31.6	None
3	100.432k	42.8	+10.2	+0.2			+0.0	53.2	91.3	-38.1	None
4	2.501M	40.5	+10.3	+0.2			+0.0	51.0	91.3	-40.3	None
5	632.814k	40.4	+10.3	+0.2			+0.0	50.9	91.3	-40.4	None
6	2.488M	40.4	+10.3	+0.2			+0.0	50.9	91.3	-40.4	None
7	2.473M	40.3	+10.3	+0.2			+0.0	50.8	91.3	-40.5	None
8	2.514M	40.3	+10.3	+0.2			+0.0	50.8	91.3	-40.5	None
9	1.865M	40.2	+10.3	+0.1			+0.0	50.6	91.3	-40.7	None
10	1.623M	40.2	+10.3	+0.0			+0.0	50.5	91.3	-40.8	None
11	1.257M	40.0	+10.3	+0.2			+0.0	50.5	91.3	-40.8	None
12	3.764M	40.0	+10.3	+0.2			+0.0	50.5	91.3	-40.8	None
13	2.527M	40.0	+10.3	+0.2			+0.0	50.5	91.3	-40.8	None
14	3.402M	40.0	+10.3	+0.1			+0.0	50.4	91.3	-40.9	None
15	1.002M	39.8	+10.3	+0.2			+0.0	50.3	91.3	-41.0	None
16	2.228M	39.7	+10.4	+0.2			+0.0	50.3	91.3	-41.0	None
17	5.275M	39.9	+10.2	+0.2			+0.0	50.3	91.3	-41.0	None
18	256.333k	39.7	+10.3	+0.2			+0.0	50.2	91.3	-41.1	None
19	377.767k	39.6	+10.4	+0.2			+0.0	50.2	91.3	-41.1	None
20	913.161k	39.5	+10.4	+0.2			+0.0	50.1	91.3	-41.2	None
21	1.636M	39.8	+10.3	+0.0			+0.0	50.1	91.3	-41.2	None
22	1.839M	39.8	+10.3	+0.0			+0.0	50.1	91.3	-41.2	None
23	917.264k	39.4	+10.4	+0.2			+0.0	50.0	91.3	-41.3	None
24	938.461k	39.4	+10.4	+0.2			+0.0	50.0	91.3	-41.3	None

25	2.137M	39.4	+10.3	+0.2	+0.0	49.9	91.3	-41.4	None
26	590.421k	39.4	+10.3	+0.2	+0.0	49.9	91.3	-41.4	None
27	582.215k	39.3	+10.4	+0.2	+0.0	49.9	91.3	-41.4	None
28	922.050k	39.3	+10.4	+0.2	+0.0	49.9	91.3	-41.4	None
29	2.124M	39.4	+10.3	+0.2	+0.0	49.9	91.3	-41.4	None
30	926.153k	39.3	+10.4	+0.2	+0.0	49.9	91.3	-41.4	None
31	934.358k	39.2	+10.4	+0.2	+0.0	49.8	91.3	-41.5	None
32	930.255k	39.2	+10.4	+0.2	+0.0	49.8	91.3	-41.5	None
33	586.318k	39.3	+10.3	+0.2	+0.0	49.8	91.3	-41.5	None
34	2.111M	39.3	+10.3	+0.2	+0.0	49.8	91.3	-41.5	None
35	4.386M	39.3	+10.3	+0.2	+0.0	49.8	91.3	-41.5	None
36	3.132M	39.6	+10.2	+0.0	+0.0	49.8	91.3	-41.5	None
37	2.540M	39.3	+10.3	+0.2	+0.0	49.8	91.3	-41.5	None
38	959.657k	39.1	+10.4	+0.2	+0.0	49.7	91.3	-41.6	None
39	951.452k	39.1	+10.4	+0.2	+0.0	49.7	91.3	-41.6	None
40	942.563k	39.1	+10.4	+0.2	+0.0	49.7	91.3	-41.6	None
41	2.150M	39.1	+10.4	+0.2	+0.0	49.7	91.3	-41.6	None
42	5.603M	39.2	+10.3	+0.2	+0.0	49.7	91.3	-41.6	None
43	5.002M	39.3	+10.2	+0.2	+0.0	49.7	91.3	-41.6	None
44	4.742M	39.3	+10.2	+0.2	+0.0	49.7	91.3	-41.6	None
45	2.163M	38.9	+10.4	+0.2	+0.0	49.5	91.3	-41.8	None
46	403.067k	39.0	+10.3	+0.2	+0.0	49.5	91.3	-41.8	None
47	348.365k	39.0	+10.3	+0.2	+0.0	49.5	91.3	-41.8	None
48	5.357M	39.0	+10.3	+0.2	+0.0	49.5	91.3	-41.8	None
49	2.844M	39.0	+10.4	+0.1	+0.0	49.5	91.3	-41.8	None
50	2.751M	38.9	+10.4	+0.2	+0.0	49.5	91.3	-41.8	None

CKC Laboratories, Inc Date: 7/22/2014 Time: 1:35:21 PM Leeo, Inc WO#: 95723
 Test Distance: None Sequence#: 23



Test Location: CKC Laboratories, Inc. • 1120 Fulton Place • Fremont, CA 94539 • (510) 249-1170

Customer: **Leeo, Inc.**
 Specification: **15.247(d) Conducted Spurious Emissions**
 Work Order #: **95723** Date: 7/22/2014
 Test Type: **Conducted Spurious Emission** Time: 4:13:10 PM
 Equipment: **LED Nightlight** Sequence#: 38
 Manufacturer: Tested By: Hieu Song Nguyenpham
 Model: LNL9ZA1AB
 S/N: NSAA7000007

Test Equipment:

ID	Asset #	Description	Model	Calibration Date	Cal Due Date
	AN02668	Spectrum Analyzer	E4446A	2/22/2013	2/22/2015
T1	ANP06138	Cable	32022-29094K-29094K-72TC	8/2/2013	8/2/2015
T2	ANP05411	Attenuator	54A-10	1/15/2014	1/15/2016

Equipment Under Test (* = EUT):

Function	Manufacturer	Model #	S/N
LED Nightlight*		LNL9ZA1AB	NSAA7000007

Support Devices:

Function	Manufacturer	Model #	S/N
Laptop		A1398	None
Debug Board	Leeo, Inc.	None	None

Test Conditions / Notes:

Conducted Spurious Emission
 Frequency Range: 1000MHz to 25000MHz

Temperature: 22.6C
 Humidity: 39%
 Pressure: 100.8kPa

Firmware: 0.1
 Application: Command Line Terminal
 Mode: Normal Operation
 Highest Generated Frequency: 2.4GHz
 RBW=100kHz
 VBW= 300kHz

Transmit frequency: 2.4GHz Band
 RF Output=17dBm
 Gain of the Antenna=-3dBi
 Number of Channel=11

The EUT is a fixed device. It is placed on a table and connected to a laptop in order to operate the EUT. The EUT is a smart nightlight with environmental sensors to monitor the quality of the indoor air and affects the air environment.

Note: The EUT is set to continuously transmit (WiFi on).
 G modulation type
 High Channel

Ext Attn: 0 dB

Measurement Data:

Reading listed by margin.

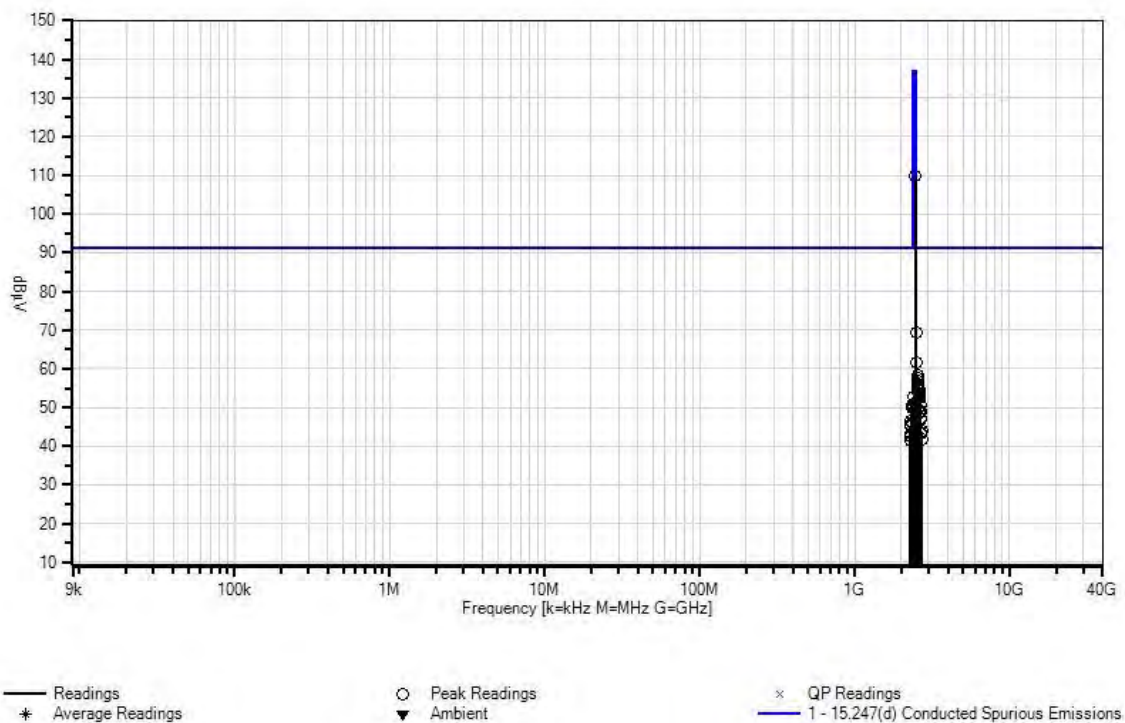
Test Distance: None

#	Freq MHz	Rdng dBμV	T1 dB	T2 dB			Dist Table	Corr dBμV	Spec dBμV	Margin dB	Polar Ant
1	2483.730M	59.0	+1.1	+9.3			+0.0	69.4	91.3	-21.9	None
2	2463.091M	99.5	+1.1	+9.3			+0.0	109.9	137.0	-27.1	None
3	2456.900M	99.4	+1.1	+9.3			+0.0	109.8	137.0	-27.2	None
4	2494.737M	51.1	+1.1	+9.3			+0.0	61.5	91.3	-29.8	None
5	2543.582M	48.1	+1.1	+9.3			+0.0	58.5	91.3	-32.8	None
6	2538.078M	47.3	+1.1	+9.3			+0.0	57.7	91.3	-33.6	None
7	2577.291M	47.1	+1.1	+9.3			+0.0	57.5	91.3	-33.8	None
8	2586.922M	46.4	+1.1	+9.3			+0.0	56.8	91.3	-34.5	None
9	2534.638M	45.6	+1.1	+9.3			+0.0	56.0	91.3	-35.3	None
10	2539.454M	45.6	+1.1	+9.3			+0.0	56.0	91.3	-35.3	None
11	2583.483M	45.5	+1.1	+9.3			+0.0	55.9	91.3	-35.4	None
12	2548.397M	44.9	+1.1	+9.3			+0.0	55.3	91.3	-36.0	None
13	2547.021M	44.7	+1.1	+9.3			+0.0	55.1	91.3	-36.2	None
14	2578.667M	44.3	+1.1	+9.3			+0.0	54.7	91.3	-36.6	None
15	2620.632M	44.1	+1.1	+9.3			+0.0	54.5	91.3	-36.8	None
16	2585.546M	43.4	+1.1	+9.3			+0.0	53.8	91.3	-37.5	None
17	2625.448M	43.1	+1.1	+9.3			+0.0	53.5	91.3	-37.8	None
18	2615.816M	42.6	+1.1	+9.3			+0.0	53.0	91.3	-38.3	None
19	2617.192M	42.4	+1.1	+9.3			+0.0	52.8	91.3	-38.5	None
20	2383.289M	42.3	+1.1	+9.3			+0.0	52.7	91.3	-38.6	None
21	2588.298M	42.3	+1.1	+9.3			+0.0	52.7	91.3	-38.6	None
22	2626.823M	41.9	+1.1	+9.3			+0.0	52.3	91.3	-39.0	None
23	2386.729M	40.3	+1.1	+9.3			+0.0	50.7	91.3	-40.6	None

24	2334.445M	40.2	+1.1	+9.3	+0.0	50.6	91.3	-40.7	None
25	2664.661M	40.2	+1.1	+9.3	+0.0	50.6	91.3	-40.7	None
26	2343.388M	39.6	+1.1	+9.3	+0.0	50.0	91.3	-41.3	None
27	2348.204M	39.6	+1.1	+9.3	+0.0	50.0	91.3	-41.3	None
28	2377.098M	39.6	+1.1	+9.3	+0.0	50.0	91.3	-41.3	None
29	2337.885M	39.4	+1.1	+9.3	+0.0	49.8	91.3	-41.5	None
30	2381.913M	39.4	+1.1	+9.3	+0.0	49.8	91.3	-41.5	None
31	2339.260M	39.3	+1.1	+9.3	+0.0	49.7	91.3	-41.6	None
32	2574.539M	39.2	+1.1	+9.3	+0.0	49.6	91.3	-41.7	None
33	2659.157M	38.6	+1.1	+9.3	+0.0	49.0	91.3	-42.3	None
34	2619.256M	38.3	+1.1	+9.3	+0.0	48.7	91.3	-42.6	None
35	2669.476M	38.2	+1.1	+9.3	+0.0	48.6	91.3	-42.7	None
36	2660.533M	37.0	+1.1	+9.3	+0.0	47.4	91.3	-43.9	None
37	2655.717M	36.7	+1.1	+9.3	+0.0	47.1	91.3	-44.2	None
38	2654.341M	36.6	+1.1	+9.3	+0.0	47.0	91.3	-44.3	None
39	2304.175M	36.3	+1.0	+9.3	+0.0	46.6	91.3	-44.7	None
40	2349.580M	35.9	+1.1	+9.3	+0.0	46.3	91.3	-45.0	None
41	2299.359M	35.1	+1.0	+9.3	+0.0	45.4	91.3	-45.9	None
42	2309.679M	34.9	+1.0	+9.3	+0.0	45.2	91.3	-46.1	None
43	2704.562M	33.5	+1.1	+9.3	+0.0	43.9	91.3	-47.4	None
44	2703.186M	33.4	+1.1	+9.3	+0.0	43.8	91.3	-47.5	None
45	2699.746M	33.3	+1.1	+9.3	+0.0	43.7	91.3	-47.6	None
46	2694.243M	33.0	+1.1	+9.3	+0.0	43.4	91.3	-47.9	None

47	2294.544M	32.8	+1.0	+9.3	+0.0	43.1	91.3	-48.2	None
48	2300.735M	32.3	+1.0	+9.3	+0.0	42.6	91.3	-48.7	None
49	2709.377M	31.2	+1.1	+9.3	+0.0	41.6	91.3	-49.7	None
50	2295.920M	31.0	+1.0	+9.3	+0.0	41.3	91.3	-50.0	None

CKC Laboratories, Inc Date: 7/22/2014 Time: 4:13:10 PM Leeo, Inc WO#: 95723
 Test Distance: None Sequence#: 38



Test Location: CKC Laboratories, Inc. • 1120 Fulton Place • Fremont, CA 94539 • (510) 249-1170

Customer: **Leeo, Inc.**
 Specification: **15.247(d) Conducted Spurious Emissions**
 Work Order #: **95723** Date: 7/22/2014
 Test Type: **Conducted Spurious Emission** Time: 1:43:28 PM
 Equipment: **LED Nightlight** Sequence#: 24
 Manufacturer: Tested By: Hieu Song Nguyenpham
 Model: LNL9ZA1AB
 S/N: NSAA7000007

Test Equipment:

ID	Asset #	Description	Model	Calibration Date	Cal Due Date
T1	ANP06467	Attenuator	PE7014-10	5/24/2013	5/24/2015
	AN02668	Spectrum Analyzer	E4446A	2/22/2013	2/22/2015
T2	ANP06138	Cable	32022-29094K-29094K-72TC	8/2/2013	8/2/2015

Equipment Under Test (* = EUT):

Function	Manufacturer	Model #	S/N
LED Nightlight*		LNL9ZA1AB	NSAA7000007

Support Devices:

Function	Manufacturer	Model #	S/N
Laptop		A1398	None
Debug Board	Leeo, Inc.	None	None

Test Conditions / Notes:

Conducted Spurious Emission
 Frequency Range: 9kHz to 1000MHz

Temperature: 22.6°C
 Humidity: 39%
 Pressure: 100.8kPa

Firmware: 0.1
 Application: Command Line Terminal
 Mode: Normal Operation
 Highest Generated Frequency: 2.4 GHz
 RBW=100kHz
 VBW= 300kHz

Transmit frequency: 2.4GHz Band
 RF Output=17dBm
 Gain of the Antenna=-3dBi
 Number of Channel=11

The EUT is a fixed device. It is placed on a table and connected to a laptop in order to operate the EUT. The EUT is a smart nightlight with environmental sensors to monitor the quality of the indoor air and affects the air environment.

Note: The EUT is set to continuously transmit (WiFi on).
 N modulation type
 Low Channel

Ext Attn: 0 dB

Measurement Data:

Reading listed by margin.

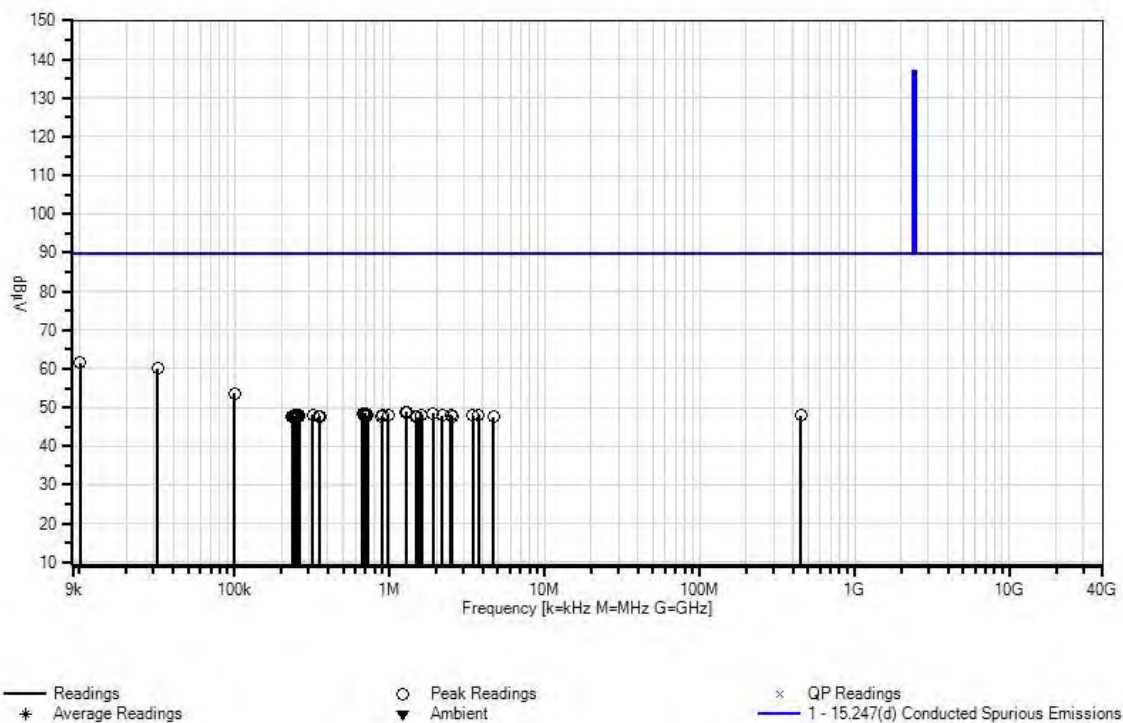
Test Distance: None

#	Freq MHz	Rdng dBμV	T1 dB	T2 dB			Dist Table	Corr dBμV	Spec dBμV	Margin dB	Polar Ant
1	10.085k	51.3	+10.3	+0.0			+0.0	61.6	89.9	-28.3	None
2	31.760k	49.6	+10.2	+0.2			+0.0	60.0	89.9	-29.9	None
3	100.000k	43.4	+10.2	+0.1			+0.0	53.7	89.9	-36.2	None
4	1.292M	38.4	+10.3	+0.2			+0.0	48.9	89.9	-41.0	None
5	1.285M	38.2	+10.3	+0.2			+0.0	48.7	89.9	-41.2	None
6	1.279M	38.1	+10.3	+0.2			+0.0	48.6	89.9	-41.3	None
7	684.781k	37.9	+10.4	+0.2			+0.0	48.5	89.9	-41.4	None
8	686.832k	37.9	+10.4	+0.2			+0.0	48.5	89.9	-41.4	None
9	699.824k	37.9	+10.4	+0.2			+0.0	48.5	89.9	-41.4	None
10	682.730k	37.8	+10.4	+0.2			+0.0	48.4	89.9	-41.5	None
11	1.902M	38.0	+10.3	+0.1			+0.0	48.4	89.9	-41.5	None
12	669.738k	37.7	+10.4	+0.2			+0.0	48.3	89.9	-41.6	None
13	695.038k	37.7	+10.4	+0.2			+0.0	48.3	89.9	-41.6	None
14	261.090k	37.7	+10.3	+0.2			+0.0	48.2	89.9	-41.7	None
15	250.278k	37.7	+10.3	+0.2			+0.0	48.2	89.9	-41.7	None
16	680.678k	37.6	+10.4	+0.2			+0.0	48.2	89.9	-41.7	None
17	320.331k	37.7	+10.3	+0.2			+0.0	48.2	89.9	-41.7	None
18	1.599M	37.8	+10.3	+0.0			+0.0	48.1	89.9	-41.8	None
19	255.684k	37.6	+10.3	+0.2			+0.0	48.1	89.9	-41.8	None
20	3.730M	37.5	+10.4	+0.2			+0.0	48.1	89.9	-41.8	None
21	2.470M	37.6	+10.3	+0.2			+0.0	48.1	89.9	-41.8	None
22	902.904k	37.4	+10.4	+0.2			+0.0	48.0	89.9	-41.9	None
23	896.750k	37.4	+10.4	+0.2			+0.0	48.0	89.9	-41.9	None

24	450.495M	37.1	+10.4	+0.5	+0.0	48.0	89.9	-41.9	None
25	976.752k	37.4	+10.4	+0.2	+0.0	48.0	89.9	-41.9	None
26	241.413k	37.5	+10.3	+0.2	+0.0	48.0	89.9	-41.9	None
27	701.875k	37.4	+10.4	+0.2	+0.0	48.0	89.9	-41.9	None
28	708.029k	37.5	+10.3	+0.2	+0.0	48.0	89.9	-41.9	None
29	703.927k	37.4	+10.3	+0.2	+0.0	47.9	89.9	-42.0	None
30	697.773k	37.3	+10.4	+0.2	+0.0	47.9	89.9	-42.0	None
31	247.467k	37.4	+10.3	+0.2	+0.0	47.9	89.9	-42.0	None
32	3.449M	37.4	+10.3	+0.2	+0.0	47.9	89.9	-42.0	None
33	2.178M	37.3	+10.4	+0.2	+0.0	47.9	89.9	-42.0	None
34	716.918k	37.4	+10.3	+0.2	+0.0	47.9	89.9	-42.0	None
35	245.521k	37.3	+10.3	+0.2	+0.0	47.8	89.9	-42.1	None
36	240.116k	37.3	+10.3	+0.2	+0.0	47.8	89.9	-42.1	None
37	258.279k	37.3	+10.3	+0.2	+0.0	47.8	89.9	-42.1	None
38	885.810k	37.2	+10.4	+0.2	+0.0	47.8	89.9	-42.1	None
39	705.978k	37.3	+10.3	+0.2	+0.0	47.8	89.9	-42.1	None
40	246.819k	37.2	+10.3	+0.2	+0.0	47.7	89.9	-42.2	None
41	237.521k	37.2	+10.3	+0.2	+0.0	47.7	89.9	-42.2	None
42	349.733k	37.2	+10.3	+0.2	+0.0	47.7	89.9	-42.2	None
43	2.535M	37.2	+10.3	+0.2	+0.0	47.7	89.9	-42.2	None
44	354.519k	37.2	+10.3	+0.2	+0.0	47.7	89.9	-42.2	None
45	240.764k	37.1	+10.3	+0.2	+0.0	47.6	89.9	-42.3	None
46	236.007k	37.1	+10.3	+0.2	+0.0	47.6	89.9	-42.3	None

47	234.061k	37.1	+10.3	+0.2	+0.0	47.6	89.9	-42.3	None
48	4.667M	37.2	+10.2	+0.2	+0.0	47.6	89.9	-42.3	None
49	1.508M	37.3	+10.3	+0.0	+0.0	47.6	89.9	-42.3	None
50	1.484M	37.2	+10.4	+0.0	+0.0	47.6	89.9	-42.3	None

CKC Laboratories, Inc Date: 7/22/2014 Time: 1:43:28 PM Leeo, Inc WO#: 95723
 Test Distance: None Sequence#: 24



Test Location: CKC Laboratories, Inc. • 1120 Fulton Place • Fremont, CA 94539 • (510) 249-1170

Customer: **Leeo, Inc.**
 Specification: **15.247(d) Conducted Spurious Emissions**
 Work Order #: **95723** Date: 7/22/2014
 Test Type: **Conducted Spurious Emission** Time: 4:22:30 PM
 Equipment: **LED Nightlight** Sequence#: 39
 Manufacturer: Tested By: Hieu Song Nguyenpham
 Model: LNL9ZA1AB
 S/N: NSAA7000007

Test Equipment:

ID	Asset #	Description	Model	Calibration Date	Cal Due Date
	AN02668	Spectrum Analyzer	E4446A	2/22/2013	2/22/2015
T1	ANP06138	Cable	32022-29094K-29094K-72TC	8/2/2013	8/2/2015
T2	ANP05411	Attenuator	54A-10	1/15/2014	1/15/2016

Equipment Under Test (* = EUT):

Function	Manufacturer	Model #	S/N
LED Nightlight*		LNL9ZA1AB	NSAA7000007

Support Devices:

Function	Manufacturer	Model #	S/N
Laptop		A1398	None
Debug Board	Leeo, Inc.	None	None

Test Conditions / Notes:

<p>Conducted Spurious Emission Frequency Range: 1000MHz to 25000MHz</p> <p>Temperature: 22.6°C Humidity: 39% Pressure: 100.8kPa</p> <p>Firmware: 0.1 Application: Command Line Terminal Mode: Normal Operation Highest Generated Frequency: 2.4 GHz RBW=100kHz VBW= 300kHz</p> <p>Transmit frequency: 2.4GHz Band RF Output=17dBm Gain of the Antenna=-3dBi Number of Channel=11</p> <p>The EUT is a fixed device. It is placed on a table and connected to a laptop in order to operate the EUT. The EUT is a smart nightlight with environmental sensors to monitor the quality of the indoor air and affects the air environment.</p> <p>Note: The EUT is set to continuously transmit (WiFi on). N modulation type Low Channel</p>

Ext Attn: 0 dB

Measurement Data:

Reading listed by margin.

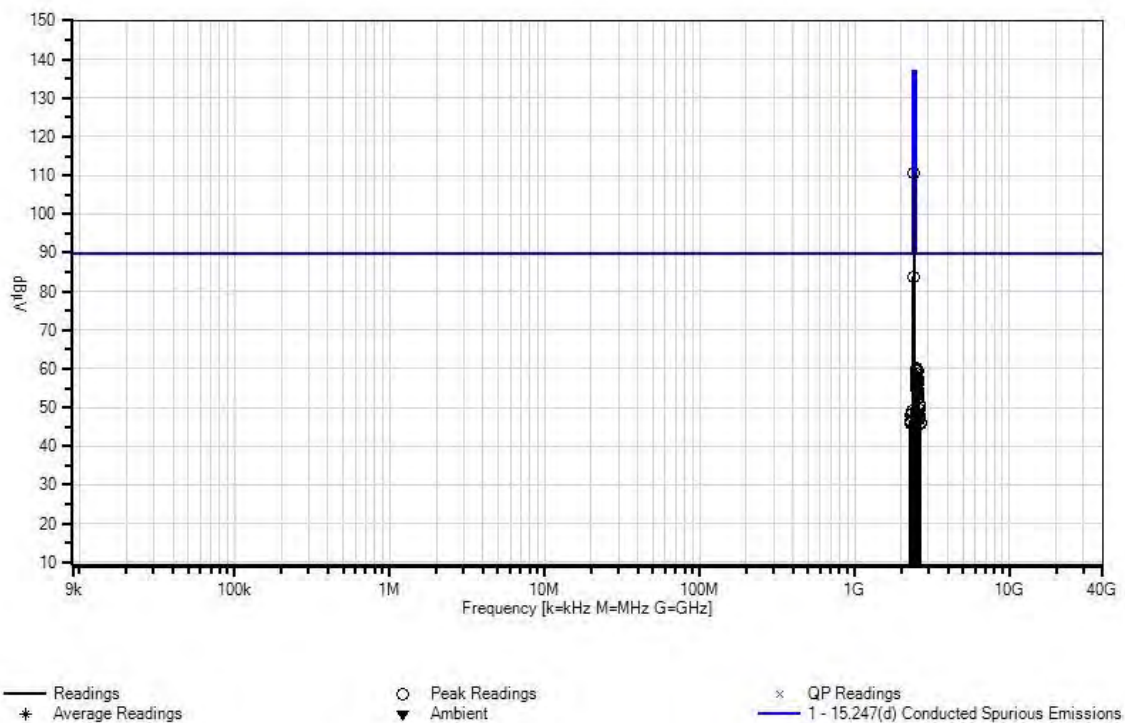
Test Distance: None

#	Freq MHz	Rdng dBμV	T1 dB	T2 dB			Dist Table	Corr dBμV	Spec dBμV	Margin dB	Polar Ant
1	2399.800M	73.4	+1.1	+9.3			+0.0	83.8	89.9	-6.1	None
2	2410.807M	100.2	+1.1	+9.3			+0.0	110.6	137.0	-26.4	None
3	2494.737M	49.7	+1.1	+9.3			+0.0	60.1	89.9	-29.8	None
4	2496.801M	49.4	+1.1	+9.3			+0.0	59.8	89.9	-30.1	None
5	2534.638M	49.1	+1.1	+9.3			+0.0	59.5	89.9	-30.4	None
6	2493.361M	48.9	+1.1	+9.3			+0.0	59.3	89.9	-30.6	None
7	2490.609M	48.4	+1.1	+9.3			+0.0	58.8	89.9	-31.1	None
8	2485.794M	47.6	+1.1	+9.3			+0.0	58.0	89.9	-31.9	None
9	2484.418M	47.3	+1.1	+9.3			+0.0	57.7	89.9	-32.2	None
10	2574.539M	47.1	+1.1	+9.3			+0.0	57.5	89.9	-32.4	None
11	2529.135M	46.8	+1.1	+9.3			+0.0	57.2	89.9	-32.7	None
12	2487.170M	46.7	+1.1	+9.3			+0.0	57.1	89.9	-32.8	None
13	2536.702M	46.6	+1.1	+9.3			+0.0	57.0	89.9	-32.9	None
14	2533.262M	46.4	+1.1	+9.3			+0.0	56.8	89.9	-33.1	None
15	2577.979M	46.0	+1.1	+9.3			+0.0	56.4	89.9	-33.5	None
16	2568.348M	45.9	+1.1	+9.3			+0.0	56.3	89.9	-33.6	None
17	2525.695M	45.6	+1.1	+9.3			+0.0	56.0	89.9	-33.9	None
18	2498.177M	45.4	+1.1	+9.3			+0.0	55.8	89.9	-34.1	None
19	2530.510M	45.4	+1.1	+9.3			+0.0	55.8	89.9	-34.1	None
20	2524.319M	45.2	+1.1	+9.3			+0.0	55.6	89.9	-34.3	None
21	2499.553M	45.0	+1.1	+9.3			+0.0	55.4	89.9	-34.5	None
22	2527.071M	44.5	+1.1	+9.3			+0.0	54.9	89.9	-35.0	None
23	2531.886M	44.4	+1.1	+9.3			+0.0	54.8	89.9	-35.1	None

24	2538.078M	44.2	+1.1	+9.3	+0.0	54.6	89.9	-35.3	None
25	2569.724M	44.1	+1.1	+9.3	+0.0	54.5	89.9	-35.4	None
26	2565.596M	44.1	+1.1	+9.3	+0.0	54.5	89.9	-35.4	None
27	2573.163M	44.0	+1.1	+9.3	+0.0	54.4	89.9	-35.5	None
28	2539.454M	43.5	+1.1	+9.3	+0.0	53.9	89.9	-36.0	None
29	2564.220M	42.6	+1.1	+9.3	+0.0	53.0	89.9	-36.9	None
30	2571.100M	42.2	+1.1	+9.3	+0.0	52.6	89.9	-37.3	None
31	2605.497M	40.7	+1.1	+9.3	+0.0	51.1	89.9	-38.8	None
32	2614.440M	40.2	+1.1	+9.3	+0.0	50.6	89.9	-39.3	None
33	2609.625M	39.2	+1.1	+9.3	+0.0	49.6	89.9	-40.3	None
34	2331.005M	38.9	+1.1	+9.3	+0.0	49.3	89.9	-40.6	None
35	2333.069M	38.1	+1.1	+9.3	+0.0	48.5	89.9	-41.4	None
36	2339.260M	38.0	+1.1	+9.3	+0.0	48.4	89.9	-41.5	None
37	2606.873M	37.7	+1.1	+9.3	+0.0	48.1	89.9	-41.8	None
38	2326.877M	37.7	+1.0	+9.3	+0.0	48.0	89.9	-41.9	None
39	2608.249M	37.5	+1.1	+9.3	+0.0	47.9	89.9	-42.0	None
40	2613.064M	37.5	+1.1	+9.3	+0.0	47.9	89.9	-42.0	None
41	2615.816M	37.3	+1.1	+9.3	+0.0	47.7	89.9	-42.2	None
42	2617.192M	37.0	+1.1	+9.3	+0.0	47.4	89.9	-42.5	None
43	2618.568M	36.7	+1.1	+9.3	+0.0	47.1	89.9	-42.8	None
44	2293.168M	36.1	+1.0	+9.3	+0.0	46.4	89.9	-43.5	None
45	2290.416M	35.9	+1.0	+9.3	+0.0	46.2	89.9	-43.7	None
46	2654.341M	35.8	+1.1	+9.3	+0.0	46.2	89.9	-43.7	None

47	2286.976M	35.7	+1.0	+9.3	+0.0	46.0	89.9	-43.9	None
48	2649.526M	35.6	+1.1	+9.3	+0.0	46.0	89.9	-43.9	None
49	2297.296M	35.5	+1.0	+9.3	+0.0	45.8	89.9	-44.1	None
50	2646.086M	35.3	+1.1	+9.3	+0.0	45.7	89.9	-44.2	None

CKC Laboratories, Inc Date: 7/22/2014 Time: 4:22:30 PM Leeo, Inc WO#: 95723
Test Distance: None Sequence#: 39



Test Location: CKC Laboratories, Inc. • 1120 Fulton Place • Fremont, CA 94539 • (510) 249-1170

Customer: **Leeo, Inc.**
 Specification: **15.247(d) Conducted Spurious Emissions**
 Work Order #: **95723** Date: 7/22/2014
 Test Type: **Conducted Spurious Emission** Time: 1:52:28 PM
 Equipment: **LED Nightlight** Sequence#: 25
 Manufacturer: Tested By: Hieu Song Nguyenpham
 Model: LNL9ZA1AB
 S/N: NSAA7000007

Test Equipment:

ID	Asset #	Description	Model	Calibration Date	Cal Due Date
T1	ANP06467	Attenuator	PE7014-10	5/24/2013	5/24/2015
	AN02668	Spectrum Analyzer	E4446A	2/22/2013	2/22/2015
T2	ANP06138	Cable	32022-29094K-29094K-72TC	8/2/2013	8/2/2015

Equipment Under Test (* = EUT):

Function	Manufacturer	Model #	S/N
LED Nightlight*		LNL9ZA1AB	NSAA7000007

Support Devices:

Function	Manufacturer	Model #	S/N
Laptop		A1398	None
Debug Board	Leeo, Inc.	None	None

Test Conditions / Notes:

Conducted Spurious Emission
 Frequency Range: 9kHz to 1000MHz

Temperature: 22.6°C
 Humidity: 39%
 Pressure: 100.8kPa

Firmware: 0.1
 Mode: Normal Operation
 Highest Generated Frequency: 2.4GHz
 RBW=100kHz
 VBW= 300kHz

Transmit frequency: 2.4GHz Band
 RF Output=17dBm
 Gain of the Antenna=-3dBi
 Number of Channel=11

The EUT is a fixed device. It is placed on a table and connected to a laptop in order to operate the EUT. The EUT is a smart nightlight with environmental sensors to monitor the quality of the indoor air and affects the air environment.

Note: The EUT is set to continuously transmit (WiFi on).
 N modulation type
 Middle Channel

Ext Attn: 0 dB

Measurement Data:

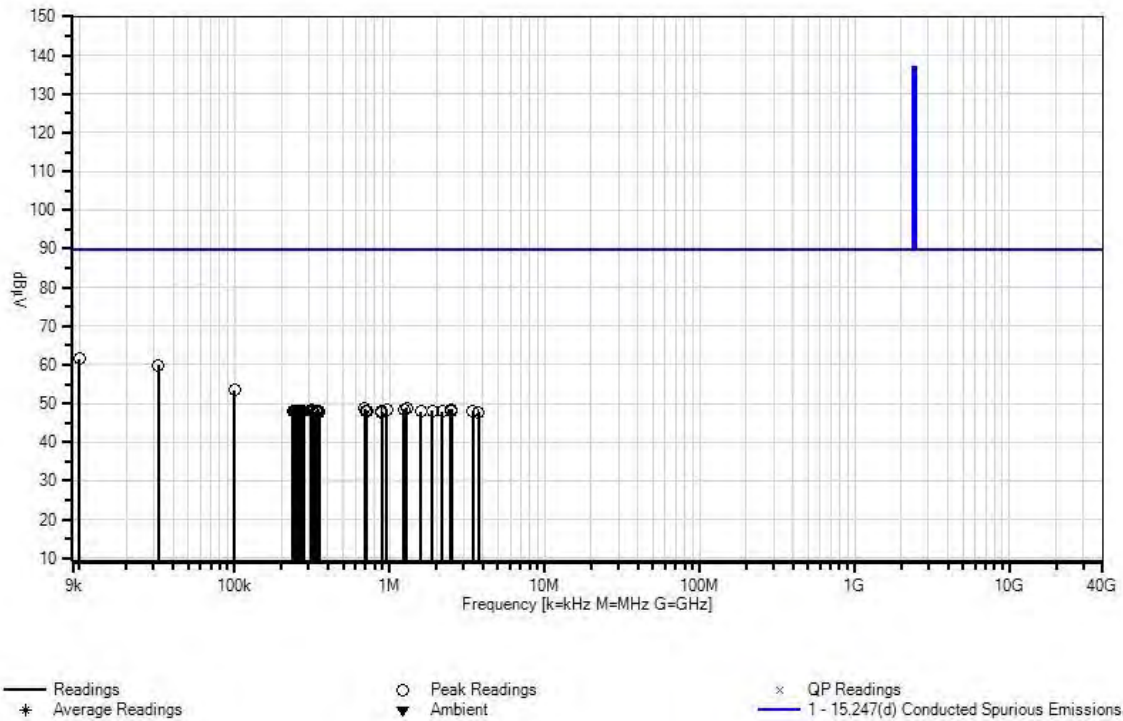
Reading listed by margin.

Test Distance: None

#	Freq MHz	Rdng dBμV	T1 dB	T2 dB			Dist Table	Corr dBμV	Spec dBμV	Margin dB	Polar Ant
1	10.000k	51.2	+10.3	+0.0			+0.0	61.5	89.9	-28.4	None
2	32.033k	49.5	+10.2	+0.2			+0.0	59.9	89.9	-30.0	None
3	100.000k	43.1	+10.2	+0.1			+0.0	53.4	89.9	-36.5	None
4	1.285M	38.3	+10.3	+0.2			+0.0	48.8	89.9	-41.1	None
5	1.292M	38.2	+10.3	+0.2			+0.0	48.7	89.9	-41.2	None
6	689.568k	38.0	+10.4	+0.2			+0.0	48.6	89.9	-41.3	None
7	2.477M	38.0	+10.3	+0.2			+0.0	48.5	89.9	-41.4	None
8	1.240M	38.0	+10.3	+0.2			+0.0	48.5	89.9	-41.4	None
9	2.496M	38.0	+10.3	+0.2			+0.0	48.5	89.9	-41.4	None
10	2.483M	38.0	+10.3	+0.2			+0.0	48.5	89.9	-41.4	None
11	962.393k	37.8	+10.4	+0.2			+0.0	48.4	89.9	-41.5	None
12	313.849k	37.8	+10.3	+0.2			+0.0	48.3	89.9	-41.6	None
13	337.425k	37.7	+10.3	+0.2			+0.0	48.2	89.9	-41.7	None
14	265.414k	37.7	+10.3	+0.2			+0.0	48.2	89.9	-41.7	None
15	2.490M	37.7	+10.3	+0.2			+0.0	48.2	89.9	-41.7	None
16	704.610k	37.7	+10.3	+0.2			+0.0	48.2	89.9	-41.7	None
17	314.498k	37.6	+10.3	+0.2			+0.0	48.1	89.9	-41.8	None
18	315.147k	37.6	+10.3	+0.2			+0.0	48.1	89.9	-41.8	None
19	262.603k	37.6	+10.3	+0.2			+0.0	48.1	89.9	-41.8	None
20	311.903k	37.6	+10.3	+0.2			+0.0	48.1	89.9	-41.8	None
21	1.887M	37.7	+10.3	+0.1			+0.0	48.1	89.9	-41.8	None
22	3.443M	37.6	+10.3	+0.2			+0.0	48.1	89.9	-41.8	None
23	320.331k	37.6	+10.3	+0.2			+0.0	48.1	89.9	-41.8	None
24	344.263k	37.6	+10.3	+0.2			+0.0	48.1	89.9	-41.8	None

25	888.545k	37.4	+10.4	+0.2	+0.0	48.0	89.9	-41.9	None
26	255.900k	37.5	+10.3	+0.2	+0.0	48.0	89.9	-41.9	None
27	260.009k	37.5	+10.3	+0.2	+0.0	48.0	89.9	-41.9	None
28	268.658k	37.5	+10.3	+0.2	+0.0	48.0	89.9	-41.9	None
29	245.089k	37.5	+10.3	+0.2	+0.0	48.0	89.9	-41.9	None
30	247.251k	37.5	+10.3	+0.2	+0.0	48.0	89.9	-41.9	None
31	252.657k	37.5	+10.3	+0.2	+0.0	48.0	89.9	-41.9	None
32	346.314k	37.5	+10.3	+0.2	+0.0	48.0	89.9	-41.9	None
33	706.662k	37.5	+10.3	+0.2	+0.0	48.0	89.9	-41.9	None
34	712.816k	37.5	+10.3	+0.2	+0.0	48.0	89.9	-41.9	None
35	278.821k	37.5	+10.3	+0.2	+0.0	48.0	89.9	-41.9	None
36	311.255k	37.5	+10.3	+0.2	+0.0	48.0	89.9	-41.9	None
37	322.382k	37.5	+10.3	+0.2	+0.0	48.0	89.9	-41.9	None
38	249.197k	37.4	+10.3	+0.2	+0.0	47.9	89.9	-42.0	None
39	251.792k	37.4	+10.3	+0.2	+0.0	47.9	89.9	-42.0	None
40	238.386k	37.4	+10.3	+0.2	+0.0	47.9	89.9	-42.0	None
41	248.549k	37.4	+10.3	+0.2	+0.0	47.9	89.9	-42.0	None
42	1.592M	37.6	+10.3	+0.0	+0.0	47.9	89.9	-42.0	None
43	2.194M	37.3	+10.4	+0.2	+0.0	47.9	89.9	-42.0	None
44	255.252k	37.4	+10.3	+0.2	+0.0	47.9	89.9	-42.0	None
45	342.211k	37.4	+10.3	+0.2	+0.0	47.9	89.9	-42.0	None
46	348.365k	37.3	+10.3	+0.2	+0.0	47.8	89.9	-42.1	None
47	256.549k	37.3	+10.3	+0.2	+0.0	47.8	89.9	-42.1	None
48	352.468k	37.3	+10.3	+0.2	+0.0	47.8	89.9	-42.1	None
49	3.737M	37.2	+10.4	+0.2	+0.0	47.8	89.9	-42.1	None
50	890.596k	37.2	+10.4	+0.2	+0.0	47.8	89.9	-42.1	None

CKC Laboratories, Inc Date: 7/22/2014 Time: 1:52:28 PM Leeo, Inc WO#: 95723
Test Distance: None Sequence#: 25



Test Location: CKC Laboratories, Inc. • 1120 Fulton Place • Fremont, CA 94539 • (510) 249-1170

Customer: **Leeo, Inc.**
 Specification: **15.247(d) Conducted Spurious Emissions**
 Work Order #: **95723** Date: 7/22/2014
 Test Type: **Conducted Spurious Emission** Time: 4:34:31 PM
 Equipment: **LED Nightlight** Sequence#: 40
 Manufacturer: Tested By: Hieu Song Nguyenpham
 Model: LNL9ZA1AB
 S/N: NSAA7000007

Test Equipment:

ID	Asset #	Description	Model	Calibration Date	Cal Due Date
	AN02668	Spectrum Analyzer	E4446A	2/22/2013	2/22/2015
T1	ANP06138	Cable	32022-29094K-29094K-72TC	8/2/2013	8/2/2015
T2	ANP05411	Attenuator	54A-10	1/15/2014	1/15/2016

Equipment Under Test (* = EUT):

Function	Manufacturer	Model #	S/N
LED Nightlight*		LNL9ZA1AB	NSAA7000007

Support Devices:

Function	Manufacturer	Model #	S/N
Laptop		A1398	None
Debug Board	Leeo, Inc.	None	None

Test Conditions / Notes:

Conducted Spurious Emission
 Frequency Range: 1000MHz to 25000MHz

Temperature: 22.6°C
 Humidity: 39%
 Pressure: 100.8kPa

Firmware: 0.1
 Application: Command Line Terminal
 Mode: Normal Operation
 Highest Generated Frequency: 2.4GHz
 RBW=100kHz
 VBW= 300kHz

Transmit frequency: 2.4GHz Band
 RF Output=17dBm
 Gain of the Antenna=-3dBi
 Number of Channel=11

The EUT is a fixed device. It is placed on a table and connected to a laptop in order to operate the EUT. The EUT is a smart nightlight with environmental sensors to monitor the quality of the indoor air and affects the air environment.

Note: The EUT is set to continuously transmit (WiFi on).
 N modulation type
 Middle Channel

Ext Attn: 0 dB

Measurement Data:

Reading listed by margin.

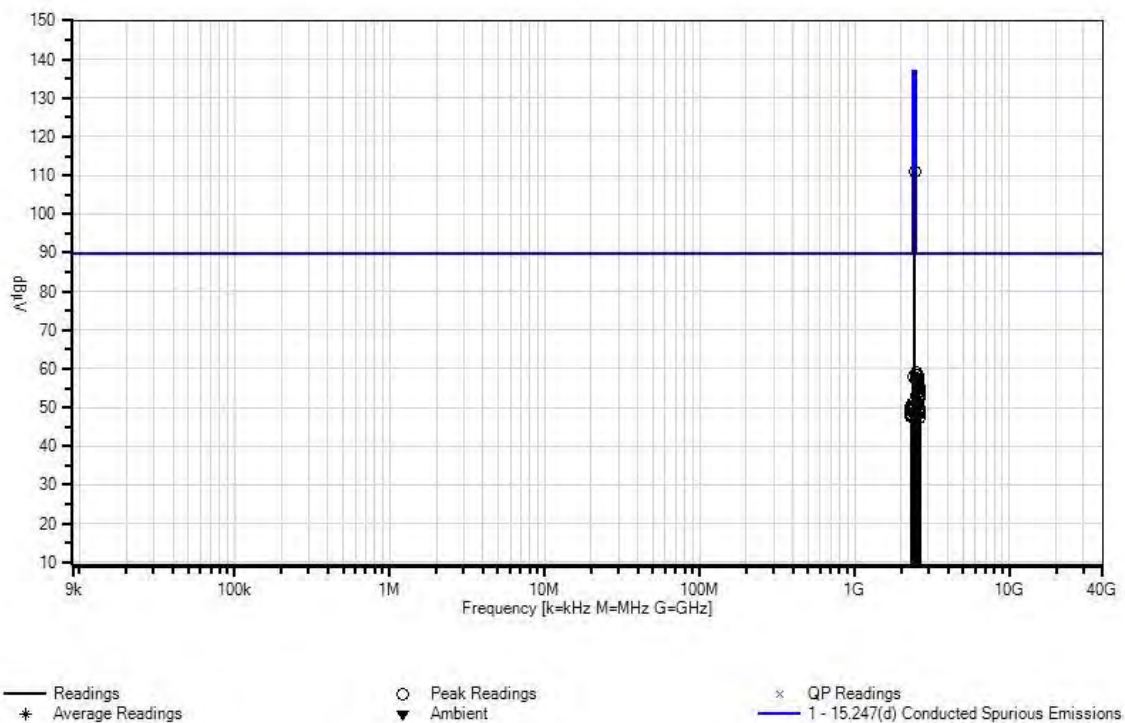
Test Distance: None

#	Freq MHz	Rdng dBμV	T1 dB	T2 dB			Dist Table	Corr dBμV	Spec dBμV	Margin dB	Polar Ant
1	2435.573M	100.5	+1.1	+9.3			+0.0	110.9	137.0	-26.1	None
2	2519.503M	48.7	+1.1	+9.3			+0.0	59.1	89.9	-30.8	None
3	2559.404M	48.0	+1.1	+9.3			+0.0	58.4	89.9	-31.5	None
4	2522.255M	47.9	+1.1	+9.3			+0.0	58.3	89.9	-31.6	None
5	2398.424M	47.5	+1.1	+9.3			+0.0	57.9	89.9	-32.0	None
6	2510.560M	47.3	+1.1	+9.3			+0.0	57.7	89.9	-32.2	None
7	2518.127M	47.1	+1.1	+9.3			+0.0	57.5	89.9	-32.4	None
8	2513.312M	47.0	+1.1	+9.3			+0.0	57.4	89.9	-32.5	None
9	2514.688M	47.0	+1.1	+9.3			+0.0	57.4	89.9	-32.5	None
10	2550.461M	46.7	+1.1	+9.3			+0.0	57.1	89.9	-32.8	None
11	2554.589M	46.5	+1.1	+9.3			+0.0	56.9	89.9	-33.0	None
12	2553.213M	46.4	+1.1	+9.3			+0.0	56.8	89.9	-33.1	None
13	2516.064M	46.3	+1.1	+9.3			+0.0	56.7	89.9	-33.2	None
14	2562.156M	46.1	+1.1	+9.3			+0.0	56.5	89.9	-33.4	None
15	2555.965M	46.0	+1.1	+9.3			+0.0	56.4	89.9	-33.5	None
16	2558.028M	45.8	+1.1	+9.3			+0.0	56.2	89.9	-33.7	None
17	2603.433M	45.0	+1.1	+9.3			+0.0	55.4	89.9	-34.5	None
18	2560.780M	44.9	+1.1	+9.3			+0.0	55.3	89.9	-34.6	None
19	2599.305M	44.6	+1.1	+9.3			+0.0	55.0	89.9	-34.9	None
20	2563.532M	44.4	+1.1	+9.3			+0.0	54.8	89.9	-35.1	None
21	2597.930M	43.9	+1.1	+9.3			+0.0	54.3	89.9	-35.6	None
22	2602.057M	43.5	+1.1	+9.3			+0.0	53.9	89.9	-36.0	None
23	2564.908M	43.4	+1.1	+9.3			+0.0	53.8	89.9	-36.1	None

24	2594.490M	42.9	+1.1	+9.3	+0.0	53.3	89.9	-36.6	None
25	2524.319M	42.8	+1.1	+9.3	+0.0	53.2	89.9	-36.7	None
26	2600.681M	42.3	+1.1	+9.3	+0.0	52.7	89.9	-37.2	None
27	2593.114M	42.2	+1.1	+9.3	+0.0	52.6	89.9	-37.3	None
28	2591.050M	42.0	+1.1	+9.3	+0.0	52.4	89.9	-37.5	None
29	2486.482M	40.7	+1.1	+9.3	+0.0	51.1	89.9	-38.8	None
30	2360.587M	40.5	+1.1	+9.3	+0.0	50.9	89.9	-39.0	None
31	2355.771M	39.9	+1.1	+9.3	+0.0	50.3	89.9	-39.6	None
32	2322.062M	39.9	+1.0	+9.3	+0.0	50.2	89.9	-39.7	None
33	2358.523M	39.7	+1.1	+9.3	+0.0	50.1	89.9	-39.8	None
34	2317.934M	39.6	+1.0	+9.3	+0.0	49.9	89.9	-40.0	None
35	2319.310M	39.6	+1.0	+9.3	+0.0	49.9	89.9	-40.0	None
36	2630.951M	39.5	+1.1	+9.3	+0.0	49.9	89.9	-40.0	None
37	2361.963M	39.4	+1.1	+9.3	+0.0	49.8	89.9	-40.1	None
38	2311.742M	39.3	+1.0	+9.3	+0.0	49.6	89.9	-40.3	None
39	2634.391M	38.9	+1.1	+9.3	+0.0	49.3	89.9	-40.6	None
40	2589.674M	38.8	+1.1	+9.3	+0.0	49.2	89.9	-40.7	None
41	2640.582M	38.8	+1.1	+9.3	+0.0	49.2	89.9	-40.7	None
42	2352.331M	38.7	+1.1	+9.3	+0.0	49.1	89.9	-40.8	None
43	2315.870M	38.7	+1.0	+9.3	+0.0	49.0	89.9	-40.9	None
44	2639.207M	38.4	+1.1	+9.3	+0.0	48.8	89.9	-41.1	None
45	2313.118M	38.1	+1.0	+9.3	+0.0	48.4	89.9	-41.5	None
46	2324.813M	38.1	+1.0	+9.3	+0.0	48.4	89.9	-41.5	None

47	2633.015M	38.0	+1.1	+9.3	+0.0	48.4	89.9	-41.5	None
48	2314.494M	37.9	+1.0	+9.3	+0.0	48.2	89.9	-41.7	None
49	2323.438M	37.3	+1.0	+9.3	+0.0	47.6	89.9	-42.3	None
50	2643.334M	37.0	+1.1	+9.3	+0.0	47.4	89.9	-42.5	None

CKC Laboratories, Inc Date: 7/22/2014 Time: 4:34:31 PM Leeo, Inc WO#: 95723
Test Distance: None Sequence#: 40



Test Location: CKC Laboratories, Inc. • 1120 Fulton Place • Fremont, CA 94539 • (510) 249-1170

Customer: **Leeo, Inc.**
 Specification: **15.247(d) Conducted Spurious Emissions**
 Work Order #: **95723** Date: 7/22/2014
 Test Type: **Conducted Spurious Emission** Time: 2:00:03 PM
 Equipment: **LED Nightlight** Sequence#: 26
 Manufacturer: Tested By: Hieu Song Nguyenpham
 Model: LNL9ZA1AB
 S/N: NSAA7000007

Test Equipment:

ID	Asset #	Description	Model	Calibration Date	Cal Due Date
T1	ANP06467	Attenuator	PE7014-10	5/24/2013	5/24/2015
	AN02668	Spectrum Analyzer	E4446A	2/22/2013	2/22/2015
T2	ANP06138	Cable	32022-29094K-29094K-72TC	8/2/2013	8/2/2015

Equipment Under Test (* = EUT):

Function	Manufacturer	Model #	S/N
LED Nightlight*		LNL9ZA1AB	NSAA7000007

Support Devices:

Function	Manufacturer	Model #	S/N
Laptop		A1398	None
Debug Board	Leeo, Inc.	None	None

Test Conditions / Notes:

Conducted Spurious Emission
 Frequency Range: 9kHz to 1000MHz

Temperature: 22.6°C
 Humidity: 39%
 Pressure: 100.8kPa

Firmware: 0.1
 Application: Command Line Terminal
 Mode: Normal Operation
 Highest Generated Frequency: 2.4GHz
 RBW=100kHz
 VBW= 300kHz

Transmit frequency: 2.4GHz Band
 RF Output=17dBm
 Gain of the Antenna=-3dBi
 Number of Channel=11

The EUT is a fixed device. It is placed on a table and connected to a laptop in order to operate the EUT. The EUT is a smart nightlight with environmental sensors to monitor the quality of the indoor air and affects the air environment.

Note: The EUT is set to continuously transmit (WiFi on).
 N modulation type
 High Channel

Ext Attn: 0 dB

Measurement Data:

Reading listed by margin.

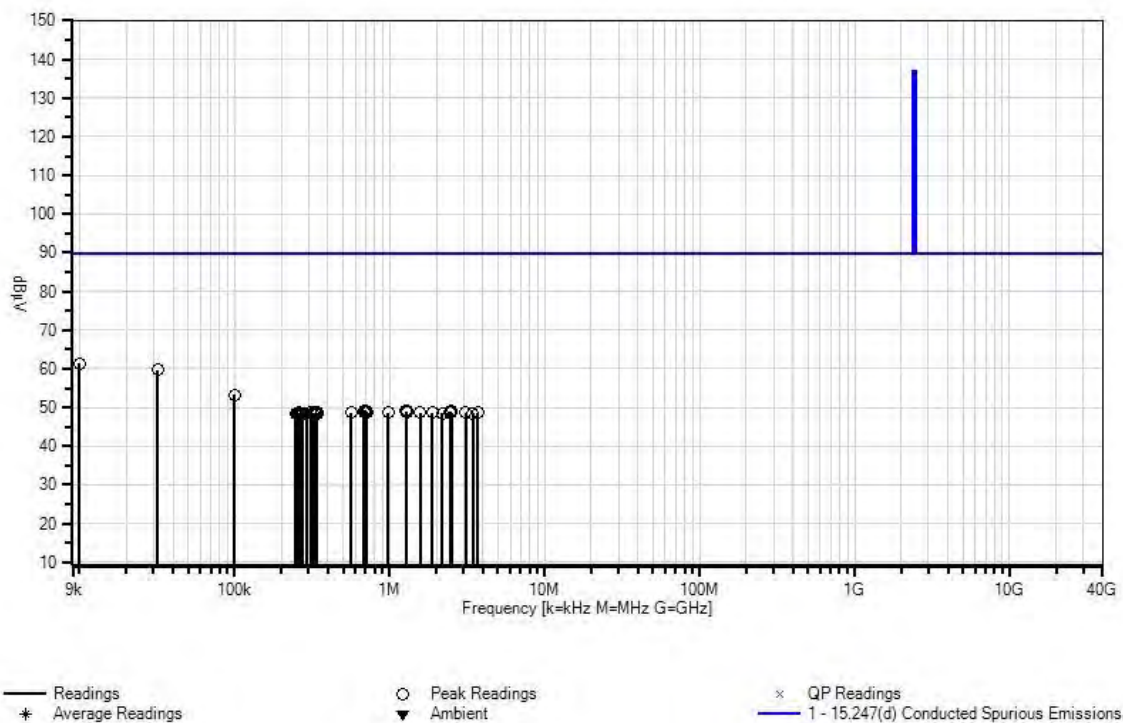
Test Distance: None

#	Freq MHz	Rdng dBμV	T1 dB	T2 dB			Dist Table	Corr dBμV	Spec dBμV	Margin dB	Polar Ant
1	10.000k	51.1	+10.3	+0.0			+0.0	61.4	89.9	-28.5	None
2	31.760k	49.3	+10.2	+0.2			+0.0	59.7	89.9	-30.2	None
3	100.000k	42.9	+10.2	+0.1			+0.0	53.2	89.9	-36.7	None
4	682.730k	38.6	+10.4	+0.2			+0.0	49.2	89.9	-40.7	None
5	690.935k	38.6	+10.4	+0.2			+0.0	49.2	89.9	-40.7	None
6	692.986k	38.6	+10.4	+0.2			+0.0	49.2	89.9	-40.7	None
7	1.281M	38.6	+10.3	+0.2			+0.0	49.1	89.9	-40.8	None
8	701.875k	38.4	+10.4	+0.2			+0.0	49.0	89.9	-40.9	None
9	688.884k	38.4	+10.4	+0.2			+0.0	49.0	89.9	-40.9	None
10	1.275M	38.5	+10.3	+0.2			+0.0	49.0	89.9	-40.9	None
11	2.485M	38.5	+10.3	+0.2			+0.0	49.0	89.9	-40.9	None
12	2.479M	38.5	+10.3	+0.2			+0.0	49.0	89.9	-40.9	None
13	710.081k	38.4	+10.3	+0.2			+0.0	48.9	89.9	-41.0	None
14	684.781k	38.3	+10.4	+0.2			+0.0	48.9	89.9	-41.0	None
15	2.492M	38.4	+10.3	+0.2			+0.0	48.9	89.9	-41.0	None
16	1.288M	38.4	+10.3	+0.2			+0.0	48.9	89.9	-41.0	None
17	332.639k	38.2	+10.3	+0.2			+0.0	48.7	89.9	-41.2	None
18	324.433k	38.2	+10.3	+0.2			+0.0	48.7	89.9	-41.2	None
19	686.832k	38.1	+10.4	+0.2			+0.0	48.7	89.9	-41.2	None
20	2.507M	38.2	+10.3	+0.2			+0.0	48.7	89.9	-41.2	None
21	1.889M	38.3	+10.3	+0.1			+0.0	48.7	89.9	-41.2	None
22	2.514M	38.1	+10.3	+0.2			+0.0	48.6	89.9	-41.3	None
23	2.498M	38.1	+10.3	+0.2			+0.0	48.6	89.9	-41.3	None

24	3.723M	38.0	+10.4	+0.2	+0.0	48.6	89.9	-41.3	None
25	3.108M	38.4	+10.2	+0.0	+0.0	48.6	89.9	-41.3	None
26	341.528k	38.1	+10.3	+0.2	+0.0	48.6	89.9	-41.3	None
27	563.070k	38.0	+10.4	+0.2	+0.0	48.6	89.9	-41.3	None
28	326.485k	38.1	+10.3	+0.2	+0.0	48.6	89.9	-41.3	None
29	260.874k	38.1	+10.3	+0.2	+0.0	48.6	89.9	-41.3	None
30	309.957k	38.1	+10.3	+0.2	+0.0	48.6	89.9	-41.3	None
31	703.927k	38.1	+10.3	+0.2	+0.0	48.6	89.9	-41.3	None
32	2.466M	38.1	+10.3	+0.2	+0.0	48.6	89.9	-41.3	None
33	2.473M	38.1	+10.3	+0.2	+0.0	48.6	89.9	-41.3	None
34	1.573M	38.3	+10.3	+0.0	+0.0	48.6	89.9	-41.3	None
35	712.132k	38.1	+10.3	+0.2	+0.0	48.6	89.9	-41.3	None
36	976.752k	38.0	+10.4	+0.2	+0.0	48.6	89.9	-41.3	None
37	262.171k	38.0	+10.3	+0.2	+0.0	48.5	89.9	-41.4	None
38	266.279k	38.0	+10.3	+0.2	+0.0	48.5	89.9	-41.4	None
39	271.685k	38.0	+10.3	+0.2	+0.0	48.5	89.9	-41.4	None
40	254.171k	38.0	+10.3	+0.2	+0.0	48.5	89.9	-41.4	None
41	247.251k	38.0	+10.3	+0.2	+0.0	48.5	89.9	-41.4	None
42	248.765k	38.0	+10.3	+0.2	+0.0	48.5	89.9	-41.4	None
43	253.522k	38.0	+10.3	+0.2	+0.0	48.5	89.9	-41.4	None
44	339.476k	38.0	+10.3	+0.2	+0.0	48.5	89.9	-41.4	None
45	2.181M	37.9	+10.4	+0.2	+0.0	48.5	89.9	-41.4	None
46	3.443M	38.0	+10.3	+0.2	+0.0	48.5	89.9	-41.4	None

47	319.647k	38.0	+10.3	+0.2	+0.0	48.5	89.9	-41.4	None
48	272.982k	38.0	+10.3	+0.2	+0.0	48.5	89.9	-41.4	None
49	275.577k	38.0	+10.3	+0.2	+0.0	48.5	89.9	-41.4	None
50	288.767k	38.0	+10.3	+0.2	+0.0	48.5	89.9	-41.4	None

CKC Laboratories, Inc Date: 7/22/2014 Time: 2:00:03 PM Leeo, Inc WO#: 95723
Test Distance: None Sequence#: 26



Test Location: CKC Laboratories, Inc. • 1120 Fulton Place • Fremont, CA 94539 • (510) 249-1170

Customer: **Leeo, Inc.**
 Specification: **15.247(d) Conducted Spurious Emissions**
 Work Order #: **95723** Date: 7/22/2014
 Test Type: **Conducted Spurious Emission** Time: 4:44:15 PM
 Equipment: **LED Nightlight** Sequence#: 41
 Manufacturer: Tested By: Hieu Song Nguyenpham
 Model: LNL9ZA1AB
 S/N: NSAA7000007

Test Equipment:

ID	Asset #	Description	Model	Calibration Date	Cal Due Date
	AN02668	Spectrum Analyzer	E4446A	2/22/2013	2/22/2015
T1	ANP06138	Cable	32022-29094K-29094K-72TC	8/2/2013	8/2/2015
T2	ANP05411	Attenuator	54A-10	1/15/2014	1/15/2016

Equipment Under Test (* = EUT):

Function	Manufacturer	Model #	S/N
LED Nightlight*		LNL9ZA1AB	NSAA7000007

Support Devices:

Function	Manufacturer	Model #	S/N
Laptop		A1398	None
Debug Board	Leeo, Inc.	None	None

Test Conditions / Notes:

Conducted Spurious Emission
 Frequency Range: 1000MHz to 25000MHz

Temperature: 22.6°C
 Humidity: 39%
 Pressure: 100.8kPa

Firmware: 0.1
 Application: Command Line Terminal
 Mode: Normal Operation
 Highest Generated Frequency: 2.4 GHz
 RBW=100kHz
 VBW= 300kHz

Transmit frequency: 2.4GHz Band
 RF Output=17dBm
 Gain of the Antenna=-3dBi
 Number of Channel=11

The EUT is a fixed device. It is placed on a table and connected to a laptop in order to operate the EUT. The EUT is a smart nightlight with environmental sensors to monitor the quality of the indoor air and affects the air environment.

Note: The EUT is set to continuously transmit (WiFi on).
 N modulation type
 High Channel

Ext Attn: 0 dB

Measurement Data:

Reading listed by margin.

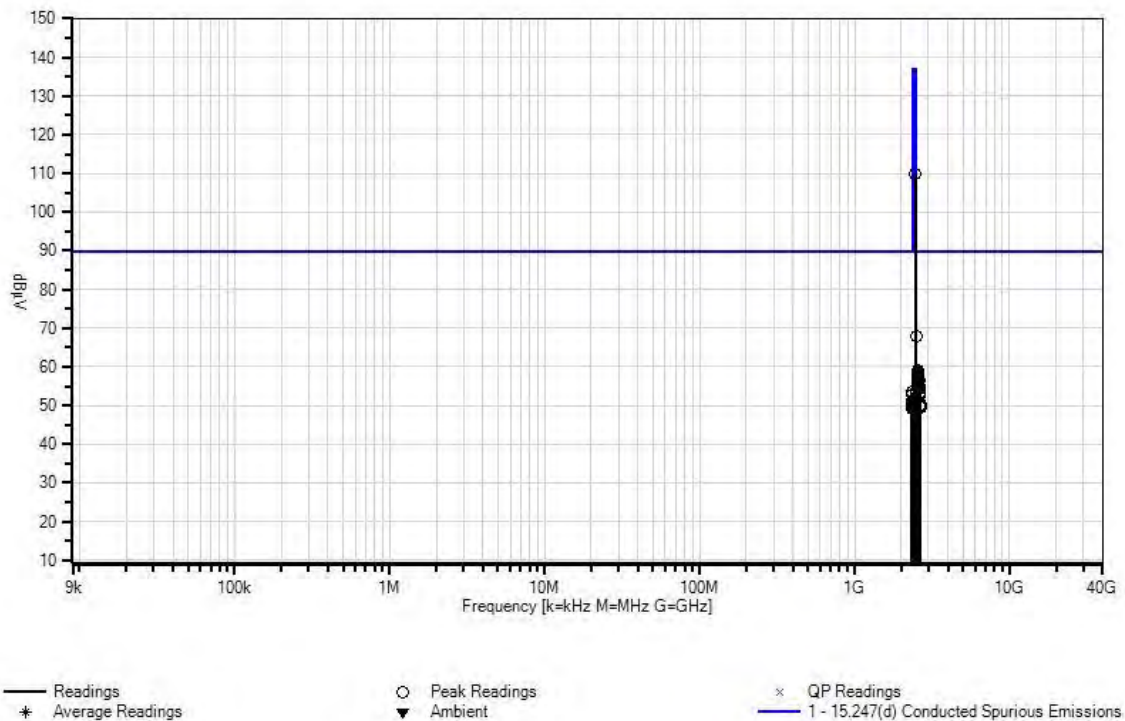
Test Distance: None

#	Freq MHz	Rdng dBμV	T1 dB	T2 dB			Dist Table	Corr dBμV	Spec dBμV	Margin dB	Polar Ant
1	2484.418M	57.5	+1.1	+9.3			+0.0	67.9	89.9	-22.0	None
2	2464.467M	99.5	+1.1	+9.3			+0.0	109.9	137.0	-27.1	None
3	2536.702M	48.7	+1.1	+9.3			+0.0	59.1	89.9	-30.8	None
4	2539.454M	48.2	+1.1	+9.3			+0.0	58.6	89.9	-31.3	None
5	2577.291M	48.1	+1.1	+9.3			+0.0	58.5	89.9	-31.4	None
6	2545.645M	47.6	+1.1	+9.3			+0.0	58.0	89.9	-31.9	None
7	2579.355M	47.6	+1.1	+9.3			+0.0	58.0	89.9	-31.9	None
8	2540.830M	47.2	+1.1	+9.3			+0.0	57.6	89.9	-32.3	None
9	2542.894M	47.1	+1.1	+9.3			+0.0	57.5	89.9	-32.4	None
10	2549.773M	47.1	+1.1	+9.3			+0.0	57.5	89.9	-32.4	None
11	2583.483M	47.0	+1.1	+9.3			+0.0	57.4	89.9	-32.5	None
12	2585.546M	46.6	+1.1	+9.3			+0.0	57.0	89.9	-32.9	None
13	2580.731M	46.5	+1.1	+9.3			+0.0	56.9	89.9	-33.0	None
14	2538.078M	46.4	+1.1	+9.3			+0.0	56.8	89.9	-33.1	None
15	2544.269M	46.4	+1.1	+9.3			+0.0	56.8	89.9	-33.1	None
16	2589.674M	46.1	+1.1	+9.3			+0.0	56.5	89.9	-33.4	None
17	2547.021M	45.8	+1.1	+9.3			+0.0	56.2	89.9	-33.7	None
18	2548.397M	45.8	+1.1	+9.3			+0.0	56.2	89.9	-33.7	None
19	2586.922M	45.4	+1.1	+9.3			+0.0	55.8	89.9	-34.1	None
20	2626.823M	44.8	+1.1	+9.3			+0.0	55.2	89.9	-34.7	None
21	2534.638M	44.7	+1.1	+9.3			+0.0	55.1	89.9	-34.8	None
22	2623.384M	44.6	+1.1	+9.3			+0.0	55.0	89.9	-34.9	None
23	2575.915M	44.3	+1.1	+9.3			+0.0	54.7	89.9	-35.2	None

24	2588.298M	44.2	+1.1	+9.3	+0.0	54.6	89.9	-35.3	None
25	2619.256M	44.1	+1.1	+9.3	+0.0	54.5	89.9	-35.4	None
26	2574.539M	43.9	+1.1	+9.3	+0.0	54.3	89.9	-35.6	None
27	2617.192M	43.9	+1.1	+9.3	+0.0	54.3	89.9	-35.6	None
28	2620.632M	43.8	+1.1	+9.3	+0.0	54.2	89.9	-35.7	None
29	2375.722M	43.0	+1.1	+9.3	+0.0	53.4	89.9	-36.5	None
30	2508.496M	43.0	+1.1	+9.3	+0.0	53.4	89.9	-36.5	None
31	2629.575M	42.9	+1.1	+9.3	+0.0	53.3	89.9	-36.6	None
32	2335.821M	42.5	+1.1	+9.3	+0.0	52.9	89.9	-37.0	None
33	2625.448M	42.2	+1.1	+9.3	+0.0	52.6	89.9	-37.3	None
34	2614.440M	42.1	+1.1	+9.3	+0.0	52.5	89.9	-37.4	None
35	2342.012M	41.0	+1.1	+9.3	+0.0	51.4	89.9	-38.5	None
36	2378.474M	40.8	+1.1	+9.3	+0.0	51.2	89.9	-38.7	None
37	2344.764M	40.6	+1.1	+9.3	+0.0	51.0	89.9	-38.9	None
38	2384.665M	40.6	+1.1	+9.3	+0.0	51.0	89.9	-38.9	None
39	2388.105M	40.2	+1.1	+9.3	+0.0	50.6	89.9	-39.3	None
40	2381.913M	40.0	+1.1	+9.3	+0.0	50.4	89.9	-39.5	None
41	2663.285M	39.7	+1.1	+9.3	+0.0	50.1	89.9	-39.8	None
42	2383.289M	39.5	+1.1	+9.3	+0.0	49.9	89.9	-40.0	None
43	2338.572M	39.4	+1.1	+9.3	+0.0	49.8	89.9	-40.1	None
44	2660.533M	39.4	+1.1	+9.3	+0.0	49.8	89.9	-40.1	None
45	2615.816M	39.3	+1.1	+9.3	+0.0	49.7	89.9	-40.2	None
46	2657.093M	39.3	+1.1	+9.3	+0.0	49.7	89.9	-40.2	None
47	2666.725M	39.2	+1.1	+9.3	+0.0	49.6	89.9	-40.3	None

48	2343.388M	39.1	+1.1	+9.3	+0.0	49.5	89.9	-40.4	None
49	2346.828M	39.0	+1.1	+9.3	+0.0	49.4	89.9	-40.5	None
50	2340.636M	38.6	+1.1	+9.3	+0.0	49.0	89.9	-40.9	None

CKC Laboratories, Inc Date: 7/22/2014 Time: 4:44:15 PM Leeo, Inc WO#: 95723
 Test Distance: None Sequence#: 41



15.247 Field Strength of Radiated Spurious Emissions and Bandedge

Test Conditions / Setup

Test Location: CKC Laboratories, Inc. • 1120 Fulton Place • Fremont, CA 94539 • (510) 249-1170

Customer: **Leeo, Inc.**

Specification: **15.247(d) / 15.209 Radiated Spurious Emissions**

Work Order #: **95723**

Date: 7/25/2014

Test Type: **Radiated Scan**

Time: 16:28:26

Equipment: **LED Nightlight**

Sequence#: 200

Manufacturer:

Tested By: Hieu Song Nguyenpham

Model: LNL9ZA1AB

S/N: NSAA7000007

Test Equipment:

ID	Asset #	Description	Model	Calibration Date	Cal Due Date
	AN02668	Spectrum Analyzer	E4446A	2/22/2013	2/22/2015
	ANP00880	Cable	RG214U	6/13/2014	6/13/2016
	ANP05300	Cable	RG214/U	3/25/2013	3/25/2015
	AN00432	Loop Antenna	6502	4/2/2013	4/2/2015

Equipment Under Test (* = EUT):

Function	Manufacturer	Model #	S/N
LED Nightlight*		LNL9ZA1AB	NSAA7000007

Support Devices:

Function	Manufacturer	Model #	S/N
Laptop	Apple	A1398	None
Router	TP-LINK	TL-WR740N	119A1710268

Test Conditions / Notes:

Radiated Spurious Emission
Frequency Range: 9kHz to 30MHz

Temperature: 22.6°C
Humidity: 39%
Pressure: 100.8kPa

Firmware: 0.1
Application: Command Line Terminal
Mode: Normal Operation
Highest Generated Frequency: 2.4 GHz
Transmit frequency: 2.4GHz Band
RF Output=19dBm
Gain of the Antenna=-3dBi
Number of Channel = 11

9 kHz -150kHz;RBW=200Hz,VBW=200Hz;
150 kHz-30MHz;RBW=9kHz,VBW=9kHz;
30 MHz-1000MHz;RBW=120kHz,VBW=120kHz,
1000 MHz-25,000MHz;RBW=1MHz,VBW=1MHz.

The EUT is a fixed device. It is place on an 80 cm table. The EUT is a smart nightlight with environmental sensors to monitor the quality of the indoor air and affects the air environment.

Note: The EUT is set to continuously transmit (WiFi on).
B Modulation Type (2Mbps)
Low Channel

NO EUT EMISSIONS DETECTED WITHIN 20dB THE LIMIT.

Test Location: CKC Laboratories, Inc. • 1120 Fulton Place • Fremont, CA 94539 • (510) 249-1170

Customer: **Leeo, Inc.**

Specification: **15.247(d) / 15.209 Radiated Spurious Emissions**

Work Order #: **95723**

Date: 7/25/2014

Test Type: **Radiated Scan**

Time: 09:06:19

Equipment: **LED Nightlight**

Sequence#: 166

Manufacturer:

Tested By: Hieu Song Nguyenpham

Model: LNL9ZA1AB

S/N: NSAA7000007

Test Equipment:

ID	Asset #	Description	Model	Calibration Date	Cal Due Date
	AN02668	Spectrum Analyzer	E4446A	2/22/2013	2/22/2015
T1	AN00730	Preamp	8447D	1/17/2013	1/17/2015
T2	AN00852	Biconilog Antenna	CBL 6111C	11/28/2012	11/28/2014
T3	ANP00880	Cable	RG214U	6/13/2014	6/13/2016
T4	ANP01183	Cable	CNT-195	9/3/2013	9/3/2015
T5	ANP05300	Cable	RG214/U	3/25/2013	3/25/2015

Equipment Under Test (* = EUT):

Function	Manufacturer	Model #	S/N
LED Nightlight*		LNL9ZA1AB	NSAA7000007

Support Devices:

Function	Manufacturer	Model #	S/N
Laptop	Apple	A1398	None
Router	TP-LINK	TL-WR740N	119A1710268

Test Conditions / Notes:

Radiated Spurious Emission
Frequency Range: 30MHz to 1000MHz
Temperature: 22.6°C
Humidity: 39%
Pressure: 100.8kPa

Firmware: 0.1
Application: Command Line Terminal
Mode: Normal Operation
Highest Generated Frequency: 2.4 GHz
Transmit frequency: 2.4GHz Band
RF Output=19dBm
Gain of the Antenna=-3dBi
Number of Channel = 11

9 kHz -150kHz;RBW=200Hz,VBW=200Hz;
150 kHz-30MHz;RBW=9kHz,VBW=9kHz;
30 MHz-1000MHz;RBW=120kHz,VBW=120kHz,
1000 MHz-25,000MHz;RBW=1MHz,VBW=1MHz.

The EUT is a fixed device. It is place on an 80 cm table. The EUT is a smart nightlight with environmental sensors to monitor the quality of the indoor air and affects the air environment.

Note: The EUT is set to continuously transmit (WiFi on).
B Modulation Type (2Mbps)
Low Channel

Ext Attn: 0 dB

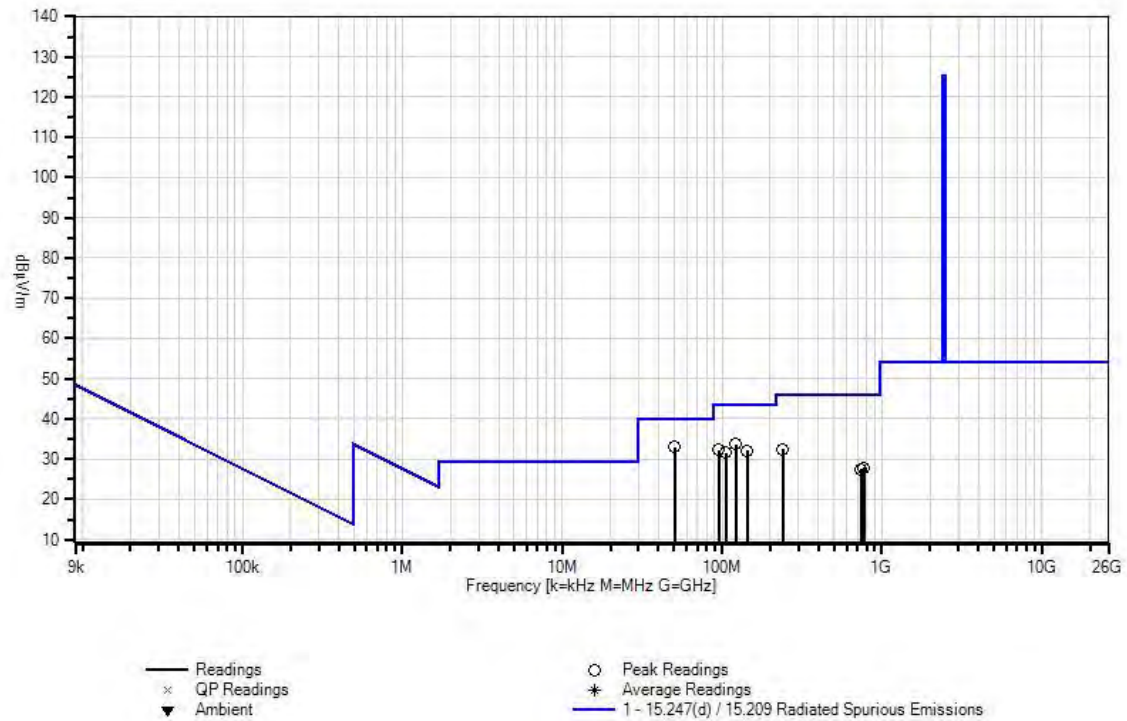
Measurement Data:

Reading listed by margin.

Test Distance: 3 Meters

#	Freq MHz	Rdng dBμV	T1 T5 dB	T2 dB	T3 dB	T4 dB	Dist Table	Corr dBμV/m	Spec dBμV/m	Margin dB	Polar Ant
1	50.564M	50.2	-27.0 +0.2	+8.7	+0.6	+0.3	+0.0	33.0	40.0	-7.0	Vert
2	121.654M	47.7	-27.0 +0.3	+11.4	+1.0	+0.3	+0.0	33.7	43.5	-9.8	Horiz
3	95.551M	48.4	-27.1 +0.3	+9.5	+0.9	+0.3	+0.0	32.3	43.5	-11.2	Vert
4	143.396M	45.9	-26.8 +0.3	+11.2	+1.1	+0.4	+0.0	32.1	43.5	-11.4	Horiz
5	105.077M	46.8	-27.1 +0.3	+10.5	+0.9	+0.2	+0.0	31.6	43.5	-11.9	Vert
6	239.972M	45.6	-27.0 +0.4	+11.3	+1.5	+0.6	+0.0	32.4	46.0	-13.6	Horiz
7	767.419M	28.2	-26.8 +0.8	+21.6	+2.9	+1.2	+0.0	27.9	46.0	-18.1	Horiz
8	742.795M	28.0	-26.9 +0.8	+21.7	+2.8	+1.1	+0.0	27.5	46.0	-18.5	Vert

CKC Laboratories, Inc Date: 7/25/2014 Time: 09:06:19 Leo, Inc WO#: 95723
 Test Distance: 3 Meters Sequence#: 166



Test Location: CKC Laboratories, Inc. • 1120 Fulton Place • Fremont, CA 94539 • (510) 249-1170

Customer: **Leeo, Inc.**

Specification: **15.247(d) / 15.209 Radiated Spurious Emissions**

Work Order #: **95723**

Date: 7/23/2014

Test Type: **Radiated Scan**

Time: 09:54:51

Equipment: **LED Nightlight**

Sequence#: 50

Manufacturer:

Tested By: Hieu Song Nguyenpham

Model: LNL9ZA1AB

S/N: NSAA7000007

Test Equipment:

ID	Asset #	Description	Model	Calibration Date	Cal Due Date
T1	AN02157	Horn Antenna-ANSI C63.5	3115	1/23/2013	1/23/2015
T2	AN03302	Cable	32026-29094K-29094K-72TC	3/24/2014	3/24/2016
T3	ANP01210	Cable	FSJ1P-50A-4A	2/19/2013	2/19/2015
	AN02668	Spectrum Analyzer	E4446A	2/22/2013	2/22/2015
T4	AN03114	Preamp	AMF-7D-00101800-30-10P	4/11/2013	4/11/2015
T5	AN03015	Cable	32022-2-29094K-24TC	5/6/2013	5/6/2015
T6	AN03309	High Pass Filter	11SH10-3000/T10000-O/O	4/2/2014	4/2/2016

Equipment Under Test (* = EUT):

Function	Manufacturer	Model #	S/N
LED Nightlight*		LNL9ZA1AB	NSAA7000007

Support Devices:

Function	Manufacturer	Model #	S/N
Laptop	Apple	A1398	None
Router	TP-LINK	TL-WR740N	119A1710268

Test Conditions / Notes:

Radiated Spurious Emission
Frequency Range: 1000MHz to 12000MHz

Temperature: 22.6°C

Humidity: 39%

Pressure: 100.8kPa

Firmware: 0.1

Mode: Normal Operation

Highest Generated Frequency: 2.4 GHz

Transmit frequency: 2.4GHz Band

RF Output=19dBm

Gain of the Antenna=-3dBi

Number of Channel = 11

9 kHz -150kHz;RBW=200Hz,VBW=200Hz;
150 kHz-30MHz;RBW=9kHz,VBW=9kHz;
30 MHz-1000MHz;RBW=120kHz,VBW=120kHz,
1000 MHz-25,000MHz;RBW=1MHz,VBW=1MHz.

The EUT is a fixed device. It is place on an 80 cm table. The EUT is a smart nightlight with environmental sensors to monitor the quality of the indoor air and affects the air environment.

Note: The EUT is set to continuously transmit (WiFi on).

B Modulation Type (2Mbps)

Low Channel

Ext Attn: 0 dB

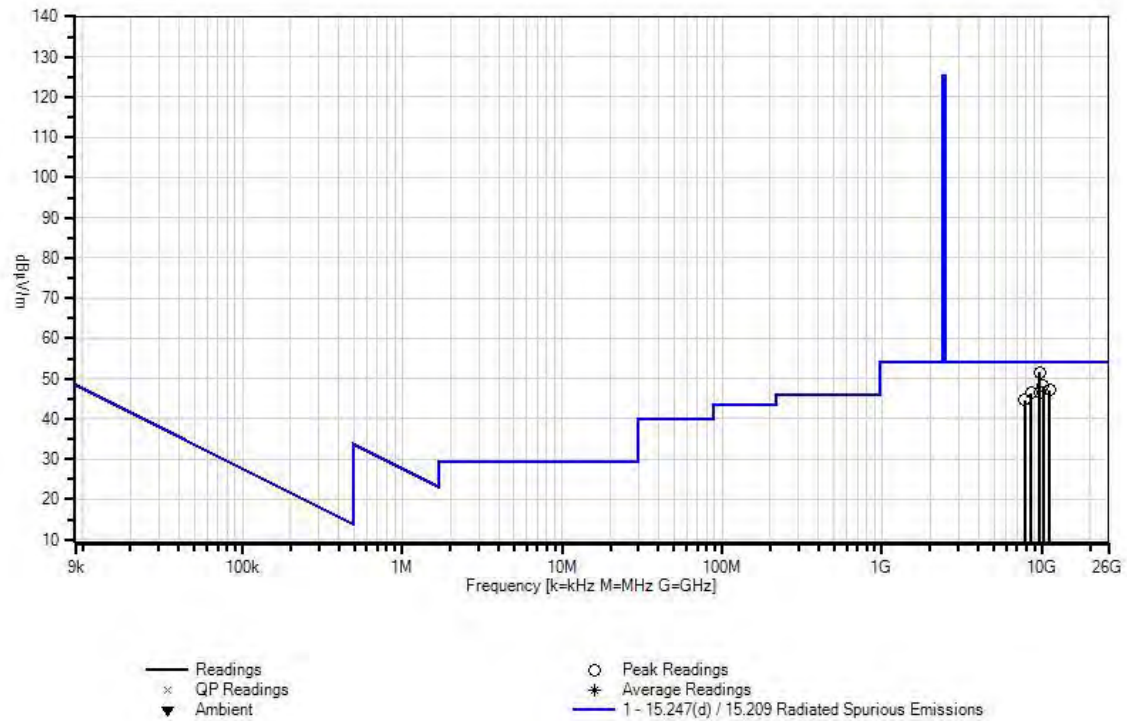
Measurement Data:

Reading listed by margin.

Test Distance: 3 Meters

#	Freq	Rdng	T1 T5	T2 T6	T3	T4	Dist	Corr	Spec	Margin	Polar
	MHz	dB μ V	dB	dB	dB	dB	Table	dB μ V/m	dB μ V/m	dB	Ant
1	9647.641M	60.1	+38.7 +1.3	+2.4 +0.2	+6.2	-57.4	+0.0	51.5	54.0	-2.5	Vert
2	10200.193 M	56.5	+39.7 +1.3	+2.5 +0.2	+6.2	-58.2	+0.0	48.2	54.0	-5.8	Vert
3	11157.792 M	55.3	+38.9 +1.2	+2.6 +0.2	+6.2	-57.3	+0.0	47.1	54.0	-6.9	Vert
4	9716.710M	55.1	+38.9 +1.3	+2.4 +0.2	+6.2	-57.5	+0.0	46.6	54.0	-7.4	Horiz
5	8573.568M	56.0	+37.5 +1.5	+2.3 +0.3	+5.6	-56.7	+0.0	46.5	54.0	-7.5	Horiz
6	7819.815M	57.4	+36.6 +1.2	+2.1 +0.2	+5.5	-58.4	+0.0	44.6	54.0	-9.4	Horiz

CKC Laboratories, Inc Date: 7/23/2014 Time: 09:54:51 Leo, Inc WO#: 95723
 Test Distance: 3 Meters Sequence#: 50



Test Location: CKC Laboratories, Inc. • 1120 Fulton Place • Fremont, CA 94539 • (510) 249-1170

Customer: **Leeo, Inc.**
 Specification: **15.247(d) / 15.209 Radiated Spurious Emissions**
 Work Order #: **95723** Date: 7/23/2014
 Test Type: **Radiated Scan** Time: 16:40:56
 Equipment: **LED Nightlight** Sequence#: 95
 Manufacturer: Tested By: Hieu Song Nguyenpham
 Model: LNL9ZA1AB
 S/N: NSAA7000007

Test Equipment:

ID	Asset #	Description	Model	Calibration Date	Cal Due Date
	AN02668	Spectrum Analyzer	E4446A	2/22/2013	2/22/2015
T1	AN03143	Cable	32022-29094K-144TC	8/2/2013	8/2/2015
T2	ANP00928	Cable	various	1/23/2014	1/23/2016
T3	ANP06138	Cable	32022-29094K-29094K-72TC	8/2/2013	8/2/2015
T4	AN02693	Active Horn Antenna	AMFW-5F-18002650-20-10P	2/21/2013	2/21/2015

Equipment Under Test (* = EUT):

Function	Manufacturer	Model #	S/N
LED Nightlight*		LNL9ZA1AB	NSAA7000007

Support Devices:

Function	Manufacturer	Model #	S/N
Laptop	Apple	A1398	None
Router	TP-LINK	TL-WR740N	119A1710268

Test Conditions / Notes:

Radiated Spurious Emission
Frequency Range: 12000MHz to 18000MHz

Temperature: 22.6°C
Humidity: 39%
Pressure: 100.8kPa

Firmware: 0.1
Application: Command Line Terminal
Mode: Normal Operation
Highest Generated Frequency: 2.4 GHz
Transmit frequency: 2.4GHz Band
RF Output=19dBm
Gain of the Antenna=-3dBi
Number of Channel = 11

9kHz -150kHz;RBW=200Hz,VBW=200Hz;
150kHz-30MHz;RBW=9kHz,VBW=9kHz;
30MHz-1000MHz;RBW=120kHz,VBW=120kHz,
1000MHz-25,000MHz;RBW=1MHz,VBW=1MHz.

The EUT is a fixed device. It is place on an 80 cm table. The EUT is a smart nightlight with environmental sensors to monitor the quality of the indoor air and affects the air environment.
Note: The EUT is set to continuously transmit (WiFi on).
B Modulation Type (2Mbps)
Low Channel

Ext Attn: 0 dB

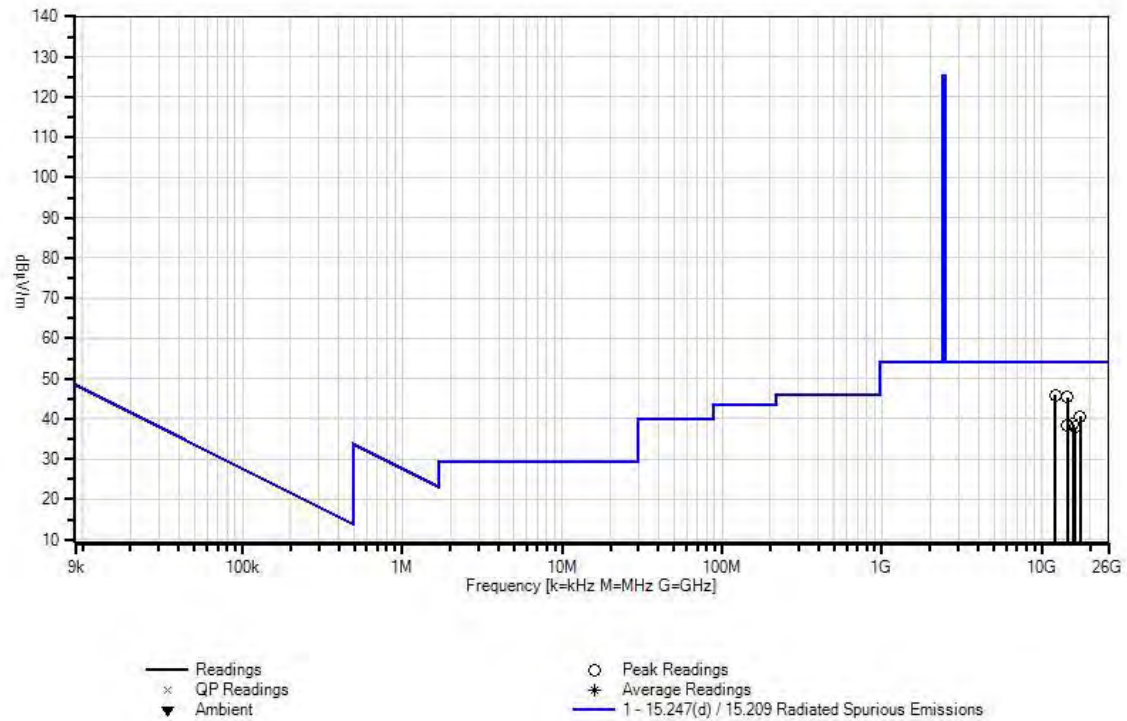
Measurement Data:

Reading listed by margin.

Test Distance: 3 Meters

#	Freq MHz	Rdng dBμV	T1 dB	T2 dB	T3 dB	T4 dB	Dist Table	Corr dBμV/m	Spec dBμV/m	Margin dB	Polar Ant
1	12060.169 M	52.0	+5.4	+0.9	+2.5	-14.9	+0.0	45.9	54.0	-8.1	Vert
2	14471.674 M	51.1	+6.0	+0.8	+2.8	-15.4	+0.0	45.3	54.0	-8.7	Vert
3	17298.994 M	45.0	+6.5	+0.7	+3.0	-14.6	+0.0	40.6	54.0	-13.4	Vert
4	15581.578 M	44.8	+6.1	+0.8	+2.9	-15.9	+0.0	38.7	54.0	-15.3	Horiz
5	14397.395 M	44.4	+6.0	+0.8	+2.8	-15.6	+0.0	38.4	54.0	-15.6	Horiz
6	16135.131 M	44.4	+6.4	+0.7	+3.0	-16.6	+0.0	37.9	54.0	-16.1	Horiz

CKC Laboratories, Inc Date: 7/23/2014 Time: 16:40:56 Leeo, Inc WO#: 95723
 Test Distance: 3 Meters Sequence#: 95



Test Location: CKC Laboratories, Inc. • 1120 Fulton Place • Fremont, CA 94539 • (510) 249-1170

Customer: **Leeo, Inc.**

Specification: **15.247(d) / 15.209 Radiated Spurious Emissions**

Work Order #: **95723**

Date: 7/24/2014

Test Type: **Radiated Scan**

Time: 10:46:23

Equipment: **LED Nightlight**

Sequence#: 122

Manufacturer:

Tested By: Hieu Song Nguyenpham

Model: LNL9ZA1AB

S/N: NSAA7000007

Test Equipment:

ID	Asset #	Description	Model	Calibration Date	Cal Due Date
	AN02668	Spectrum Analyzer	E4446A	2/22/2013	2/22/2015
T1	AN03143	Cable	32022-29094K-144TC	8/2/2013	8/2/2015
T2	ANP06138	Cable	32022-29094K-29094K-72TC	8/2/2013	8/2/2015
T3	AN02694	Horn Antenna-ANSI C63.5 Antenna Factors (dB)	AMFW-5F-18002650-20-10P	2/4/2013	2/4/2015
T4	ANP00929	Cable	various	1/23/2014	1/23/2016

Equipment Under Test (* = EUT):

Function	Manufacturer	Model #	S/N
LED Nightlight*		LNL9ZA1AB	NSAA7000007

Support Devices:

Function	Manufacturer	Model #	S/N
Laptop	Apple	A1398	None
Router	TP-LINK	TL-WR740N	119A1710268

Test Conditions / Notes:

Radiated Spurious Emission
Frequency Range: 18000MHz to 25000MHz

Temperature: 22.6°C

Humidity: 39%

Pressure: 100.8kPa

Firmware: 0.1

Application: Command Line Terminal

Mode: Normal Operation

Highest Generated Frequency: 2.4GHz

Transmit frequency: 2.4GHz Band

RF Output=19dBm

Gain of the Antenna=-3dBi

Number of Channel = 11

9 kHz -150kHz;RBW=200Hz,VBW=200Hz;

150 kHz-30MHz;RBW=9kHz,VBW=9kHz;

30 MHz-1000MHz;RBW=120kHz,VBW=120kHz,

1000 MHz-25,000MHz;RBW=1MHz,VBW=1MHz.

The EUT is a fixed device. It is place on 80 cm table. The EUT is a smart nightlight with environmental sensors to monitor the quality of the indoor air and affects the air environment.

Note: The EUT is set to continuously transmit (WiFi on).

B Modulation Type (2Mbps)

Low Channel

Ext Attn: 0 dB

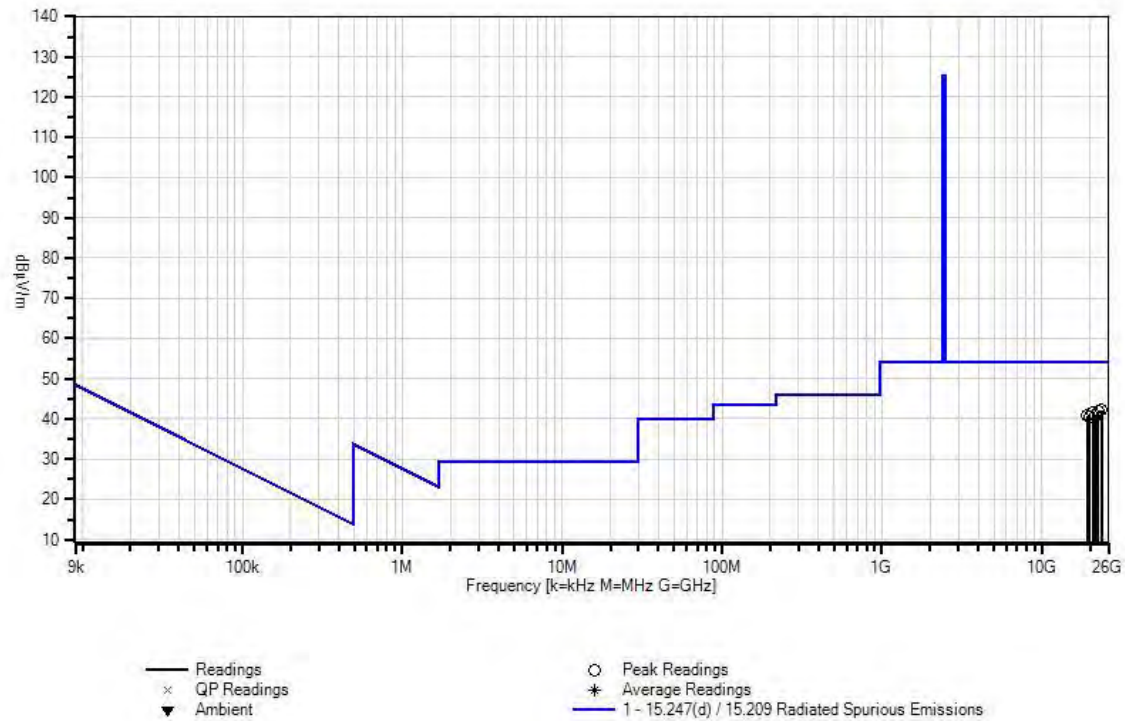
Measurement Data:

Reading listed by margin.

Test Distance: 3 Meters

#	Freq MHz	Rdng dBμV	T1 dB	T2 dB	T3 dB	T4 dB	Dist Table	Corr dBμV/m	Spec dBμV/m	Margin dB	Polar Ant
1	23563.066 M	45.6	+7.7	+3.6	-17.7	+3.0	+0.0	42.2	54.0	-11.8	Horiz
2	22427.902 M	45.2	+7.6	+3.6	-17.5	+3.0	+0.0	41.9	54.0	-12.1	Horiz
3	20796.742 M	44.7	+7.2	+3.4	-17.0	+3.1	+0.0	41.4	54.0	-12.6	Horiz
4	21768.806 M	44.1	+7.5	+3.5	-17.3	+3.0	+0.0	40.8	54.0	-13.2	Vert
5	19295.701 M	44.1	+6.8	+3.2	-16.6	+3.3	+0.0	40.8	54.0	-13.2	Vert
6	19890.227 M	43.7	+7.0	+3.3	-16.7	+3.3	+0.0	40.6	54.0	-13.4	Vert

CKC Laboratories, Inc Date: 7/24/2014 Time: 10:46:23 Leo, Inc WO#: 95723
 Test Distance: 3 Meters Sequence#: 122



Test Location: CKC Laboratories, Inc. • 1120 Fulton Place • Fremont, CA 94539 • (510) 249-1170

Customer: **Leeo, Inc.**
 Specification: **15.247(d) / 15.209 Radiated Spurious Emissions**
 Work Order #: **95723** Date: 7/25/2014
 Test Type: **Radiated Scan** Time: 16:40:00
 Equipment: **LED Nightlight** Sequence#: 203
 Manufacturer: Tested By: Hieu Song Nguyenpham
 Model: LNL9ZA1AB
 S/N: NSAA7000007

Test Equipment:

ID	Asset #	Description	Model	Calibration Date	Cal Due Date
	AN02668	Spectrum Analyzer	E4446A	2/22/2013	2/22/2015
	ANP00880	Cable	RG214U	6/13/2014	6/13/2016
	ANP05300	Cable	RG214/U	3/25/2013	3/25/2015
	AN00432	Loop Antenna	6502	4/2/2013	4/2/2015

Equipment Under Test (* = EUT):

Function	Manufacturer	Model #	S/N
LED Nightlight*		LNL9ZA1AB	NSAA7000007

Support Devices:

Function	Manufacturer	Model #	S/N
Laptop	Apple	A1398	None
Router	TP-LINK	TL-WR740N	119A1710268

Test Conditions / Notes:

Radiated Spurious Emission
 Frequency Range: 9kHz to 30MHz

Temperature: 22.6°C
 Humidity: 39%
 Pressure: 100.8kPa

Firmware: 0.1
 Application: Command Line Terminal
 Mode: Normal Operation
 Highest Generated Frequency: 2.4 GHz
 Transmit frequency: 2.4GHz Band
 RF Output=19dBm
 Gain of the Antenna=-3dBi
 Number of Channel = 11
 9 kHz -150kHz;RBW=200Hz,VBW=200Hz;
 150 kHz-30MHz;RBW=9kHz,VBW=9kHz;
 30 MHz-1000MHz;RBW=120kHz,VBW=120kHz,
 1000 MHz-25,000MHz;RBW=1MHz,VBW=1MHz.

The EUT is a fixed device. It is place on an 80 cm table. The EUT is a smart nightlight with environmental sensors to monitor the quality of the indoor air and affects the air environment.

Note: The EUT is set to continuously transmit (WiFi on).
 B Modulation Type (2Mbps)
 Middle Channel
NO EUT EMISSIONS DETECTED WITHIN 20dB THE LIMIT.

Test Location: CKC Laboratories, Inc. • 1120 Fulton Place • Fremont, CA 94539 • (510) 249-1170

Customer: **Leeo, Inc.**
 Specification: **15.247(d) / 15.209 Radiated Spurious Emissions**
 Work Order #: **95723** Date: 7/25/2014
 Test Type: **Radiated Scan** Time: 09:36:27
 Equipment: **LED Nightlight** Sequence#: 169
 Manufacturer: Tested By: Hieu Song Nguyenpham
 Model: LNL9ZA1AB
 S/N: NSAA7000007

Test Equipment:

ID	Asset #	Description	Model	Calibration Date	Cal Due Date
	AN02668	Spectrum Analyzer	E4446A	2/22/2013	2/22/2015
T1	AN00730	Preamplifier	8447D	1/17/2013	1/17/2015
T2	AN00852	Biconilog Antenna	CBL 6111C	11/28/2012	11/28/2014
T3	ANP00880	Cable	RG214U	6/13/2014	6/13/2016
T4	ANP01183	Cable	CNT-195	9/3/2013	9/3/2015
T5	ANP05300	Cable	RG214/U	3/25/2013	3/25/2015

Equipment Under Test (* = EUT):

Function	Manufacturer	Model #	S/N
LED Nightlight*		LNL9ZA1AB	NSAA7000007

Support Devices:

Function	Manufacturer	Model #	S/N
Laptop	Apple	A1398	None
Router	TP-LINK	TL-WR740N	119A1710268

Test Conditions / Notes:

Radiated Spurious Emission
 Frequency Range: 30MHz to 1000MHz
 Temperature: 22.6°C
 Humidity: 39%
 Pressure: 100.8kPa
 Firmware: 0.1
 Application: Command Line Terminal
 Mode: Normal Operation
 Highest Generated Frequency: 2.4 GHz
 Transmit frequency: 2.4GHz Band
 RF Output=19dBm
 Gain of the Antenna=-3dBi
 Number of Channel = 11
 9 kHz -150kHz;RBW=200Hz,VBW=200Hz;
 150 kHz-30MHz;RBW=9kHz,VBW=9kHz;
 30 MHz-1000MHz;RBW=120kHz,VBW=120kHz,
 1000 MHz-25,000MHz;RBW=1MHz,VBW=1MHz.
 The EUT is a fixed device. It is place on an 80 cm table. The EUT is a smart nightlight with environmental sensors to monitor the quality of the indoor air and affects the air environment.
 Note: The EUT is set to continuously transmit (WiFi on).
 B Modulation Type (2Mbps)
 Middle Channel

Ext Attn: 0 dB

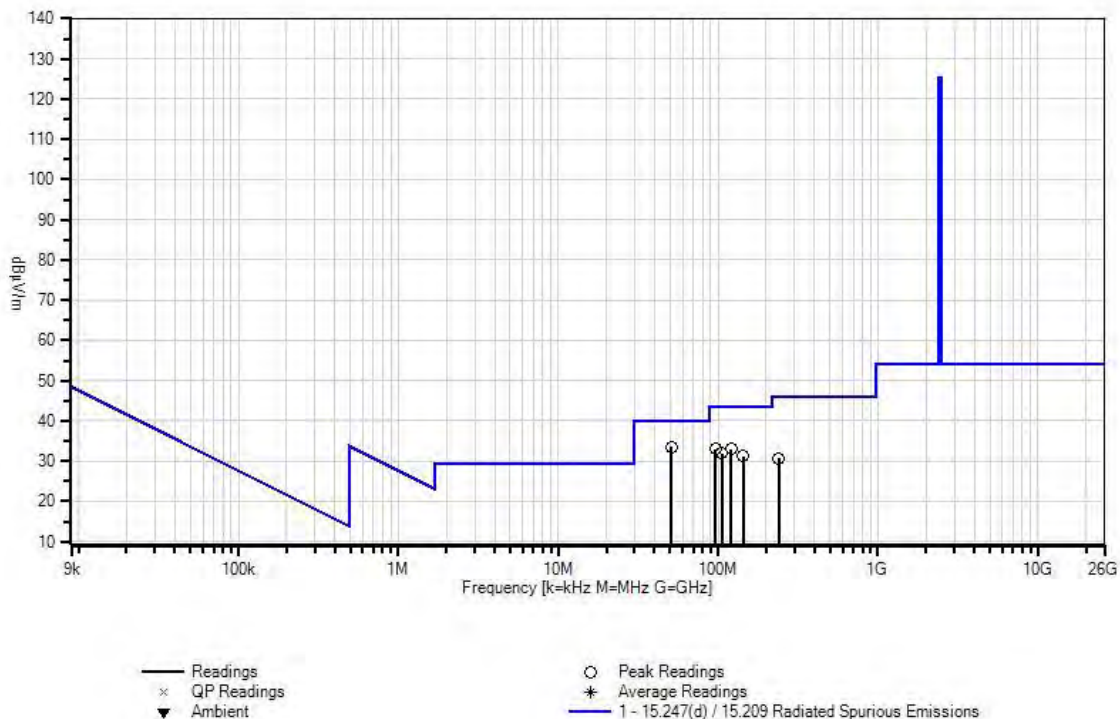
Measurement Data:

Reading listed by margin.

Test Distance: 3 Meters

#	Freq MHz	Rdng dB μ V	T1 T5 dB	T2 dB	T3 dB	T4 dB	Dist Table	Corr dB μ V/m	Spec dB μ V/m	Margin dB	Polar Ant
1	50.896M	50.9	-27.0 +0.2	+8.6	+0.6	+0.2	+0.0	33.5	40.0	-6.5	Vert
2	95.950M	49.2	-27.1 +0.3	+9.5	+0.9	+0.2	+0.0	33.0	43.5	-10.5	Vert
3	119.972M	47.1	-27.0 +0.3	+11.3	+1.0	+0.3	+0.0	33.0	43.5	-10.5	Horiz
4	105.077M	47.2	-27.1 +0.3	+10.5	+0.9	+0.2	+0.0	32.0	43.5	-11.5	Vert
5	143.276M	45.0	-26.8 +0.3	+11.2	+1.1	+0.4	+0.0	31.2	43.5	-12.3	Horiz
6	239.972M	43.9	-27.0 +0.4	+11.3	+1.5	+0.6	+0.0	30.7	46.0	-15.3	Horiz

CKC Laboratories, Inc Date: 7/25/2014 Time: 09:36:27 Leeo, Inc WO#: 95723
Test Distance: 3 Meters Sequence#: 169



Test Location: CKC Laboratories, Inc. • 1120 Fulton Place • Fremont, CA 94539 • (510) 249-1170

Customer: **Leeo, Inc.**

Specification: **15.247(d) / 15.209 Radiated Spurious Emissions**

Work Order #: **95723**

Date: 7/23/2014

Test Type: **Radiated Scan**

Time: 10:17:48

Equipment: **LED Nightlight**

Sequence#: 53

Manufacturer:

Tested By: Hieu Song Nguyenpham

Model: LNL9ZA1AB

S/N: NSAA7000007

Test Equipment:

ID	Asset #	Description	Model	Calibration Date	Cal Due Date
T1	AN02157	Horn Antenna-ANSI C63.5	3115	1/23/2013	1/23/2015
T2	AN03302	Cable	32026-29094K-29094K-72TC	3/24/2014	3/24/2016
T3	ANP01210	Cable	FSJ1P-50A-4A	2/19/2013	2/19/2015
	AN02668	Spectrum Analyzer	E4446A	2/22/2013	2/22/2015
T4	AN03114	Preamp	AMF-7D-00101800-30-10P	4/11/2013	4/11/2015
T5	AN03015	Cable	32022-2-29094K-24TC	5/6/2013	5/6/2015
T6	AN03309	High Pass Filter	11SH10-3000/T10000-O/O	4/2/2014	4/2/2016

Equipment Under Test (* = EUT):

Function	Manufacturer	Model #	S/N
LED Nightlight*		LNL9ZA1AB	NSAA7000007

Support Devices:

Function	Manufacturer	Model #	S/N
Laptop	Apple	A1398	None
Router	TP-LINK	TL-WR740N	119A1710268

Test Conditions / Notes:

Radiated Spurious Emission
Frequency Range: 1000MHz to 12000MHz

Temperature: 22.6°C
Humidity: 39%
Pressure: 100.8kPa

Firmware: 0.1
Application: Command Line Terminal
Mode: Normal Operation
Highest Generated Frequency: 2.4GHz
Transmit frequency: 2.4GHz Band
RF Output=19dBm
Gain of the Antenna=-3dBi
Number of Channel = 11

9 kHz -150kHz;RBW=200Hz,VBW=200Hz;
150 kHz-30MHz;RBW=9kHz,VBW=9kHz;
30 MHz-1000MHz;RBW=120kHz,VBW=120kHz,
1000 MHz-25,000MHz;RBW=1MHz,VBW=1MHz.

The EUT is a fixed device. It is place on 80 cm table. The EUT is a smart nightlight with environmental sensors to monitor the quality of the indoor air and affects the air environment.

Note: The EUT is set to continuously transmit (WiFi on).
B Modulation Type (2Mbps)
Middle Channel

Ext Attn: 0 dB

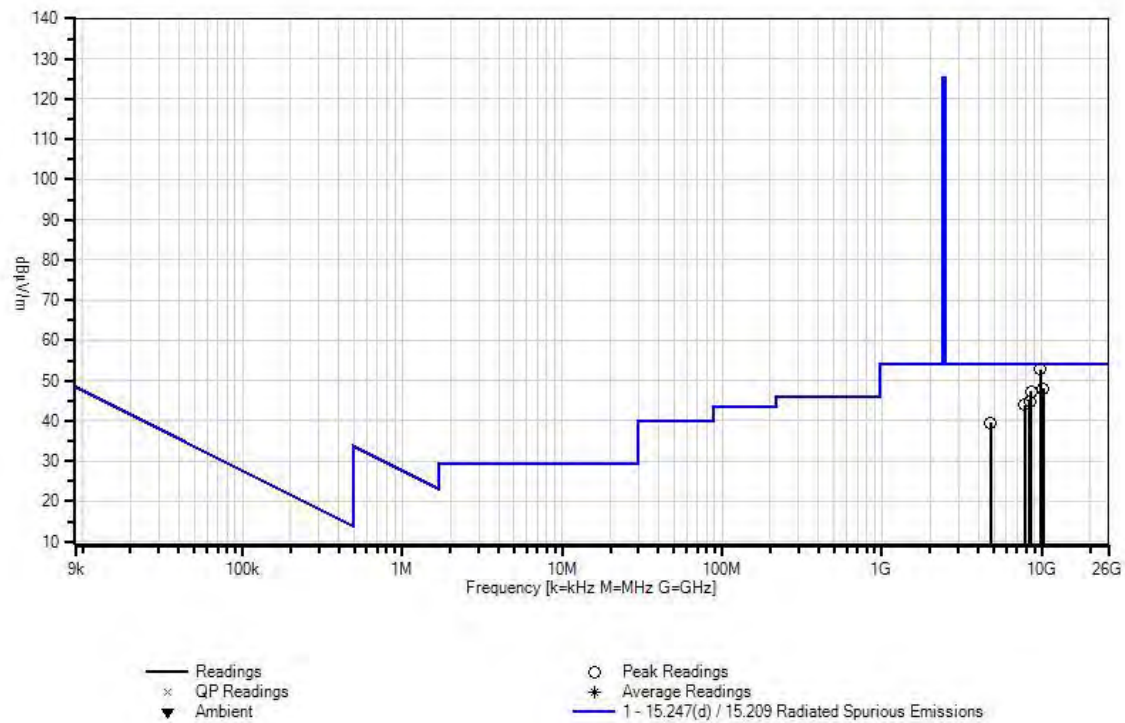
Measurement Data:

Reading listed by margin.

Test Distance: 3 Meters

#	Freq MHz	Rdng dBμV	T1 T5 dB	T2 T6 dB	T3 dB	T4 dB	Dist Table	Corr dBμV/m	Spec dBμV/m	Margin dB	Polar Ant
1	9747.210M	61.1	+39.0 +1.3	+2.4 +0.2	+6.3	-57.5	+0.0	52.8	54.0	-1.2	Horiz
2	10173.012 M	56.2	+39.7 +1.3	+2.5 +0.2	+6.3	-58.2	+0.0	48.0	54.0	-6.0	Horiz
3	8557.685M	57.0	+37.5 +1.5	+2.3 +0.3	+5.6	-56.8	+0.0	47.4	54.0	-6.6	Horiz
4	8418.179M	54.7	+37.3 +1.6	+2.2 +0.3	+5.6	-56.9	+0.0	44.8	54.0	-9.2	Vert
5	7822.820M	56.7	+36.7 +1.2	+2.1 +0.2	+5.5	-58.4	+0.0	44.0	54.0	-10.0	Vert
6	4785.721M	58.4	+33.2 +0.7	+1.7 +0.2	+3.8	-58.4	+0.0	39.6	54.0	-14.4	Vert

CKC Laboratories, Inc Date: 7/23/2014 Time: 10:17:48 Leo, Inc WO#: 95723
 Test Distance: 3 Meters Sequence#: 53



Test Location: CKC Laboratories, Inc. • 1120 Fulton Place • Fremont, CA 94539 • (510) 249-1170

Customer: **Leeo, Inc.**

Specification: **15.247(d) / 15.209 Radiated Spurious Emissions**

Work Order #: **95723**

Date: 7/23/2014

Test Type: **Radiated Scan**

Time: 16:54:33

Equipment: **LED Nightlight**

Sequence#: 98

Manufacturer:

Tested By: Hieu Song Nguyenpham

Model: LNL9ZA1AB

S/N: NSAA7000007

Test Equipment:

ID	Asset #	Description	Model	Calibration Date	Cal Due Date
	AN02668	Spectrum Analyzer	E4446A	2/22/2013	2/22/2015
T1	AN03143	Cable	32022-29094K-144TC	8/2/2013	8/2/2015
T2	ANP00928	Cable	various	1/23/2014	1/23/2016
T3	ANP06138	Cable	32022-29094K-29094K-72TC	8/2/2013	8/2/2015
T4	AN02693	Active Horn Antenna	AMFW-5F-18002650-20-10P	2/21/2013	2/21/2015

Equipment Under Test (* = EUT):

Function	Manufacturer	Model #	S/N
LED Nightlight*		LNL9ZA1AB	NSAA7000007

Support Devices:

Function	Manufacturer	Model #	S/N
Laptop	Apple	A1398	None
Router	TP-LINK	TL-WR740N	119A1710268

Test Conditions / Notes:

Radiated Spurious Emission
Frequency Range: 12000MHz to 18000MHz

Temperature: 22.6°C

Humidity: 39%

Pressure: 100.8kPa

Firmware: 0.1

Application: Command Line Terminal

Mode: Normal Operation

Highest Generated Frequency: 2.4 GHz

Transmit frequency: 2.4GHz Band

RF Output=19dBm

Gain of the Antenna=-3dBi

Number of Channel = 11

9 kHz -150kHz;RBW=200Hz,VBW=200Hz;
150 kHz-30MHz;RBW=9kHz,VBW= kHz;
30 MHz-1000MHz;RBW=120kHz,VBW=120kHz,
1000 MHz-25,000MHz;RBW=1MHz,VBW=1MHz.

The EUT is a fixed device. It is place on 80 cm table. The EUT is a smart nightlight with environmental sensors to monitor the quality of the indoor air and affects the air environment.

Note: The EUT is set to continuously transmit (WiFi on).

B Modulation Type (2Mbps)

Middle Channel

Ext Attn: 0 dB

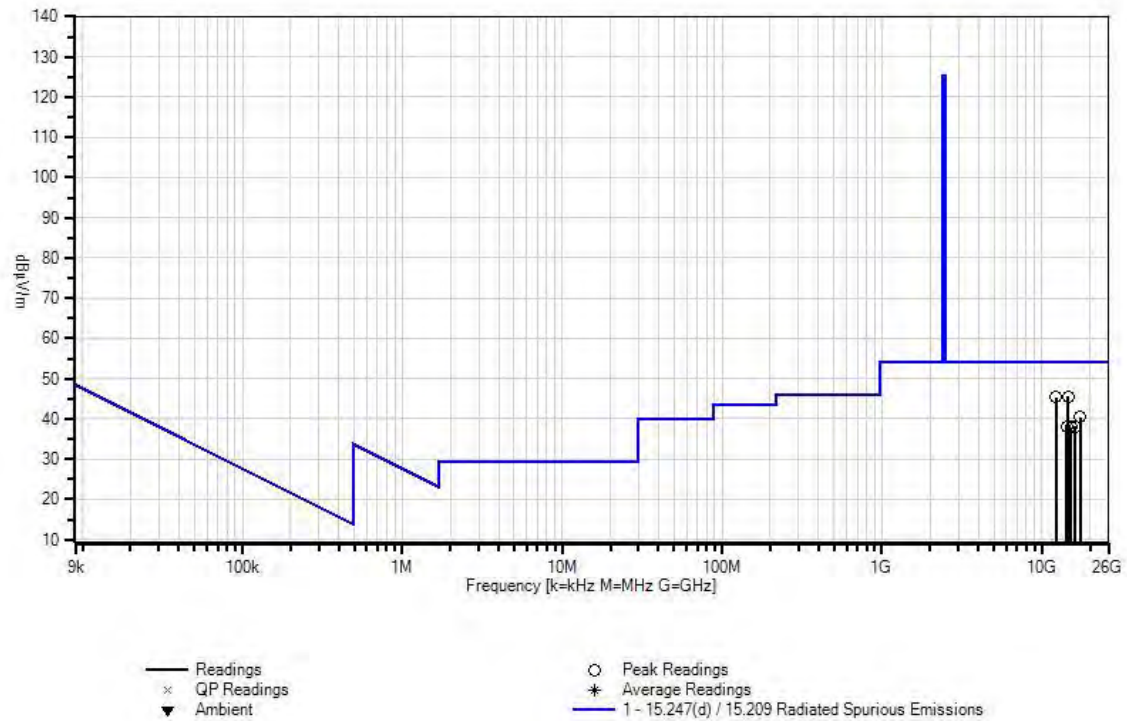
Measurement Data:

Reading listed by margin.

Test Distance: 3 Meters

#	Freq MHz	Rdng dBμV	T1 dB	T2 dB	T3 dB	T4 dB	Dist Table	Corr dBμV/m	Spec dBμV/m	Margin dB	Polar Ant
1	14621.850 M	51.7	+5.7	+0.8	+2.8	-15.4	+0.0	45.6	54.0	-8.4	Vert
2	12184.346 M	51.8	+5.5	+0.9	+2.5	-15.3	+0.0	45.4	54.0	-8.6	Vert
3	17286.848 M	44.8	+6.5	+0.7	+3.0	-14.6	+0.0	40.4	54.0	-13.6	Vert
4	16159.787 M	44.6	+6.5	+0.7	+3.0	-16.6	+0.0	38.2	54.0	-15.8	Horiz
5	14337.083 M	44.2	+5.9	+0.8	+2.8	-15.6	+0.0	38.1	54.0	-15.9	Horiz
6	15170.444 M	43.7	+6.1	+0.8	+2.8	-15.5	+0.0	37.9	54.0	-16.1	Horiz

CKC Laboratories, Inc Date: 7/23/2014 Time: 16:54:33 Leo, Inc WO#: 95723
Test Distance: 3 Meters Sequence#: 98



Test Location: CKC Laboratories, Inc. • 1120 Fulton Place • Fremont, CA 94539 • (510) 249-1170

Customer: **Leeo, Inc.**
 Specification: **15.247(d) / 15.209 Radiated Spurious Emissions**
 Work Order #: **95723** Date: 7/24/2014
 Test Type: **Radiated Scan** Time: 11:09:16
 Equipment: **LED Nightlight** Sequence#: 124
 Manufacturer: Tested By: Hieu Song Nguyenpham
 Model: LNL9ZA1AB
 S/N: NSAA7000007

Test Equipment:

ID	Asset #	Description	Model	Calibration Date	Cal Due Date
	AN02668	Spectrum Analyzer	E4446A	2/22/2013	2/22/2015
T1	AN03143	Cable	32022-29094K-144TC	8/2/2013	8/2/2015
T2	ANP06138	Cable	32022-29094K-29094K-72TC	8/2/2013	8/2/2015
T3	AN02694	Horn Antenna-ANSI C63.5 Antenna Factors (dB)	AMFW-5F-18002650-20-10P	2/4/2013	2/4/2015
T4	ANP00929	Cable	various	1/23/2014	1/23/2016

Equipment Under Test (* = EUT):

Function	Manufacturer	Model #	S/N
LED Nightlight*		LNL9ZA1AB	NSAA7000007

Support Devices:

Function	Manufacturer	Model #	S/N
Laptop	Apple	A1398	None
Router	TP-LINK	TL-WR740N	119A1710268

Test Conditions / Notes:

Radiated Spurious Emission
Frequency Range: 18000MHz to 25000MHz

Temperature: 22.6°C

Humidity: 39%

Pressure: 100.8kPa

Firmware: 0.1

Application: Command Line Terminal

Mode: Normal Operation

Highest Generated Frequency: 2.4GHz

Transmit frequency: 2.4GHz Band

RF Output=19dBm

Gain of the Antenna=-3dBi

Number of Channel = 11

9 kHz -150kHz;RBW=200Hz,VBW=200Hz;

150 kHz-30MHz;RBW=9kHz,VBW=9kHz;

30 MHz-1000MHz;RBW=120kHz,VBW=120kHz,

1000 MHz-25,000MHz;RBW=1MHz,VBW=1MHz.

The EUT is a fixed device. It is place on 80 cm table. The EUT is a smart nightlight with environmental sensors to monitor the quality of the indoor air and affects the air environment.

Note: The EUT is set to continuously transmit (WiFi on).

B Modulation Type (2Mbps)

Middle Channel

Ext Attn: 0 dB

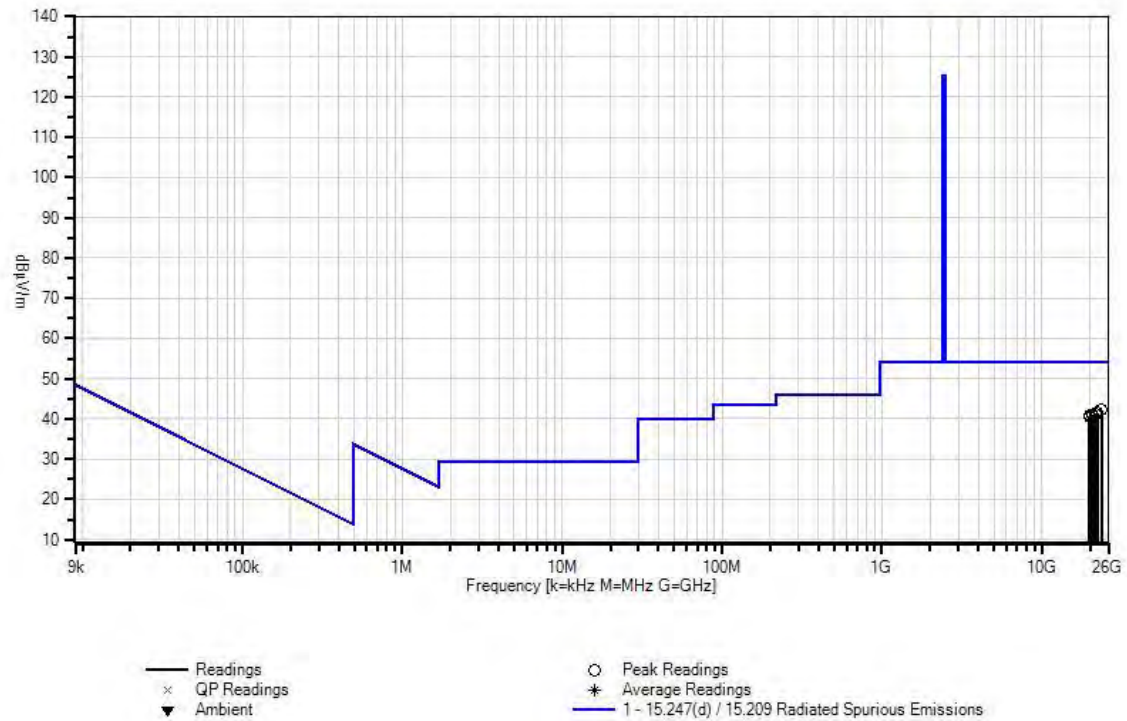
Measurement Data:

Reading listed by margin.

Test Distance: 3 Meters

#	Freq MHz	Rdng dBμV	T1 dB	T2 dB	T3 dB	T4 dB	Dist Table	Corr dBμV/m	Spec dBμV/m	Margin dB	Polar Ant
1	23490.135 M	45.7	+7.6	+3.6	-17.7	+3.0	+0.0	42.2	54.0	-11.8	Horiz
2	22104.709 M	45.0	+7.3	+3.5	-17.4	+3.0	+0.0	41.4	54.0	-12.6	Vert
3	21481.926 M	44.5	+7.3	+3.5	-17.2	+3.1	+0.0	41.2	54.0	-12.8	Vert
4	20920.510 M	44.4	+7.1	+3.4	-17.0	+3.1	+0.0	41.0	54.0	-13.0	Horiz
5	19967.164 M	44.3	+7.0	+3.3	-16.8	+3.2	+0.0	41.0	54.0	-13.0	Vert
6	19819.980 M	43.7	+7.0	+3.3	-16.7	+3.3	+0.0	40.6	54.0	-13.4	Horiz

CKC Laboratories, Inc Date: 7/24/2014 Time: 11:09:16 Leo, Inc WO#: 95723
 Test Distance: 3 Meters Sequence#: 124



Test Location: CKC Laboratories, Inc. • 1120 Fulton Place • Fremont, CA 94539 • (510) 249-1170

Customer: **Leeo, Inc.**
 Specification: **15.247(d) / 15.209 Radiated Spurious Emissions**
 Work Order #: **95723** Date: 7/25/2014
 Test Type: **Radiated Scan** Time: 16:50:46
 Equipment: **LED Nightlight** Sequence#: 206
 Manufacturer: Tested By: Hieu Song Nguyenpham
 Model: LNL9ZA1AB
 S/N: NSAA7000007

Test Equipment:

ID	Asset #	Description	Model	Calibration Date	Cal Due Date
	AN02668	Spectrum Analyzer	E4446A	2/22/2013	2/22/2015
	ANP00880	Cable	RG214U	6/13/2014	6/13/2016
	ANP05300	Cable	RG214/U	3/25/2013	3/25/2015
	AN00432	Loop Antenna	6502	4/2/2013	4/2/2015

Equipment Under Test (* = EUT):

Function	Manufacturer	Model #	S/N
LED Nightlight*		LNL9ZA1AB	NSAA7000007

Support Devices:

Function	Manufacturer	Model #	S/N
Laptop	Apple	A1398	None
Router	TP-LINK	TL-WR740N	119A1710268

Test Conditions / Notes:

Radiated Spurious Emission
 Frequency Range: 9kHz to 30MHz
 Temperature: 22.6°C
 Humidity: 39%
 Pressure: 100.8kPa
 Firmware: 0.1
 Application: Command Line Terminal
 Mode: Normal Operation
 Highest Generated Frequency: 2.4GHz
 Transmit frequency: 2.4GHz Band
 RF Output=19dBm
 Gain of the Antenna=-3dBi
 Number of Channel = 11
 9 kHz -150kHz;RBW=200Hz,VBW=200Hz;
 150 kHz-30MHz;RBW=9kHz,VBW=9kHz;
 30 MHz-1000MHz;RBW=120kHz,VBW=120kHz,
 1000 MHz-25,000MHz;RBW=1MHz,VBW=1MHz.
 The EUT is a fixed device. It is place on an 80 cm table. The EUT is a smart nightlight with environmental sensors to monitor the quality of the indoor air and affects the air environment.
 Note: The EUT is set to continuously transmit (WiFi on).
 B Modulation Type (2Mbps)
 High Channel
NO EUT EMISSIONS DETECTED WITHIN 20dB THE LIMIT.

Test Location: CKC Laboratories, Inc. • 1120 Fulton Place • Fremont, CA 94539 • (510) 249-1170

Customer: **Leeo, Inc.**
 Specification: **15.247(d) / 15.209 Radiated Spurious Emissions**
 Work Order #: **95723** Date: 7/25/2014
 Test Type: **Radiated Scan** Time: 10:06:39
 Equipment: **LED Nightlight** Sequence#: 172
 Manufacturer: Tested By: Hieu Song Nguyenpham
 Model: LNL9ZA1AB
 S/N: NSAA7000007

Test Equipment:

ID	Asset #	Description	Model	Calibration Date	Cal Due Date
	AN02668	Spectrum Analyzer	E4446A	2/22/2013	2/22/2015
T1	AN00730	Preamplifier	8447D	1/17/2013	1/17/2015
T2	AN00852	Biconilog Antenna	CBL 6111C	11/28/2012	11/28/2014
T3	ANP00880	Cable	RG214U	6/13/2014	6/13/2016
T4	ANP01183	Cable	CNT-195	9/3/2013	9/3/2015
T5	ANP05300	Cable	RG214/U	3/25/2013	3/25/2015

Equipment Under Test (* = EUT):

Function	Manufacturer	Model #	S/N
LED Nightlight*		LNL9ZA1AB	NSAA7000007

Support Devices:

Function	Manufacturer	Model #	S/N
Laptop	Apple	A1398	None
Router	TP-LINK	TL-WR740N	119A1710268

Test Conditions / Notes:

Radiated Spurious Emission
 Frequency Range: 30MHz to 1000MHz
 Temperature: 22.6°C
 Humidity: 39%
 Pressure: 100.8kPa
 Firmware: 0.1
 Application: Command Line Terminal
 Mode: Normal Operation
 Highest Generated Frequency: 2.4 GHz
 Transmit frequency: 2.4GHz Band
 RF Output=19dBm
 Gain of the Antenna=-3dBi
 Number of Channel = 11
 9 kHz -150kHz;RBW=200Hz,VBW=200Hz;
 150 kHz-30MHz;RBW=9kHz,VBW=9kHz;
 30 MHz-1000MHz;RBW=120kHz,VBW=120kHz,
 1000 MHz-25,000MHz;RBW=1MHz,VBW=1MHz.
 The EUT is a fixed device. It is place on an 80 cm table. The EUT is a smart nightlight with environmental sensors to monitor the quality of the indoor air and affects the air environment.
 Note: The EUT is set to continuously transmit (WiFi on).
 B Modulation Type (2Mbps)
 High Channel

Ext Attn: 0 dB

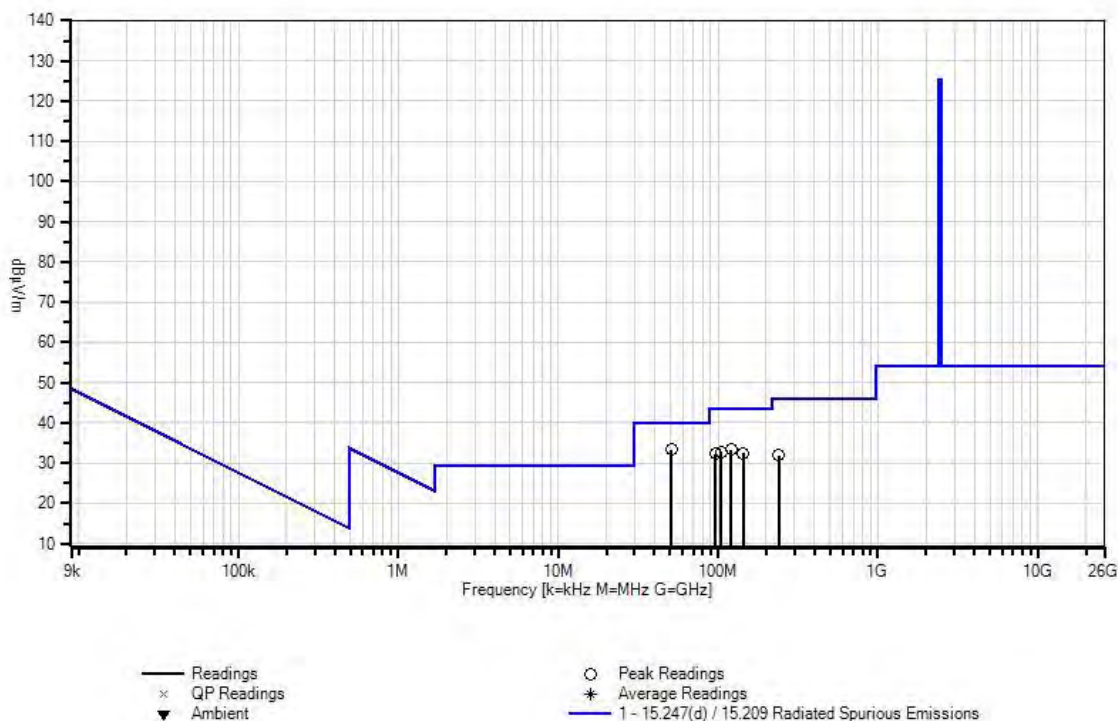
Measurement Data:

Reading listed by margin.

Test Distance: 3 Meters

#	Freq MHz	Rdng dB μ V	T1 T5 dB	T2 dB	T3 dB	T4 dB	Dist Table	Corr dB μ V/m	Spec dB μ V/m	Margin dB	Polar Ant
1	50.896M	50.8	-27.0 +0.2	+8.6	+0.6	+0.2	+0.0	33.4	40.0	-6.6	Vert
2	120.092M	47.5	-27.0 +0.3	+11.3	+1.0	+0.3	+0.0	33.4	43.5	-10.1	Horiz
3	104.717M	48.0	-27.1 +0.3	+10.5	+0.9	+0.2	+0.0	32.8	43.5	-10.7	Vert
4	143.276M	46.3	-26.8 +0.3	+11.2	+1.1	+0.4	+0.0	32.5	43.5	-11.0	Horiz
5	96.017M	48.4	-27.1 +0.3	+9.5	+0.9	+0.2	+0.0	32.2	43.5	-11.3	Vert
6	239.972M	45.1	-27.0 +0.4	+11.3	+1.5	+0.6	+0.0	31.9	46.0	-14.1	Horiz

CKC Laboratories, Inc Date: 7/25/2014 Time: 10:06:39 Leeo, Inc WO#: 95723
Test Distance: 3 Meters Sequence#: 172



Test Location: CKC Laboratories, Inc. • 1120 Fulton Place • Fremont, CA 94539 • (510) 249-1170

Customer: **Leeo, Inc.**

Specification: **15.247(d) / 15.209 Radiated Spurious Emissions**

Work Order #: **95723**

Date: 7/23/2014

Test Type: **Radiated Scan**

Time: 10:41:37

Equipment: **LED Nightlight**

Sequence#: 56

Manufacturer:

Tested By: Hieu Song Nguyenpham

Model: LNL9ZA1AB

S/N: NSAA7000007

Test Equipment:

ID	Asset #	Description	Model	Calibration Date	Cal Due Date
T1	AN02157	Horn Antenna-ANSI C63.5	3115	1/23/2013	1/23/2015
T2	AN03302	Cable	32026-29094K-29094K-72TC	3/24/2014	3/24/2016
T3	ANP01210	Cable	FSJ1P-50A-4A	2/19/2013	2/19/2015
	AN02668	Spectrum Analyzer	E4446A	2/22/2013	2/22/2015
T4	AN03114	Preamp	AMF-7D-00101800-30-10P	4/11/2013	4/11/2015
T5	AN03015	Cable	32022-2-29094K-24TC	5/6/2013	5/6/2015
T6	AN03309	High Pass Filter	11SH10-3000/T10000-O/O	4/2/2014	4/2/2016

Equipment Under Test (* = EUT):

Function	Manufacturer	Model #	S/N
LED Nightlight*		LNL9ZA1AB	NSAA7000007

Support Devices:

Function	Manufacturer	Model #	S/N
Laptop	Apple	A1398	None
Router	TP-LINK	TL-WR740N	119A1710268

Test Conditions / Notes:

Radiated Spurious Emission
Frequency Range: 1000MHz to 12000MHz

Temperature: 22.6°C

Humidity: 39%

Pressure: 100.8kPa

Firmware: 0.1

Application: Command Line Terminal

Mode: Normal Operation

Highest Generated Frequency: 2.4 GHz

Transmit frequency: 2.4GHz Band

RF Output=19dBm

Gain of the Antenna=-3dBi

Number of Channel = 11

9 kHz -150 kHz;RBW=200 Hz,VBW=200 Hz;
150 kHz-30MHz;RBW=9 kHz,VBW=9kHz;
30 MHz-1000MHz;RBW=120kHz,VBW=120kHz,
1000 MHz-25,000MHz;RBW=1MHz,VBW=1MHz.

The EUT is a fixed device. It is place on an 80 cm table. The EUT is a smart nightlight with environmental sensors to monitor the quality of the indoor air and affects the air environment.

Note: The EUT is set to continuously transmit (WiFi on).

B Modulation Type (2Mbps)

High Channel

Ext Attn: 0 dB

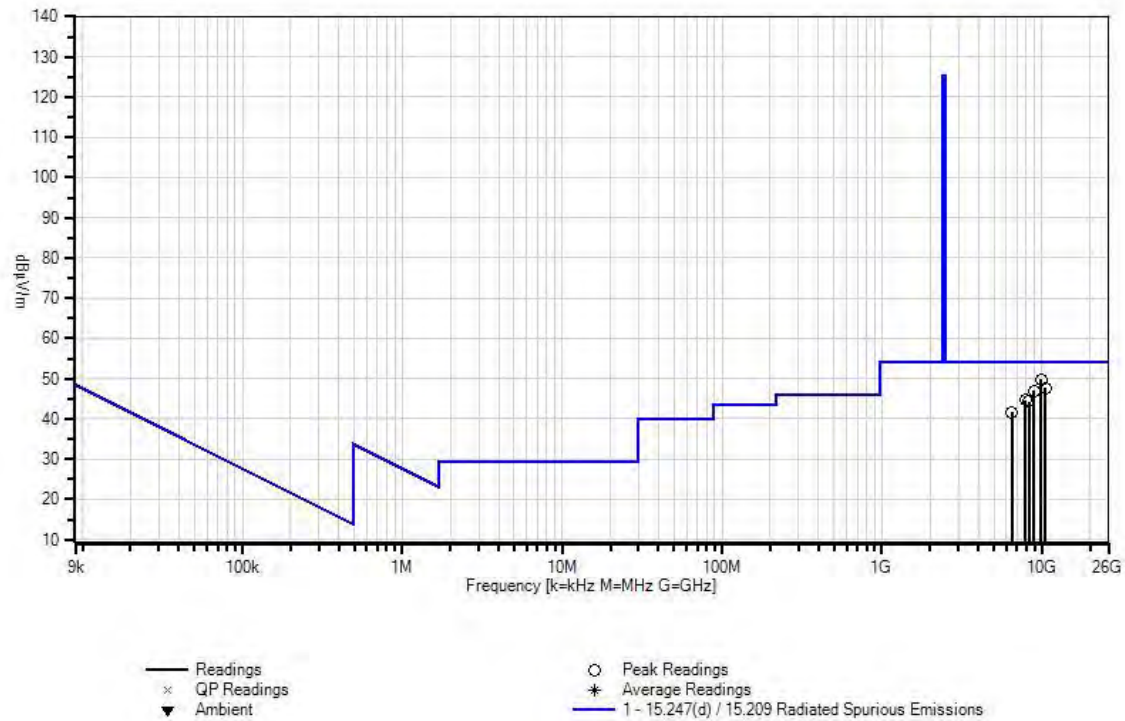
Measurement Data:

Reading listed by margin.

Test Distance: 3 Meters

#	Freq MHz	Rdng dBμV	T1 T5 dB	T2 T6 dB	T3 dB	T4 dB	Dist Table	Corr dBμV/m	Spec dBμV/m	Margin dB	Polar Ant
1	9848.709M	58.1	+39.4 +1.3	+2.4 +0.2	+6.2	-57.8	+0.0	49.8	54.0	-4.2	Vert
2	10499.790 M	56.6	+39.2 +1.3	+2.5 +0.2	+6.1	-58.3	+0.0	47.6	54.0	-6.4	Vert
3	8875.996M	55.1	+38.2 +1.4	+2.3 +0.3	+6.0	-56.3	+0.0	47.0	54.0	-7.0	Vert
4	7844.434M	57.1	+36.7 +1.2	+2.2 +0.2	+5.5	-58.3	+0.0	44.6	54.0	-9.4	Horiz
5	8288.497M	54.9	+37.1 +1.5	+2.2 +0.3	+5.5	-57.2	+0.0	44.3	54.0	-9.7	Horiz
6	6455.382M	57.6	+34.4 +0.7	+1.9 +0.2	+4.6	-57.8	+0.0	41.6	54.0	-12.4	Horiz

CKC Laboratories, Inc Date: 7/23/2014 Time: 10:41:37 Leeo, Inc WO#: 95723
Test Distance: 3 Meters Sequence#: 56



Test Location: CKC Laboratories, Inc. • 1120 Fulton Place • Fremont, CA 94539 • (510) 249-1170

Customer: **Leeo, Inc.**

Specification: **15.247(d) / 15.209 Radiated Spurious Emissions**

Work Order #: **95723**

Date: 7/23/2014

Test Type: **Radiated Scan**

Time: 17:10:23

Equipment: **LED Nightlight**

Sequence#: 101

Manufacturer:

Tested By: Hieu Song Nguyenpham

Model: LNL9ZA1AB

S/N: NSAA7000007

Test Equipment:

ID	Asset #	Description	Model	Calibration Date	Cal Due Date
	AN02668	Spectrum Analyzer	E4446A	2/22/2013	2/22/2015
T1	AN03143	Cable	32022-29094K-144TC	8/2/2013	8/2/2015
T2	ANP00928	Cable	various	1/23/2014	1/23/2016
T3	ANP06138	Cable	32022-29094K-29094K-72TC	8/2/2013	8/2/2015
T4	AN02693	Active Horn Antenna	AMFW-5F-18002650-20-10P	2/21/2013	2/21/2015

Equipment Under Test (* = EUT):

Function	Manufacturer	Model #	S/N
LED Nightlight*		LNL9ZA1AB	NSAA7000007

Support Devices:

Function	Manufacturer	Model #	S/N
Laptop	Apple	A1398	None
Router	TP-LINK	TL-WR740N	119A1710268

Test Conditions / Notes:

Radiated Spurious Emission
Frequency Range: 12000MHz to 18000MHz

Temperature: 22.6°C
Humidity: 39%
Pressure: 100.8kPa

Firmware: 0.1
Application: Command Line Terminal
Mode: Normal Operation
Highest Generated Frequency: 2.4 GHz
Transmit frequency: 2.4GHz Band
RF Output=19dBm
Gain of the Antenna=-3dBi
Number of Channel = 11

9 kHz -150kHz;RBW=200Hz,VBW=200Hz;
150 kHz-30MHz;RBW=9kHz,VBW=9kHz;
30 MHz-1000MHz;RBW=120kHz,VBW=120kHz,
1000 MHz-25,000MHz;RBW=1MHz,VBW=1MHz.

The EUT is a fixed device. It is place on an 80 cm table. The EUT is a smart nightlight with environmental sensors to monitor the quality of the indoor air and affects the air environment.

Note: The EUT is set to continuously transmit (WiFi on).
B Modulation Type (2Mbps)
High Channel

Ext Attn: 0 dB

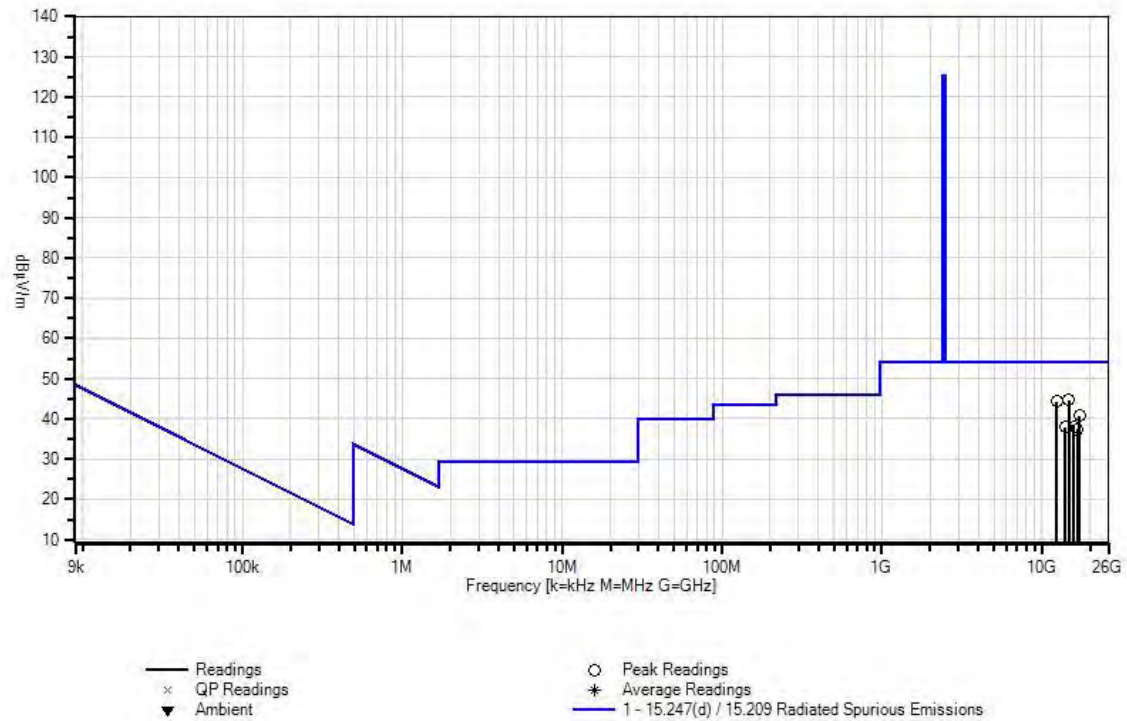
Measurement Data:

Reading listed by margin.

Test Distance: 3 Meters

#	Freq MHz	Rdng dBμV	T1 dB	T2 dB	T3 dB	T4 dB	Dist Table	Corr dBμV/m	Spec dBμV/m	Margin dB	Polar Ant
1	14772.198 M	50.5	+5.9	+0.8	+2.8	-15.4	+0.0	44.6	54.0	-9.4	Vert
2	12309.804 M	50.5	+5.5	+0.9	+2.5	-15.1	+0.0	44.3	54.0	-9.7	Vert
3	17217.441 M	45.2	+6.5	+0.7	+3.0	-14.7	+0.0	40.7	54.0	-13.3	Vert
4	15875.997 M	44.3	+6.5	+0.7	+2.9	-16.3	+0.0	38.1	54.0	-15.9	Horiz
5	14038.147 M	44.5	+5.8	+0.8	+2.7	-15.9	+0.0	37.9	54.0	-16.1	Horiz
6	16603.193 M	43.9	+6.2	+0.7	+3.0	-16.4	+0.0	37.4	54.0	-16.6	Horiz

CKC Laboratories, Inc Date: 7/23/2014 Time: 17:10:23 Leeo, Inc WO#: 95723
 Test Distance: 3 Meters Sequence#: 101



Test Location: CKC Laboratories, Inc. • 1120 Fulton Place • Fremont, CA 94539 • (510) 249-1170

Customer: **Leeo, Inc.**

Specification: **15.247(d) / 15.209 Radiated Spurious Emissions**

Work Order #: **95723**

Date: 7/24/2014

Test Type: **Radiated Scan**

Time: 11:22:26

Equipment: **LED Nightlight**

Sequence#: 127

Manufacturer:

Tested By: Hieu Song Nguyenpham

Model: LNL9ZA1AB

S/N: NSAA7000007

Test Equipment:

ID	Asset #	Description	Model	Calibration Date	Cal Due Date
	AN02668	Spectrum Analyzer	E4446A	2/22/2013	2/22/2015
T1	AN03143	Cable	32022-29094K-144TC	8/2/2013	8/2/2015
T2	ANP06138	Cable	32022-29094K-29094K-72TC	8/2/2013	8/2/2015
T3	AN02694	Horn Antenna-ANSI C63.5 Antenna Factors (dB)	AMFW-5F-18002650-20-10P	2/4/2013	2/4/2015
T4	ANP00929	Cable	various	1/23/2014	1/23/2016

Equipment Under Test (* = EUT):

Function	Manufacturer	Model #	S/N
LED Nightlight*		LNL9ZA1AB	NSAA7000007

Support Devices:

Function	Manufacturer	Model #	S/N
Laptop	Apple	A1398	None
Router	TP-LINK	TL-WR740N	119A1710268

Test Conditions / Notes:

Radiated Spurious Emission
Frequency Range: 18000MHz to 25000MHz

Temperature: 22.6°C

Humidity: 39%

Pressure: 100.8kPa

Firmware: 0.1

Application: Command Line Terminal

Mode: Normal Operation

Highest Generated Frequency: 2.4 GHz

Transmit frequency: 2.4GHz Band

RF Output=19dBm

Gain of the Antenna=-3dBi

Number of Channel = 11

9 kHz -150kHz;RBW=200Hz,VBW=200Hz;
150 kHz-30MHz;RBW=9 kHz,VBW=9kHz;
30 MHz-1000MHz;RBW=120kHz,VBW=120kHz,
1000 MHz-25,000MHz;RBW=1MHz,VBW=1MHz.

The EUT is a fixed device. It is place on an 80 cm table. The EUT is a smart nightlight with environmental sensors to monitor the quality of the indoor air and affects the air environment.

Note: The EUT is set to continuously transmit (WiFi on).

B Modulation Type (2Mbps)

High Channel

Ext Attn: 0 dB

Measurement Data:

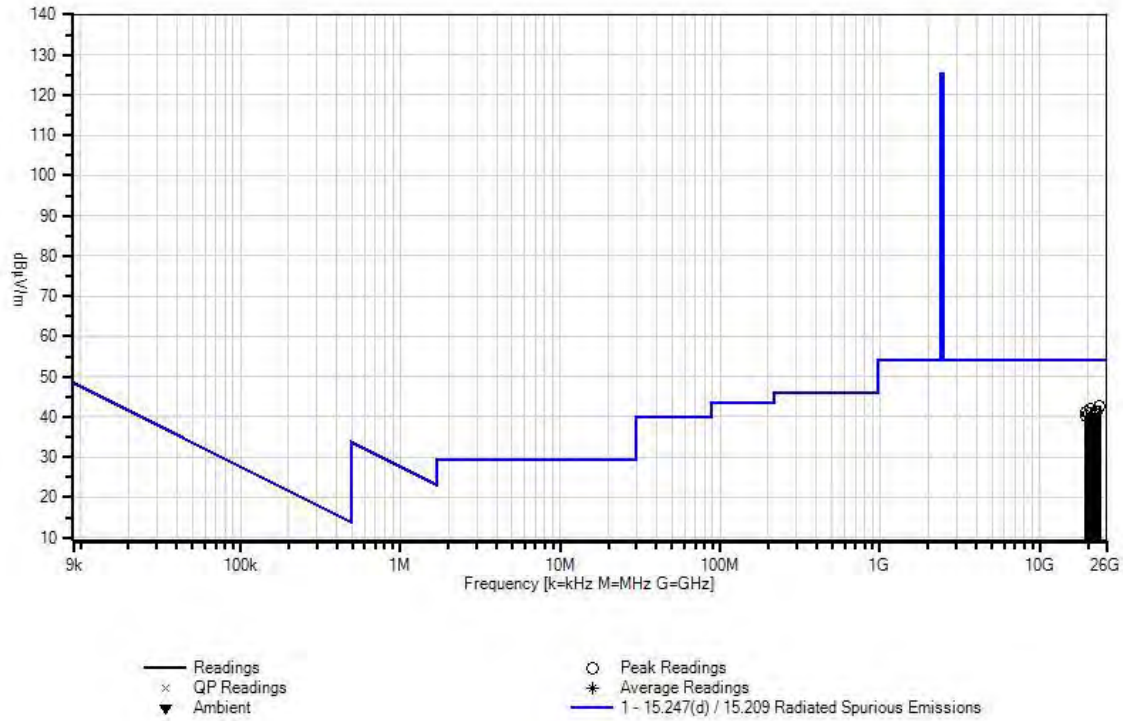
Reading listed by margin.

Test Distance: 3 Meters

#	Freq MHz	Rdng dBμV	T1 dB	T2 dB	T3 dB	T4 dB	Dist Table	Corr dBμV/m	Spec dBμV/m	Margin dB	Polar Ant
1	23565.037 M	46.1	+7.7	+3.6	-17.7	+3.0	+0.0	42.7	54.0	-11.3	Vert
2	20830.193 M	45.1	+7.2	+3.4	-17.0	+3.2	+0.0	41.9	54.0	-12.1	Vert
3	22567.711 M	44.6	+7.6	+3.6	-17.6	+3.0	+0.0	41.2	54.0	-12.8	Horiz
4	19696.213 M	44.1	+7.0	+3.3	-16.6	+3.3	+0.0	41.1	54.0	-12.9	Vert
5	21990.320 M	44.2	+7.4	+3.5	-17.3	+3.0	+0.0	40.8	54.0	-13.2	Horiz
6	20136.090 M	43.7	+7.2	+3.4	-16.8	+3.2	+0.0	40.7	54.0	-13.3	Horiz

7	19472.878	43.1	+7.0	+3.2	-16.6	+3.3	+0.0	40.0	54.0	-14.0	Horiz
	M										

CKC Laboratories, Inc Date: 7/24/2014 Time: 11:22:26 Leo, Inc WO#: 95723
 Test Distance: 3 Meters Sequence#: 127



Test Location: CKC Laboratories, Inc. • 1120 Fulton Place • Fremont, CA 94539 • (510) 249-1170

Customer: **Leeo, Inc.**
 Specification: **15.247(d) / 15.209 Radiated Spurious Emissions**
 Work Order #: **95723** Date: 7/25/2014
 Test Type: **Radiated Scan** Time: 17:01:13
 Equipment: **LED Nightlight** Sequence#: 209
 Manufacturer: Tested By: Hieu Song Nguyenpham
 Model: LNL9ZA1AB
 S/N: NSAA7000007

Test Equipment:

ID	Asset #	Description	Model	Calibration Date	Cal Due Date
	AN02668	Spectrum Analyzer	E4446A	2/22/2013	2/22/2015
	ANP00880	Cable	RG214U	6/13/2014	6/13/2016
	ANP05300	Cable	RG214/U	3/25/2013	3/25/2015
	AN00432	Loop Antenna	6502	4/2/2013	4/2/2015

Equipment Under Test (* = EUT):

Function	Manufacturer	Model #	S/N
LED Nightlight*		LNL9ZA1AB	NSAA7000007

Support Devices:

Function	Manufacturer	Model #	S/N
Laptop	Apple	A1398	None
Router	TP-LINK	TL-WR740N	119A1710268

Test Conditions / Notes:

Radiated Spurious Emission
 Frequency Range: 9kHz to 30MHz

Temperature: 22.6°C
 Humidity: 39%
 Pressure: 100.8kPa
 Firmware: 0.1
 Application: Command Line Terminal
 Mode: Normal Operation
 Highest Generated Frequency: 2.4 GHz
 Transmit frequency: 2.4GHz Band
 RF Output=17dBm
 Gain of the Antenna=-3dBi
 Number of Channel = 11

9 kHz -150kHz;RBW=200Hz,VBW=200Hz;
 150 kHz-30MHz;RBW= kHz,VBW=9kHz;
 30 MHz-1000MHz;RBW=120kHz,VBW=120kHz,
 1000 MHz-25,000MHz;RBW=1MHz,VBW=1MHz.

The EUT is a fixed device. It is place on an 80 cm table. The EUT is a smart nightlight with environmental sensors to monitor the quality of the indoor air and affects the air environment.

Note: The EUT is set to continuously transmit (WiFi on).
 G Modulation Type (9Mbps)
 Low Channel

NO EUT EMISSIONS DETECTED WITHIN 20dB THE LIMIT.

Test Location: CKC Laboratories, Inc. • 1120 Fulton Place • Fremont, CA 94539 • (510) 249-1170

Customer: **Leeo, Inc.**

Specification: **15.247(d) / 15.209 Radiated Spurious Emissions**

Work Order #: **95723**

Date: 7/24/2014

Test Type: **Radiated Scan**

Time: 16:36:33

Equipment: **LED Nightlight**

Sequence#: 157

Manufacturer:

Tested By: Hieu Song Nguyenpham

Model: LNL9ZA1AB

S/N: NSAA7000007

Test Equipment:

ID	Asset #	Description	Model	Calibration Date	Cal Due Date
	AN02668	Spectrum Analyzer	E4446A	2/22/2013	2/22/2015
T1	AN00730	Preamplifier	8447D	1/17/2013	1/17/2015
T2	AN00852	Biconilog Antenna	CBL 6111C	11/28/2012	11/28/2014
T3	ANP00880	Cable	RG214U	6/13/2014	6/13/2016
T4	ANP01183	Cable	CNT-195	9/3/2013	9/3/2015
T5	ANP05300	Cable	RG214/U	3/25/2013	3/25/2015

Equipment Under Test (* = EUT):

Function	Manufacturer	Model #	S/N
LED Nightlight*		LNL9ZA1AB	NSAA7000007

Support Devices:

Function	Manufacturer	Model #	S/N
Laptop	Apple	A1398	None
Router	TP-LINK	TL-WR740N	119A1710268

Test Conditions / Notes:

<p>Radiated Spurious Emission Frequency Range: 30MHz to 1000MHz Temperature: 22.6°C Humidity: 39% Pressure: 100.8kPa Firmware: 0.1 Application: Command Line Terminal Mode: Normal Operation Highest Generated Frequency: 2.4 GHz Transmit frequency: 2.4GHz Band RF Output=17dBm Gain of the Antenna=-3dBi Number of Channel = 11 9 kHz -150kHz;RBW=200Hz,VBW=200Hz; 150 kHz-30MHz;RBW=9kHz,VBW=9kHz; 30 MHz-1000MHz;RBW=120kHz,VBW=120kHz, 1000 MHz-25,000MHz;RBW=1MHz,VBW=1MHz.</p> <p>The EUT is a fixed device. It is placed on an 80 cm table. The EUT is a smart nightlight with environmental sensors to monitor the quality of the indoor air and affects the air environment.</p> <p>Note: The EUT is set to continuously transmit (WiFi on). G Modulation Type (9Mbps) Low Channel</p>
--

Ext Attn: 0 dB

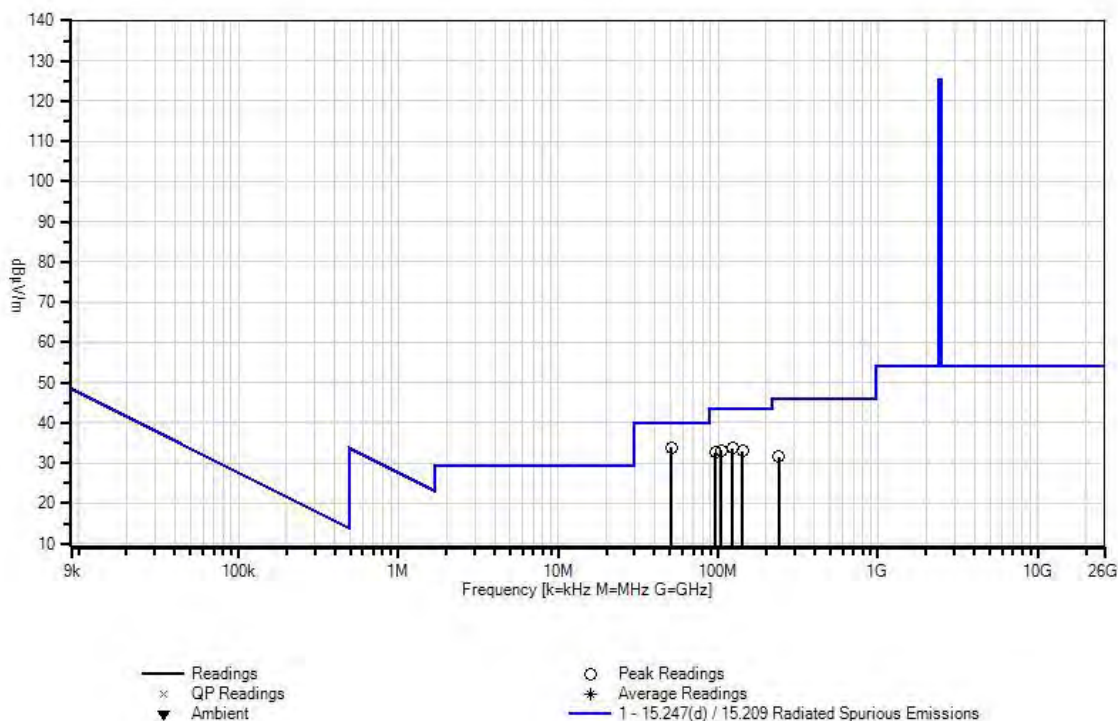
Measurement Data:

Reading listed by margin.

Test Distance: 3 Meters

#	Freq MHz	Rdng dB μ V	T1 T5 dB	T2 dB	T3 dB	T4 dB	Dist Table	Corr dB μ V/m	Spec dB μ V/m	Margin dB	Polar Ant
1	50.896M	51.2	-27.0 +0.2	+8.6	+0.6	+0.2	+0.0	33.8	40.0	-6.2	Vert
2	122.495M	47.6	-27.0 +0.3	+11.5	+1.0	+0.3	+0.0	33.7	43.5	-9.8	Horiz
3	104.837M	48.4	-27.1 +0.3	+10.5	+0.9	+0.2	+0.0	33.2	43.5	-10.3	Vert
4	142.555M	46.7	-26.8 +0.3	+11.2	+1.1	+0.4	+0.0	32.9	43.5	-10.6	Horiz
5	95.883M	48.9	-27.1 +0.3	+9.5	+0.9	+0.2	+0.0	32.7	43.5	-10.8	Vert
6	239.972M	44.7	-27.0 +0.4	+11.3	+1.5	+0.6	+0.0	31.5	46.0	-14.5	Horiz

CKC Laboratories, Inc Date: 7/24/2014 Time: 16:36:33 Leeo, Inc WO#: 95723
Test Distance: 3 Meters Sequence#: 157



Test Location: CKC Laboratories, Inc. • 1120 Fulton Place • Fremont, CA 94539 • (510) 249-1170

Customer: **Leeo, Inc.**

Specification: **15.247(d) / 15.209 Radiated Spurious Emissions**

Work Order #: **95723**

Date: 7/23/2014

Test Type: **Radiated Scan**

Time: 11:17:01

Equipment: **LED Nightlight**

Sequence#: 59

Manufacturer:

Tested By: Hieu Song Nguyenpham

Model: LNL9ZA1AB

S/N: NSAA7000007

Test Equipment:

ID	Asset #	Description	Model	Calibration Date	Cal Due Date
T1	AN02157	Horn Antenna-ANSI C63.5	3115	1/23/2013	1/23/2015
T2	AN03302	Cable	32026-29094K-29094K-72TC	3/24/2014	3/24/2016
T3	ANP01210	Cable	FSJ1P-50A-4A	2/19/2013	2/19/2015
	AN02668	Spectrum Analyzer	E4446A	2/22/2013	2/22/2015
T4	AN03114	Preamp	AMF-7D-00101800-30-10P	4/11/2013	4/11/2015
T5	AN03015	Cable	32022-2-29094K-24TC	5/6/2013	5/6/2015
T6	AN03309	High Pass Filter	11SH10-3000/T10000-O/O	4/2/2014	4/2/2016

Equipment Under Test (* = EUT):

Function	Manufacturer	Model #	S/N
LED Nightlight*		LNL9ZA1AB	NSAA7000007

Support Devices:

Function	Manufacturer	Model #	S/N
Laptop	Apple	A1398	None
Router	TP-LINK	TL-WR740N	119A1710268

Test Conditions / Notes:

Radiated Spurious Emission
Frequency Range: 1000MHz to 12000MHz
Temperature: 22.6°C
Humidity: 39%
Pressure: 100.8kPa
Firmware: 0.1
Mode: Normal Operation
Highest Generated Frequency: 2.4 GHz
Transmit frequency: 2.4GHz Band
RF Output=17dBm
Gain of the Antenna=-3dBi
Number of Channel = 11
9kHz -150kHz;RBW=200Hz,VBW=200Hz;
150kHz-30MHz;RBW=9kHz,VBW=9kHz;
30MHz-1000MHz;RBW=120kHz,VBW=120kHz,
1000 MHz-25,000MHz;RBW=1MHz,VBW=1MHz.
The EUT is a fixed device. It is placed on an 80 cm table. The EUT is a smart nightlight with environmental sensors to monitor the quality of the indoor air and affects the air environment.
Note: The EUT is set to continuously transmit (WiFi on).
G Modulation Type (9Mbps)
Low Channel

Ext Attn: 0 dB

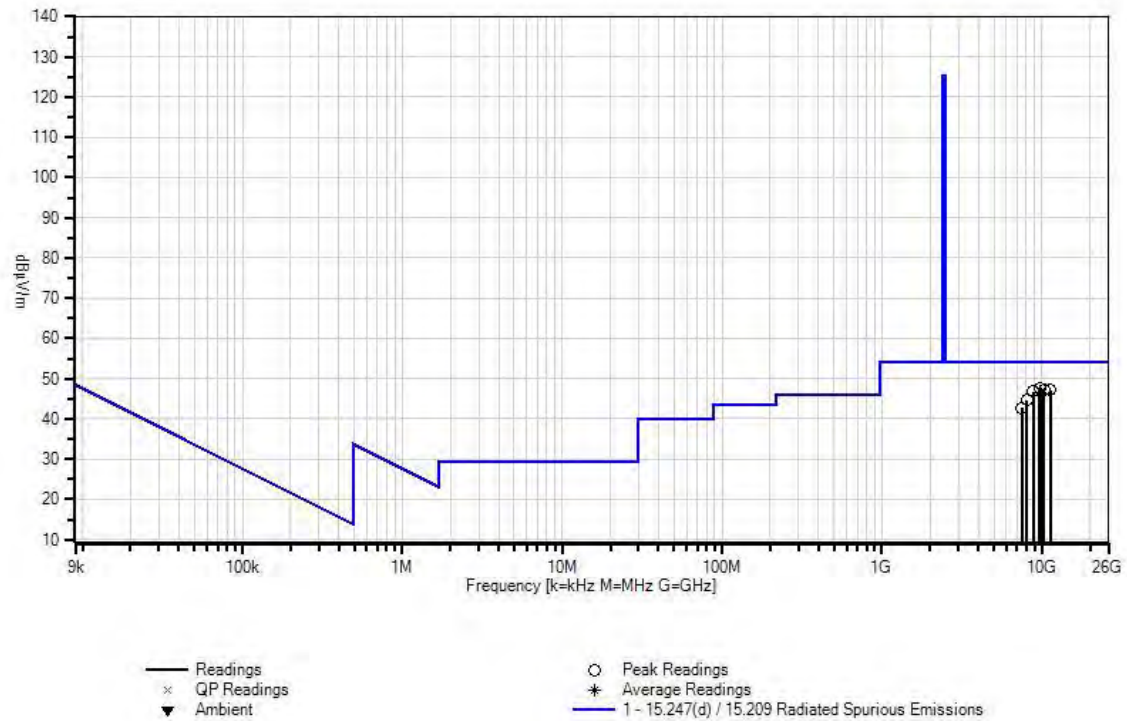
Measurement Data:

Reading listed by margin.

Test Distance: 3 Meters

#	Freq	Rdng	T1	T2	T3	T4	Dist	Corr	Spec	Margin	Polar
	MHz	dBμV	T5 dB	T6 dB	dB	dB	Table	dBμV/m	dBμV/m	dB	Ant
1	9741.735M	55.9	+39.0 +1.3	+2.4 +0.2	+6.3	-57.5	+0.0	47.6	54.0	-6.4	Vert
2	9648.642M	56.2	+38.7 +1.3	+2.4 +0.2	+6.2	-57.4	+0.0	47.6	54.0	-6.4	Horiz
3	10321.314 M	56.3	+39.5 +1.3	+2.5 +0.2	+6.2	-58.7	+0.0	47.3	54.0	-6.7	Horiz
4	11257.984 M	54.8	+39.0 +1.2	+2.6 +0.2	+6.2	-56.9	+0.0	47.1	54.0	-6.9	Vert
5	8777.772M	55.3	+38.0 +1.4	+2.3 +0.3	+5.8	-56.3	+0.0	46.8	54.0	-7.2	Vert
6	8048.043M	55.9	+36.9 +1.4	+2.2 +0.2	+5.5	-57.5	+0.0	44.6	54.0	-9.4	Horiz
7	7455.451M	56.5	+36.8 +1.0	+2.1 +0.2	+5.4	-59.3	+0.0	42.7	54.0	-11.3	Vert

CKC Laboratories, Inc Date: 7/23/2014 Time: 11:17:01 Leeo, Inc WO#: 95723
 Test Distance: 3 Meters Sequence#: 59



Test Location: CKC Laboratories, Inc. • 1120 Fulton Place • Fremont, CA 94539 • (510) 249-1170

Customer: **Leeo, Inc.**
 Specification: **15.247(d) / 15.209 Radiated Spurious Emissions**
 Work Order #: **95723** Date: 7/23/2014
 Test Type: **Radiated Scan** Time: 15:48:07
 Equipment: **LED Nightlight** Sequence#: 86
 Manufacturer: Tested By: Hieu Song Nguyenpham
 Model: LNL9ZA1AB
 S/N: NSAA7000007

Test Equipment:

ID	Asset #	Description	Model	Calibration Date	Cal Due Date
	AN02668	Spectrum Analyzer	E4446A	2/22/2013	2/22/2015
T1	AN03143	Cable	32022-29094K-144TC	8/2/2013	8/2/2015
T2	ANP00928	Cable	various	1/23/2014	1/23/2016
T3	ANP06138	Cable	32022-29094K-29094K-72TC	8/2/2013	8/2/2015
T4	AN02693	Active Horn Antenna	AMFW-5F-18002650-20-10P	2/21/2013	2/21/2015

Equipment Under Test (* = EUT):

Function	Manufacturer	Model #	S/N
LED Nightlight*		LNL9ZA1AB	NSAA7000007

Support Devices:

Function	Manufacturer	Model #	S/N
Laptop	Apple	A1398	None
Router	TP-LINK	TL-WR740N	119A1710268

Test Conditions / Notes:

Radiated Spurious Emission
Frequency Range: 12000MHz to 18000MHz

Temperature: 22.6°C
Humidity: 39%
Pressure: 100.8kPa

Firmware: 0.1
Application: Command Line Terminal
Mode: Normal Operation
Highest Generated Frequency: 2.4 GHz
Transmit frequency: 2.4GHz Band
RF Output=17dBm
Gain of the Antenna=-3dBi
Number of Channel = 11

9 kHz -150kHz;RBW=200Hz,VBW=200Hz;
150 kHz-30MHz;RBW=9kHz,VBW=9kHz;
30 MHz-1000MHz;RBW=120kHz,VBW=120kHz,
1000 MHz-25,000MHz;RBW=1MHz,VBW=1MHz.

The EUT is a fixed device. It is placed on an 80 cm table. The EUT is a smart nightlight with environmental sensors to monitor the quality of the indoor air and affects the air environment.
Note: The EUT is set to continuously transmit (WiFi on).
G Modulation Type (9Mbps)
Low Channel

Ext Attn: 0 dB

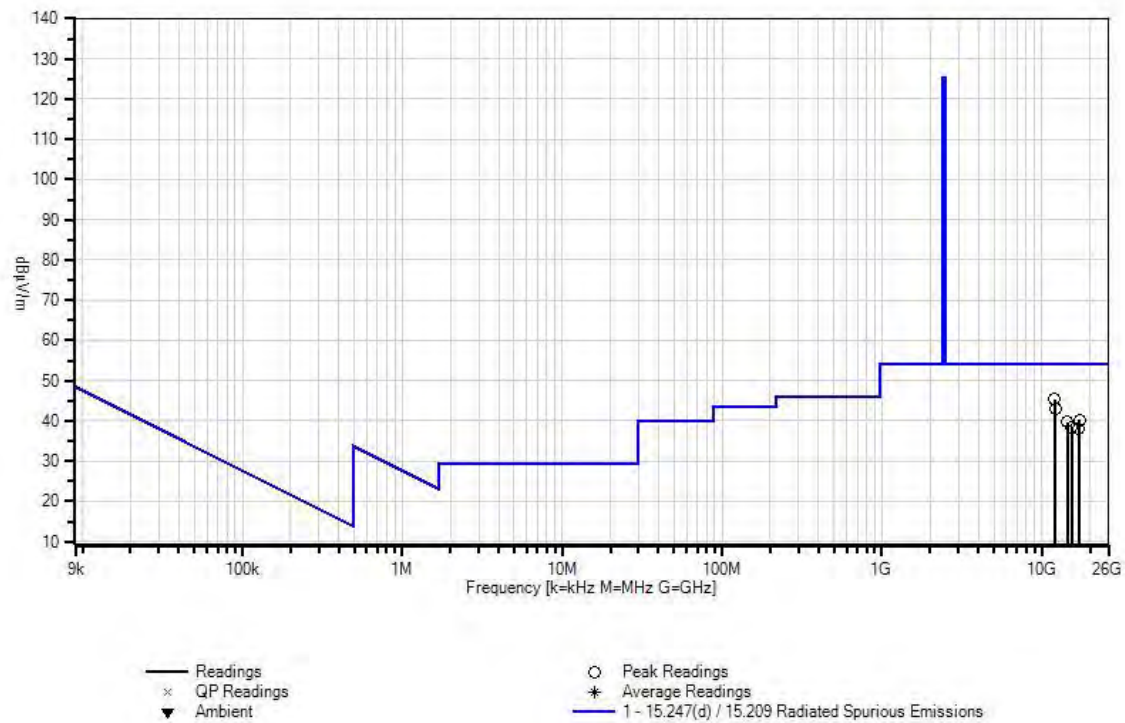
Measurement Data:

Reading listed by margin.

Test Distance: 3 Meters

#	Freq MHz	Rdng dBμV	T1 dB	T2 dB	T3 dB	T4 dB	Dist Table	Corr dBμV/m	Spec dBμV/m	Margin dB	Polar Ant
1	12051.207 M	51.4	+5.4	+0.9	+2.5	-14.9	+0.0	45.3	54.0	-8.7	Vert
2	12061.449 M	49.0	+5.4	+0.9	+2.5	-14.9	+0.0	42.9	54.0	-11.1	Horiz
3	17210.500 M	44.7	+6.5	+0.7	+3.0	-14.7	+0.0	40.2	54.0	-13.8	Vert
4	14468.841 M	45.6	+6.0	+0.8	+2.8	-15.4	+0.0	39.8	54.0	-14.2	Vert
5	15366.431 M	44.6	+6.0	+0.8	+2.8	-15.8	+0.0	38.4	54.0	-15.6	Horiz
6	16958.902 M	43.9	+6.2	+0.7	+3.0	-15.6	+0.0	38.2	54.0	-15.8	Horiz

CKC Laboratories, Inc Date: 7/23/2014 Time: 15:48:07 Leeo, Inc WO#: 95723
 Test Distance: 3 Meters Sequence#: 86



Test Location: CKC Laboratories, Inc. • 1120 Fulton Place • Fremont, CA 94539 • (510) 249-1170

Customer: **Leeo, Inc.**

Specification: **15.247(d) / 15.209 Radiated Spurious Emissions**

Work Order #: **95723**

Date: 7/24/2014

Test Type: **Radiated Scan**

Time: 11:38:51

Equipment: **LED Nightlight**

Sequence#: 130

Manufacturer:

Tested By: Hieu Song Nguyenpham

Model: LNL9ZA1AB

S/N: NSAA7000007

Test Equipment:

ID	Asset #	Description	Model	Calibration Date	Cal Due Date
	AN02668	Spectrum Analyzer	E4446A	2/22/2013	2/22/2015
T1	AN03143	Cable	32022-29094K-144TC	8/2/2013	8/2/2015
T2	ANP06138	Cable	32022-29094K-29094K-72TC	8/2/2013	8/2/2015
T3	AN02694	Horn Antenna-ANSI C63.5 Antenna Factors (dB)	AMFW-5F-18002650-20-10P	2/4/2013	2/4/2015
T4	ANP00929	Cable	various	1/23/2014	1/23/2016

Equipment Under Test (* = EUT):

Function	Manufacturer	Model #	S/N
LED Nightlight*		LNL9ZA1AB	NSAA7000007

Support Devices:

Function	Manufacturer	Model #	S/N
Laptop	Apple	A1398	None
Router	TP-LINK	TL-WR740N	119A1710268

Test Conditions / Notes:

Radiated Spurious Emission
Frequency Range: 18000MHz to 25000MHz
Temperature: 22.6°C
Humidity: 39%
Pressure: 100.8kPa
Firmware: 0.1
Application: Command Line Terminal
Mode: Normal Operation
Highest Generated Frequency: 2.4 GHz
Transmit frequency: 2.4GHz Band
RF Output=17dBm
Gain of the Antenna=-3dBi
Number of Channel = 11
9 kHz -150kHz;RBW=200Hz,VBW=200Hz;
150 kHz-30MHz;RBW=9kHz,VBW=9kHz;
30 MHz-1000MHz;RBW=120kHz,VBW=120kHz,
1000 MHz-25,000MHz;RBW=1MHz,VBW=1MHz.
The EUT is a fixed device. It is placed on 80 cm table. The EUT is a smart nightlight with environmental sensors to monitor the quality of the indoor air and affects the air environment.
Note: The EUT is set to continuously transmit (WiFi on).
G Modulation Type (9Mbps)
Low Channel

Ext Attn: 0 dB

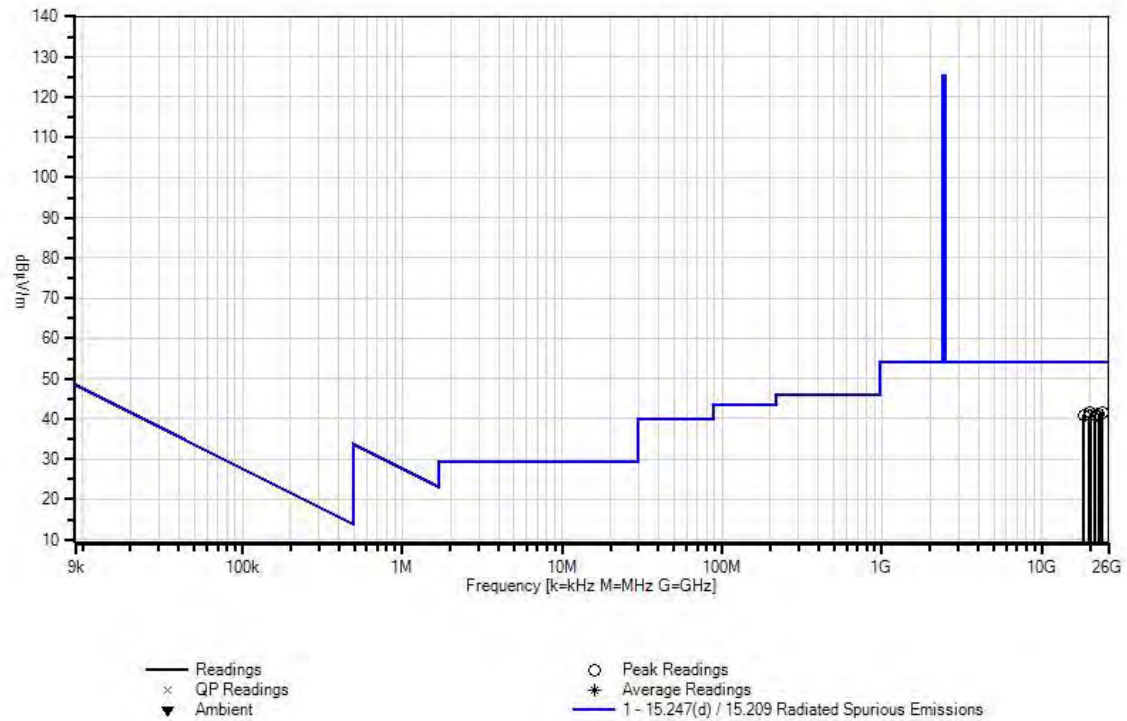
Measurement Data:

Reading listed by margin.

Test Distance: 3 Meters

#	Freq MHz	Rdng dB μ V	T1 dB	T2 dB	T3 dB	T4 dB	Dist Table	Corr dB μ V/m	Spec dB μ V/m	Margin dB	Polar Ant
1	23781.858 M	44.6	+8.1	+3.6	-17.7	+3.0	+0.0	41.6	54.0	-12.4	Horiz
2	20060.826 M	44.5	+7.1	+3.4	-16.8	+3.2	+0.0	41.4	54.0	-12.6	Horiz
3	22622.181 M	44.9	+7.5	+3.6	-17.7	+3.0	+0.0	41.3	54.0	-12.7	Vert
4	21507.346 M	44.3	+7.4	+3.5	-17.2	+3.0	+0.0	41.0	54.0	-13.0	Vert
5	18272.698 M	44.4	+6.7	+3.2	-16.8	+3.4	+0.0	40.9	54.0	-13.1	Horiz
6	19758.097 M	43.7	+7.0	+3.3	-16.6	+3.3	+0.0	40.7	54.0	-13.3	Vert

CKC Laboratories, Inc Date: 7/24/2014 Time: 11:38:51 Leeo, Inc WO#: 95723
 Test Distance: 3 Meters Sequence#: 130



Test Location: CKC Laboratories, Inc. • 1120 Fulton Place • Fremont, CA 94539 • (510) 249-1170

Customer: **Leeo, Inc.**
 Specification: **15.247(d) / 15.209 Radiated Spurious Emissions**
 Work Order #: **95723** Date: 7/25/2014
 Test Type: **Radiated Scan** Time: 17:09:57
 Equipment: **LED Nightlight** Sequence#: 213
 Manufacturer: Tested By: Hieu Song Nguyenpham
 Model: LNL9ZA1AB
 S/N: NSAA7000007

Test Equipment:

ID	Asset #	Description	Model	Calibration Date	Cal Due Date
	AN02668	Spectrum Analyzer	E4446A	2/22/2013	2/22/2015
	ANP00880	Cable	RG214U	6/13/2014	6/13/2016
	ANP05300	Cable	RG214/U	3/25/2013	3/25/2015
	AN00432	Loop Antenna	6502	4/2/2013	4/2/2015

Equipment Under Test (* = EUT):

Function	Manufacturer	Model #	S/N
LED Nightlight*		LNL9ZA1AB	NSAA7000007

Support Devices:

Function	Manufacturer	Model #	S/N
Laptop	Apple	A1398	None
Router	TP-LINK	TL-WR740N	119A1710268

Test Conditions / Notes:

Radiated Spurious Emission
 Frequency Range: 9kHz to 30MHz
 Temperature: 22.6°C
 Humidity: 39%
 Pressure: 100.8kPa
 Firmware: 0.1
 Application: Command Line Terminal
 Mode: Normal Operation
 Highest Generated Frequency: 2.4 GHz
 Transmit frequency: 2.4GHz Band
 RF Output=17dBm
 Gain of the Antenna=-3dBi
 Number of Channel = 11
 9 kHz -150kHz;RBW=200Hz,VBW=200Hz;
 150 kHz-30MHz;RBW=9kHz,VBW=9kHz;
 30 MHz-1000MHz;RBW=120kHz,VBW=120kHz,
 1000 MHz-25,000MHz;RBW=1MHz,VBW=1MHz.
 The EUT is a fixed device. It is placed on an 80 cm table. The EUT is a smart nightlight with environmental sensors to monitor the quality of the indoor air and affects the air environment.
 Note: The EUT is set to continuously transmit (WiFi on).
 G Modulation Type (9Mbps)
 Middle Channel
NO EUT EMISSIONS DETECTED WITHIN 20dB THE LIMIT.

Test Location: CKC Laboratories, Inc. • 1120 Fulton Place • Fremont, CA 94539 • (510) 249-1170

Customer: **Leeo, Inc.**
 Specification: **15.247(d) / 15.209 Radiated Spurious Emissions**
 Work Order #: **95723** Date: 7/24/2014
 Test Type: **Radiated Scan** Time: 17:02:39
 Equipment: **LED Nightlight** Sequence#: 160
 Manufacturer: Tested By: Hieu Song Nguyenpham
 Model: LNL9ZA1AB
 S/N: NSAA7000007

Test Equipment:

ID	Asset #	Description	Model	Calibration Date	Cal Due Date
	AN02668	Spectrum Analyzer	E4446A	2/22/2013	2/22/2015
T1	AN00730	Preamplifier	8447D	1/17/2013	1/17/2015
T2	AN00852	Biconilog Antenna	CBL 6111C	11/28/2012	11/28/2014
T3	ANP00880	Cable	RG214U	6/13/2014	6/13/2016
T4	ANP01183	Cable	CNT-195	9/3/2013	9/3/2015
T5	ANP05300	Cable	RG214/U	3/25/2013	3/25/2015

Equipment Under Test (* = EUT):

Function	Manufacturer	Model #	S/N
LED Nightlight*		LNL9ZA1AB	NSAA7000007

Support Devices:

Function	Manufacturer	Model #	S/N
Laptop	Apple	A1398	None
Router	TP-LINK	TL-WR740N	119A1710268

Test Conditions / Notes:

Radiated Spurious Emission
 Frequency Range: 30MHz to 1000MHz
 Temperature: 22.6°C
 Humidity: 39%
 Pressure: 100.8kPa
 Firmware: 0.1
 Application: Command Line Terminal
 Mode: Normal Operation
 Highest Generated Frequency: 2.4 GHz
 Transmit frequency: 2.4GHz Band
 RF Output=17dBm
 Gain of the Antenna=-3dBi
 Number of Channel = 11
 9 kHz -150kHz;RBW=200Hz,VBW=200Hz;
 150 kHz-30MHz;RBW=9kHz,VBW=9kHz;
 30 MHz-1000MHz;RBW=120kHz,VBW=120kHz,
 1000 MHz-25,000MHz;RBW=1MHz,VBW=1MHz.
 The EUT is a fixed device. It is placed on an 80 cm table. The EUT is a smart nightlight with environmental sensors to monitor the quality of the indoor air and affects the air environment.
 Note: The EUT is set to continuously transmit (WiFi on).
 G Modulation Type (9Mbps)
 Middle Channel

Ext Attn: 0 dB

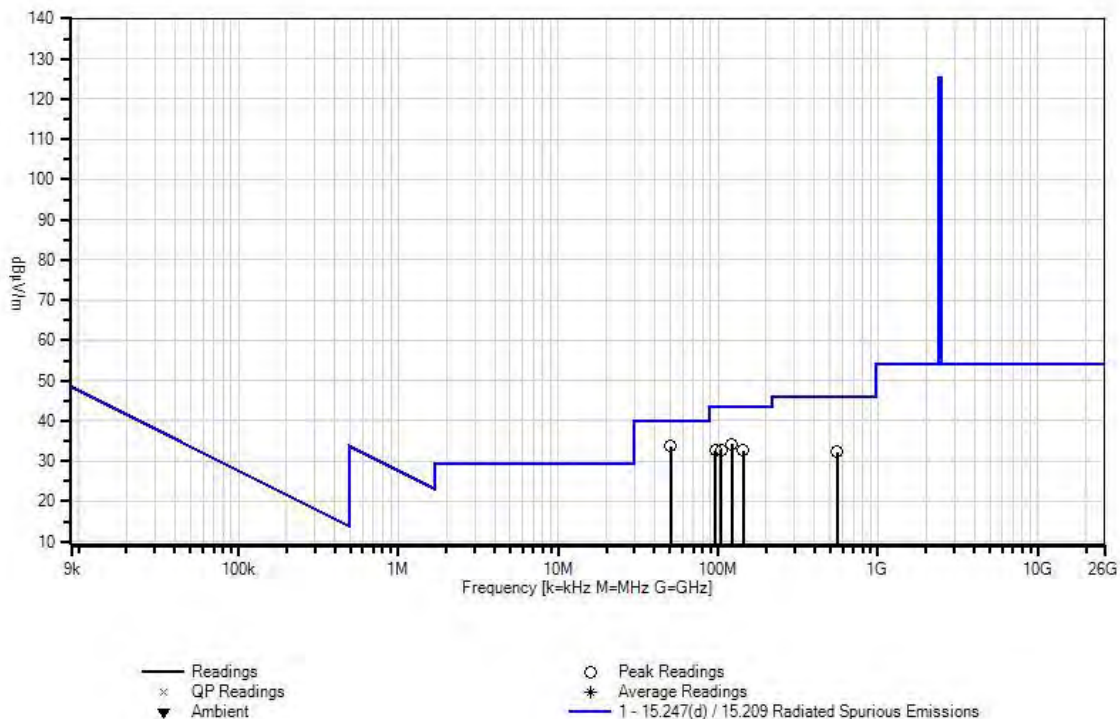
Measurement Data:

Reading listed by margin.

Test Distance: 3 Meters

#	Freq MHz	Rdng dB μ V	T1 T5 dB	T2 dB	T3 dB	T4 dB	Dist Table	Corr dB μ V/m	Spec dB μ V/m	Margin dB	Polar Ant
1	50.630M	50.9	-27.0 +0.2	+8.7	+0.6	+0.3	+0.0	33.7	40.0	-6.3	Vert
2	122.375M	48.2	-27.0 +0.3	+11.4	+1.0	+0.3	+0.0	34.2	43.5	-9.3	Horiz
3	104.957M	48.0	-27.1 +0.3	+10.5	+0.9	+0.2	+0.0	32.8	43.5	-10.7	Vert
4	143.516M	46.5	-26.8 +0.3	+11.2	+1.1	+0.4	+0.0	32.7	43.5	-10.8	Horiz
5	96.283M	48.7	-27.1 +0.3	+9.6	+0.9	+0.2	+0.0	32.6	43.5	-10.9	Vert
6	552.044M	36.0	-26.9 +0.7	+19.2	+2.4	+0.8	+0.0	32.2	46.0	-13.8	Horiz

CKC Laboratories, Inc Date: 7/24/2014 Time: 17:02:39 Leeo, Inc WO#: 95723
Test Distance: 3 Meters Sequence#: 160



Test Location: CKC Laboratories, Inc. • 1120 Fulton Place • Fremont, CA 94539 • (510) 249-1170

Customer: **Leeo, Inc.**

Specification: **15.247(d) / 15.209 Radiated Spurious Emissions**

Work Order #: **95723**

Date: 7/23/2014

Test Type: **Radiated Scan**

Time: 11:39:40

Equipment: **LED Nightlight**

Sequence#: 62

Manufacturer:

Tested By: Hieu Song Nguyenpham

Model: LNL9ZA1AB

S/N: NSAA7000007

Test Equipment:

ID	Asset #	Description	Model	Calibration Date	Cal Due Date
T1	AN02157	Horn Antenna-ANSI C63.5	3115	1/23/2013	1/23/2015
T2	AN03302	Cable	32026-29094K-29094K-72TC	3/24/2014	3/24/2016
T3	ANP01210	Cable	FSJ1P-50A-4A	2/19/2013	2/19/2015
	AN02668	Spectrum Analyzer	E4446A	2/22/2013	2/22/2015
T4	AN03114	Preamp	AMF-7D-00101800-30-10P	4/11/2013	4/11/2015
T5	AN03015	Cable	32022-2-29094K-24TC	5/6/2013	5/6/2015
T6	AN03309	High Pass Filter	11SH10-3000/T10000-O/O	4/2/2014	4/2/2016

Equipment Under Test (* = EUT):

Function	Manufacturer	Model #	S/N
LED Nightlight*		LNL9ZA1AB	NSAA7000007

Support Devices:

Function	Manufacturer	Model #	S/N
Laptop	Apple	A1398	None
Router	TP-LINK	TL-WR740N	119A1710268

Test Conditions / Notes:

Radiated Spurious Emission
Frequency Range: 1000MHz to 12000MHz
Temperature: 22.6°C
Humidity: 39%
Pressure: 100.8kPa
Firmware: 0.1
Application: Command Line Terminal
Mode: Normal Operation
Highest Generated Frequency: 2.4 GHz
Transmit frequency: 2.4GHz Band
RF Output=17dBm
Gain of the Antenna=-3dBi
Number of Channel = 11
9 kHz -150kHz;RBW=200Hz,VBW=200Hz;
150 kHz-30MHz;RBW=9kHz,VBW=9kHz;
30 MHz-1000MHz;RBW=120kHz,VBW=120kHz,
1000 MHz-25,000MHz;RBW=1MHz,VBW=1MHz.
The EUT is a fixed device. It is placed on an 80 cm table. The EUT is a smart nightlight with environmental sensors to monitor the quality of the indoor air and affects the air environment.
Note: The EUT is set to continuously transmit (WiFi on).
G Modulation Type (9Mbps)
Middle Channel

Ext Attn: 0 dB

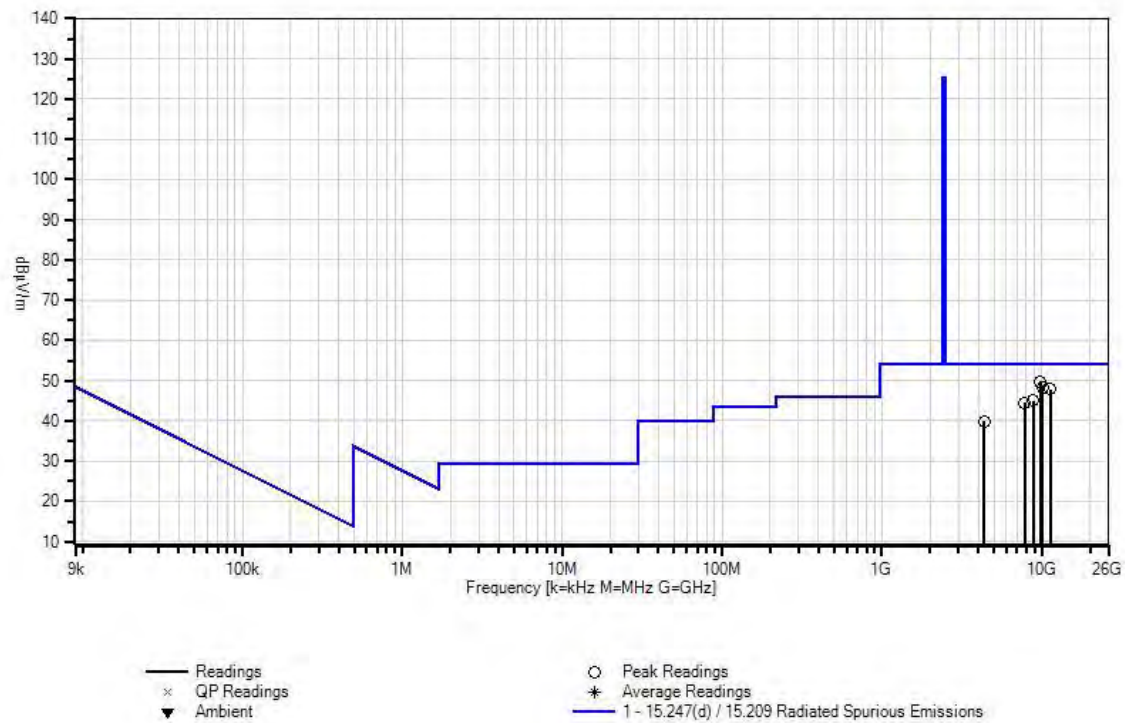
Measurement Data:

Reading listed by margin.

Test Distance: 3 Meters

#	Freq	Rdng	T1	T2	T3	T4	Dist	Corr	Spec	Margin	Polar
	MHz	dBμV	T5 dB	T6 dB	dB	dB	Table	dBμV/m	dBμV/m	dB	Ant
1	9747.210M	58.1	+39.0 +1.3	+2.4 +0.2	+6.3	-57.5	+0.0	49.8	54.0	-4.2	Vert
2	10066.561 M	56.7	+39.7 +1.3	+2.4 +0.2	+6.3	-58.2	+0.0	48.4	54.0	-5.6	Vert
3	11257.322 M	55.5	+39.0 +1.2	+2.6 +0.2	+6.2	-56.9	+0.0	47.8	54.0	-6.2	Vert
4	8860.277M	53.3	+38.1 +1.4	+2.3 +0.3	+6.0	-56.3	+0.0	45.1	54.0	-8.9	Horiz
5	7809.066M	57.4	+36.6 +1.2	+2.1 +0.2	+5.5	-58.5	+0.0	44.5	54.0	-9.5	Horiz
6	4335.824M	60.5	+32.2 +0.7	+1.6 +0.3	+3.6	-59.0	+0.0	39.9	54.0	-14.1	Horiz

CKC Laboratories, Inc Date: 7/23/2014 Time: 11:39:40 Leeo, Inc WO#: 95723
 Test Distance: 3 Meters Sequence#: 62



Test Location: CKC Laboratories, Inc. • 1120 Fulton Place • Fremont, CA 94539 • (510) 249-1170

Customer: **Leeo, Inc.**

Specification: **15.247(d) / 15.209 Radiated Spurious Emissions**

Work Order #: **95723**

Date: 7/23/2014

Test Type: **Radiated Scan**

Time: 16:06:45

Equipment: **LED Nightlight**

Sequence#: 89

Manufacturer:

Tested By: Hieu Song Nguyenpham

Model: LNL9ZA1AB

S/N: NSAA7000007

Test Equipment:

ID	Asset #	Description	Model	Calibration Date	Cal Due Date
	AN02668	Spectrum Analyzer	E4446A	2/22/2013	2/22/2015
T1	AN03143	Cable	32022-29094K-144TC	8/2/2013	8/2/2015
T2	ANP00928	Cable	various	1/23/2014	1/23/2016
T3	ANP06138	Cable	32022-29094K-29094K-72TC	8/2/2013	8/2/2015
T4	AN02693	Active Horn Antenna	AMFW-5F-18002650-20-10P	2/21/2013	2/21/2015

Equipment Under Test (* = EUT):

Function	Manufacturer	Model #	S/N
LED Nightlight*		LNL9ZA1AB	NSAA7000007

Support Devices:

Function	Manufacturer	Model #	S/N
Laptop	Apple	A1398	None
Router	TP-LINK	TL-WR740N	119A1710268

Test Conditions / Notes:

Radiated Spurious Emission
Frequency Range: 12000MHz to 18000MHz
Temperature: 22.6°C
Humidity: 39%
Pressure: 100.8kPa
Firmware: 0.1
Application: Command Line Terminal
Mode: Normal Operation
Highest Generated Frequency: 2.4GHz
Transmit frequency: 2.4GHz Band
RF Output=17dBm
Gain of the Antenna=-3dBi
Number of Channel = 11
9kHz -150kHz;RBW=200Hz,VBW=200Hz;
150kHz-30MHz;RBW=9kHz,VBW=9kHz;
30MHz-1000MHz;RBW=120 Hz,VBW=120kHz,
1000MHz-25,000MHz;RBW=1MHz,VBW=1MHz.
The EUT is a fixed device. It is placed on 80 cm table. The EUT is a smart nightlight with environmental sensors to monitor the quality of the indoor air and affects the air environment.
Note: The EUT is set to continuously transmit (WiFi on).
G Modulation Type (9Mbps)
Middle Channel

Ext Attn: 0 dB

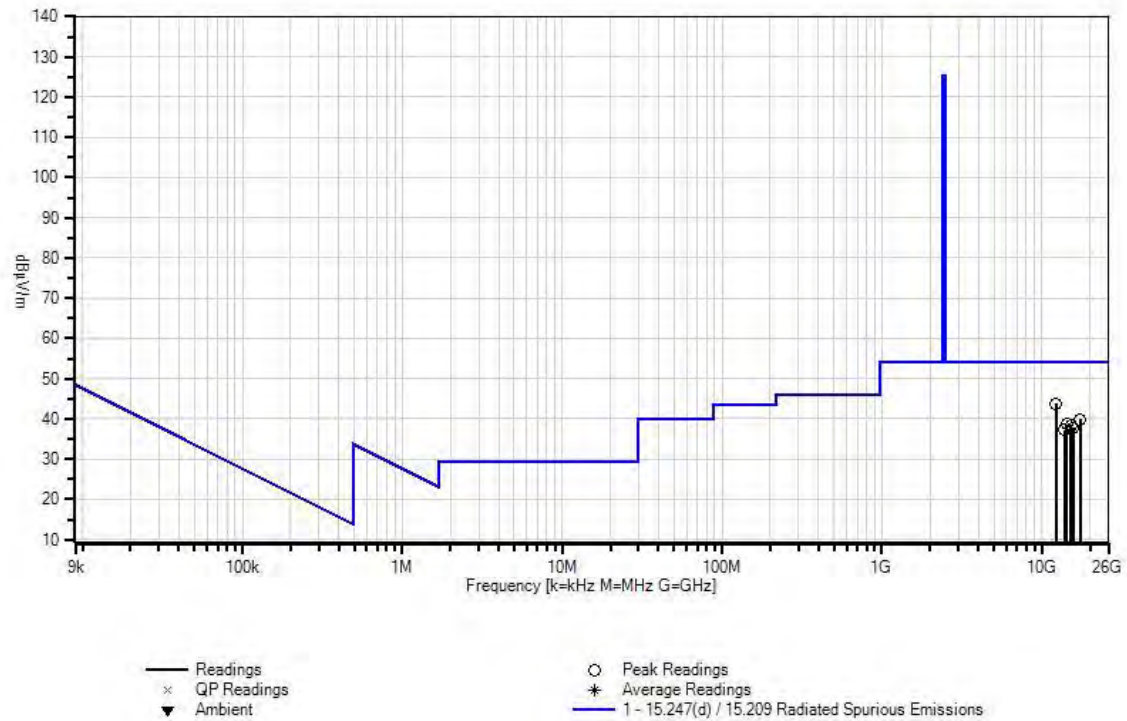
Measurement Data:

Reading listed by margin.

Test Distance: 3 Meters

#	Freq MHz	Rdng dBμV	T1 dB	T2 dB	T3 dB	T4 dB	Dist Table	Corr dBμV/m	Spec dBμV/m	Margin dB	Polar Ant
1	12186.907 M	50.1	+5.5	+0.9	+2.5	-15.3	+0.0	43.7	54.0	-10.3	Vert
2	17318.081 M	44.3	+6.5	+0.7	+3.0	-14.6	+0.0	39.9	54.0	-14.1	Vert
3	14267.662 M	44.8	+5.8	+0.8	+2.8	-15.6	+0.0	38.6	54.0	-15.4	Horiz
4	15131.246 M	44.2	+6.1	+0.8	+2.8	-15.5	+0.0	38.4	54.0	-15.6	Vert
5	15736.455 M	44.0	+6.4	+0.7	+2.9	-16.3	+0.0	37.7	54.0	-16.3	Horiz
6	13817.133 M	44.6	+5.2	+0.8	+2.7	-16.0	+0.0	37.3	54.0	-16.7	Horiz

CKC Laboratories, Inc Date: 7/23/2014 Time: 16:06:45 Leo, Inc WO#: 95723
 Test Distance: 3 Meters Sequence#: 89



Test Location: CKC Laboratories, Inc. • 1120 Fulton Place • Fremont, CA 94539 • (510) 249-1170

Customer: **Leeo, Inc.**
 Specification: **15.247(d) / 15.209 Radiated Spurious Emissions**
 Work Order #: **95723** Date: 7/24/2014
 Test Type: **Radiated Scan** Time: 11:54:13
 Equipment: **LED Nightlight** Sequence#: 133
 Manufacturer: Tested By: Hieu Song Nguyenpham
 Model: LNL9ZA1AB
 S/N: NSAA7000007

Test Equipment:

ID	Asset #	Description	Model	Calibration Date	Cal Due Date
	AN02668	Spectrum Analyzer	E4446A	2/22/2013	2/22/2015
T1	AN03143	Cable	32022-29094K-144TC	8/2/2013	8/2/2015
T2	ANP06138	Cable	32022-29094K-29094K-72TC	8/2/2013	8/2/2015
T3	AN02694	Horn Antenna-ANSI C63.5 Antenna Factors (dB)	AMFW-5F-18002650-20-10P	2/4/2013	2/4/2015
T4	ANP00929	Cable	various	1/23/2014	1/23/2016

Equipment Under Test (* = EUT):

Function	Manufacturer	Model #	S/N
LED Nightlight*		LNL9ZA1AB	NSAA7000007

Support Devices:

Function	Manufacturer	Model #	S/N
Laptop	Apple	A1398	None
Router	TP-LINK	TL-WR740N	119A1710268

Test Conditions / Notes:

Radiated Spurious Emission
Frequency Range: 18000MHz to 25000MHz
Temperature: 22.6°C
Humidity: 39%
Pressure: 100.8kPa
Firmware: 0.1
Application: Command Line Terminal
Mode: Normal Operation
Highest Generated Frequency: 2.4 GHz
Transmit frequency: 2.4GHz Band
RF Output=17dBm
Gain of the Antenna=-3dBi
Number of Channel = 11
9kHz -150kHz;RBW=200Hz,VBW=200Hz;
150kHz-30MHz;RBW=9kHz,VBW=9kHz;
30MHz-1000MHz;RBW=12 kHz,VBW=120kHz,
1000MHz-25,000MHz;RBW=1MHz,VBW=1MHz.
The EUT is a fixed device. It is placed on an 80 cm table. The EUT is a smart nightlight with environmental sensors to monitor the quality of the indoor air and affects the air environment.
Note: The EUT is set to continuously transmit (WiFi on).
G Modulation Type (9Mbps)
Middle Channel

Ext Attn: 0 dB

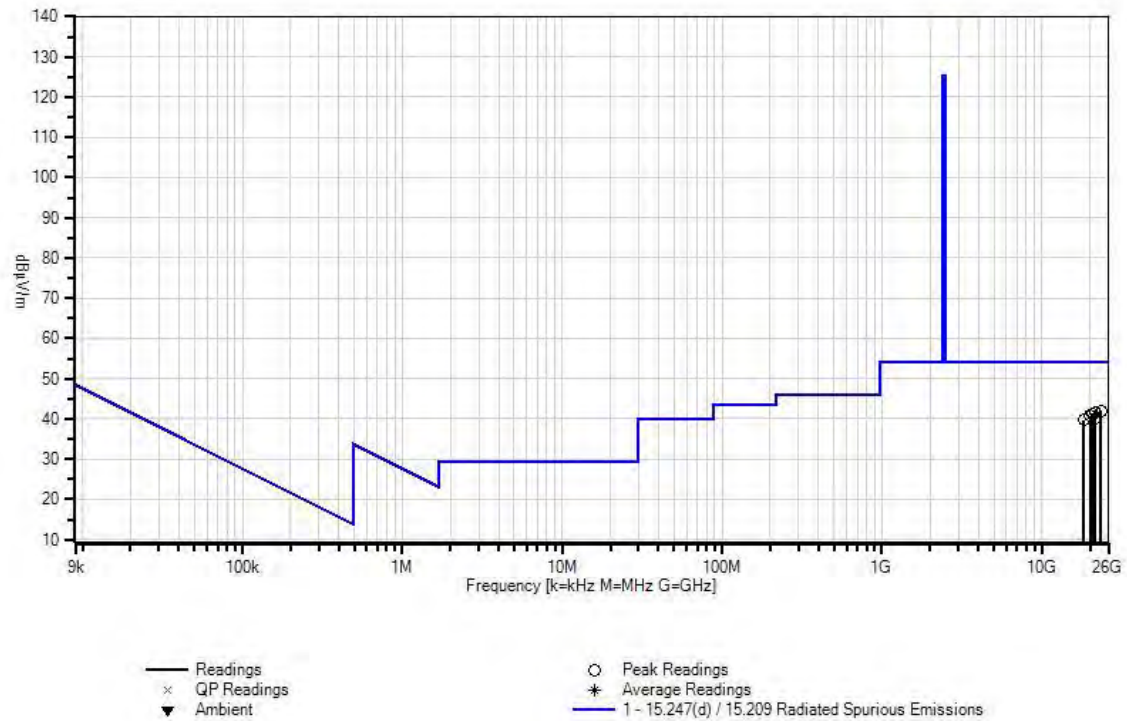
Measurement Data:

Reading listed by margin.

Test Distance: 3 Meters

#	Freq MHz	Rdng dBμV	T1 dB	T2 dB	T3 dB	T4 dB	Dist Table	Corr dBμV/m	Spec dBμV/m	Margin dB	Polar Ant
1	23320.620 M	45.7	+7.6	+3.6	-17.8	+3.0	+0.0	42.1	54.0	-11.9	Horiz
2	21610.840 M	44.7	+7.5	+3.5	-17.2	+3.1	+0.0	41.6	54.0	-12.4	Vert
3	20870.333 M	44.5	+7.2	+3.4	-17.0	+3.1	+0.0	41.2	54.0	-12.8	Vert
4	19987.234 M	43.7	+7.1	+3.4	-16.8	+3.3	+0.0	40.7	54.0	-13.3	Vert
5	21441.981 M	43.7	+7.3	+3.5	-17.2	+3.0	+0.0	40.3	54.0	-13.7	Horiz
6	18186.421 M	43.2	+6.8	+3.2	-16.9	+3.5	+0.0	39.8	54.0	-14.2	Horiz

CKC Laboratories, Inc Date: 7/24/2014 Time: 11:54:13 Leeo, Inc WO#: 95723
Test Distance: 3 Meters Sequence#: 133



Test Location: CKC Laboratories, Inc. • 1120 Fulton Place • Fremont, CA 94539 • (510) 249-1170

Customer: **Leeo, Inc.**
 Specification: **15.247(d) / 15.209 Radiated Spurious Emissions**
 Work Order #: **95723** Date: 7/25/2014
 Test Type: **Radiated Scan** Time: 17:19:16
 Equipment: **LED Nightlight** Sequence#: 215
 Manufacturer: Tested By: Hieu Song Nguyenpham
 Model: LNL9ZA1AB
 S/N: NSAA7000007

Test Equipment:

ID	Asset #	Description	Model	Calibration Date	Cal Due Date
	AN02668	Spectrum Analyzer	E4446A	2/22/2013	2/22/2015
	ANP00880	Cable	RG214U	6/13/2014	6/13/2016
	ANP05300	Cable	RG214/U	3/25/2013	3/25/2015
	AN00432	Loop Antenna	6502	4/2/2013	4/2/2015

Equipment Under Test (* = EUT):

Function	Manufacturer	Model #	S/N
LED Nightlight*		LNL9ZA1AB	NSAA7000007

Support Devices:

Function	Manufacturer	Model #	S/N
Laptop	Apple	A1398	None
Router	TP-LINK	TL-WR740N	119A1710268

Test Conditions / Notes:

Radiated Spurious Emission
 Frequency Range: 9kHz to 30MHz
 Temperature: 22.6C
 Humidity: 39%
 Pressure: 100.8kPa
 Firmware: 0.1
 Application: Command Line Terminal
 Mode: Normal Operation
 Highest Generated Frequency: 2.4 GHz
 Transmit frequency: 2.4GHz Band
 RF Output=17dBm
 Gain of the Antenna=-3dBi
 Number of Channel = 11
 9kHz -150kHz;RBW=200Hz,VBW=200Hz;
 150kHz-30MHz;RBW=9kHz,VBW=9kHz;
 30MHz-1000MHz;RBW=120kHz,VBW=120kHz,
 1000 MHz-25,000MHz;RBW=1MHz,VBW=1MHz.
 The EUT is a fixed device. It is placed on an 80 cm table. The EUT is a smart nightlight with environmental sensors to monitor the quality of the indoor air and affects the air environment.
 Note: The EUT is set to continuously transmit (WiFi on).
 G Modulation Type (9Mbps)
 High Channel
NO EUT EMISSIONS DETECTED WITHIN 20dB THE LIMIT.

Test Location: CKC Laboratories, Inc. • 1120 Fulton Place • Fremont, CA 94539 • (510) 249-1170

Customer: **Leeo, Inc.**
Specification: **15.247(d) / 15.209 Radiated Spurious Emissions**
Work Order #: **95723** Date: 7/25/2014
Test Type: **Radiated Scan** Time: 08:35:47
Equipment: **LED Nightlight** Sequence#: 163
Manufacturer: Tested By: Hieu Song Nguyenpham
Model: LNL9ZA1AB
S/N: NSAA7000007

Test Equipment:

ID	Asset #	Description	Model	Calibration Date	Cal Due Date
	AN02668	Spectrum Analyzer	E4446A	2/22/2013	2/22/2015
T1	AN00730	Preamplifier	8447D	1/17/2013	1/17/2015
T2	AN00852	Biconilog Antenna	CBL 6111C	11/28/2012	11/28/2014
T3	ANP00880	Cable	RG214U	6/13/2014	6/13/2016
T4	ANP01183	Cable	CNT-195	9/3/2013	9/3/2015
T5	ANP05300	Cable	RG214/U	3/25/2013	3/25/2015

Equipment Under Test (* = EUT):

Function	Manufacturer	Model #	S/N
LED Nightlight*		LNL9ZA1AB	NSAA7000007

Support Devices:

Function	Manufacturer	Model #	S/N
Laptop	Apple	A1398	None
Router	TP-LINK	TL-WR740N	119A1710268

Test Conditions / Notes:

Radiated Spurious Emission
Frequency Range: 30MHz to 1000MHz
Temperature: 22.6°C
Humidity: 39%
Pressure: 100.8kPa
Firmware: 0.1
Application: Command Line Terminal
Mode: Normal Operation
Highest Generated Frequency: 2.4 GHz
Transmit frequency: 2.4GHz Band
RF Output=17dBm
Gain of the Antenna=-3dBi
Number of Channel = 11
9 kHz -150kHz;RBW=200Hz,VBW=200Hz;
150 kHz-30MHz;RBW=9kHz,VBW=9kHz;
30 MHz-1000MHz;RBW=120kHz,VBW=120kHz,
1000 MHz-25,000MHz;RBW=1MHz,VBW=1MHz.
The EUT is a fixed device. It is placed on an 80 cm table. The EUT is a smart nightlight with environmental sensors to monitor the quality of the indoor air and affects the air environment.
Note: The EUT is set to continuously transmit (WiFi on).
G Modulation Type (9Mbps)
High Channel

Ext Attn: 0 dB

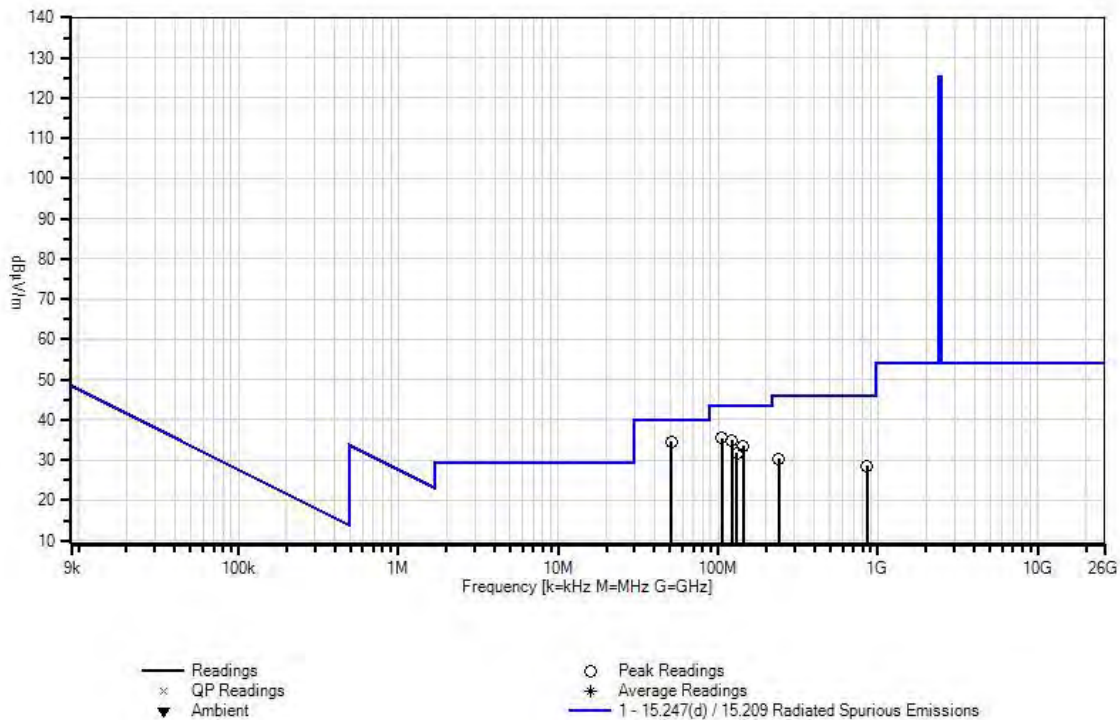
Measurement Data:

Reading listed by margin.

Test Distance: 3 Meters

#	Freq MHz	Rdng dB μ V	T1 T5 dB	T2 dB	T3 dB	T4 dB	Dist Table	Corr dB μ V/m	Spec dB μ V/m	Margin dB	Polar Ant
1	51.096M	52.0	-27.0 +0.2	+8.5	+0.6	+0.2	+0.0	34.5	40.0	-5.5	Vert
2	105.318M	50.6	-27.1 +0.3	+10.5	+0.9	+0.2	+0.0	35.4	43.5	-8.1	Vert
3	121.414M	49.0	-27.0 +0.3	+11.4	+1.0	+0.3	+0.0	35.0	43.5	-8.5	Horiz
4	143.035M	47.4	-26.8 +0.3	+11.2	+1.1	+0.4	+0.0	33.6	43.5	-9.9	Horiz
5	131.264M	45.6	-27.0 +0.3	+11.3	+1.0	+0.5	+0.0	31.7	43.5	-11.8	Vert
6	239.972M	43.6	-27.0 +0.4	+11.3	+1.5	+0.6	+0.0	30.4	46.0	-15.6	Horiz
7	852.224M	28.1	-26.9 +0.9	+22.3	+3.1	+1.0	+0.0	28.5	46.0	-17.5	Vert

CKC Laboratories, Inc Date: 7/25/2014 Time: 08:35:47 Leeo, Inc WO#: 95723
Test Distance: 3 Meters Sequence#: 163



Test Location: CKC Laboratories, Inc. • 1120 Fulton Place • Fremont, CA 94539 • (510) 249-1170

Customer: **Leeo, Inc.**
 Specification: **15.247(d) / 15.209 Radiated Spurious Emissions**
 Work Order #: **95723** Date: 7/23/2014
 Test Type: **Radiated Scan** Time: 12:04:33
 Equipment: **LED Nightlight** Sequence#: 65
 Manufacturer: Tested By: Hieu Song Nguyenpham
 Model: LNL9ZA1AB
 S/N: NSAA7000007

Test Equipment:

ID	Asset #	Description	Model	Calibration Date	Cal Due Date
T1	AN02157	Horn Antenna-ANSI C63.5	3115	1/23/2013	1/23/2015
T2	AN03302	Cable	32026-29094K-29094K-72TC	3/24/2014	3/24/2016
T3	ANP01210	Cable	FSJ1P-50A-4A	2/19/2013	2/19/2015
	AN02668	Spectrum Analyzer	E4446A	2/22/2013	2/22/2015
T4	AN03114	Preamp	AMF-7D-00101800-30-10P	4/11/2013	4/11/2015
T5	AN03015	Cable	32022-2-29094K-24TC	5/6/2013	5/6/2015
T6	AN03309	High Pass Filter	11SH10-3000/T10000-O/O	4/2/2014	4/2/2016

Equipment Under Test (* = EUT):

Function	Manufacturer	Model #	S/N
LED Nightlight*		LNL9ZA1AB	NSAA7000007

Support Devices:

Function	Manufacturer	Model #	S/N
Laptop	Apple	A1398	None
Router	TP-LINK	TL-WR740N	119A1710268

Test Conditions / Notes:

Radiated Spurious Emission
Frequency Range: 1000MHz to 12000MHz

Temperature: 22.6°C
Humidity: 39%
Pressure: 100.8kPa

Firmware: 0.1
Application: Command Line Terminal
Mode: Normal Operation
Highest Generated Frequency: 2.4 GHz
Transmit frequency: 2.4GHz Band
RF Output=17dBm
Gain of the Antenna=-3dBi
Number of Channel = 11

9 kHz -150kHz;RBW=200Hz,VBW=200Hz;
150 kHz-30MHz;RBW=9kHz,VBW=9kHz;
30 MHz-1000MHz;RBW=120kHz,VBW=120kHz,
1000 MHz-25,000MHz;RBW=1MHz,VBW=1MHz.

The EUT is a fixed device. It is placed on an 80 cm table. The EUT is a smart nightlight with environmental sensors to monitor the quality of the indoor air and affects the air environment.

Note: The EUT is set to continuously transmit (WiFi on).
G Modulation Type (9Mbps)
High Channel

Ext Attn: 0 dB

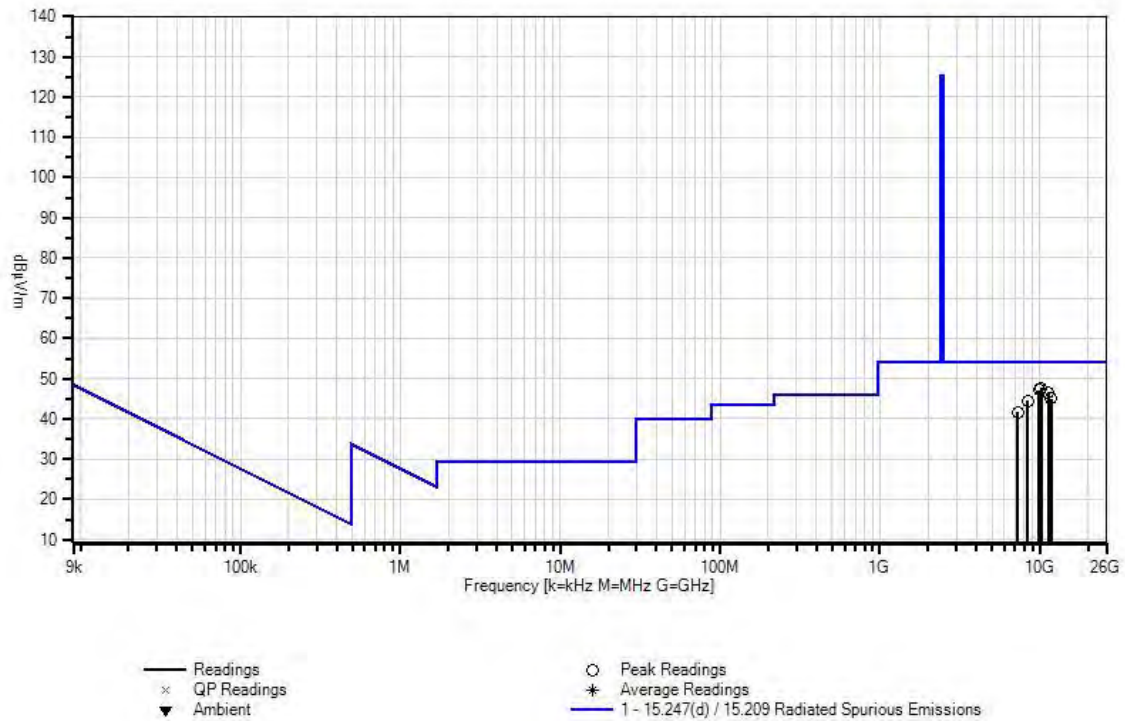
Measurement Data:

Reading listed by margin.

Test Distance: 3 Meters

#	Freq MHz	Rdng dBμV	T1 T5 dB	T2 T6 dB	T3 dB	T4 dB	Dist Table	Corr dBμV/m	Spec dBμV/m	Margin dB	Polar Ant
1	10193.186 M	55.9	+39.7 +1.3	+2.5 +0.2	+6.3	-58.2	+0.0	47.7	54.0	-6.3	Horiz
2	9867.861M	55.5	+39.5 +1.3	+2.4 +0.2	+6.2	-57.9	+0.0	47.2	54.0	-6.8	Horiz
3	11275.840 M	54.4	+39.0 +1.2	+2.6 +0.2	+6.2	-56.9	+0.0	46.7	54.0	-7.3	Horiz
4	11705.404 M	51.5	+39.3 +1.4	+2.6 +0.3	+6.3	-56.3	+0.0	45.1	54.0	-8.9	Vert
5	8357.268M	54.5	+37.2 +1.6	+2.2 +0.3	+5.6	-56.9	+0.0	44.5	54.0	-9.5	Vert
6	7235.145M	56.2	+36.2 +1.0	+2.0 +0.2	+5.3	-59.3	+0.0	41.6	54.0	-12.4	Vert

CKC Laboratories, Inc Date: 7/23/2014 Time: 12:04:33 Leeo, Inc WO#: 95723
 Test Distance: 3 Meters Sequence#: 65



Test Location: CKC Laboratories, Inc. • 1120 Fulton Place • Fremont, CA 94539 • (510) 249-1170

Customer: **Leeo, Inc.**
 Specification: **15.247(d) / 15.209 Radiated Spurious Emissions**
 Work Order #: **95723** Date: 7/23/2014
 Test Type: **Radiated Scan** Time: 16:23:51
 Equipment: **LED Nightlight** Sequence#: 92
 Manufacturer: Tested By: Hieu Song Nguyenpham
 Model: LNL9ZA1AB
 S/N: NSAA7000007

Test Equipment:

ID	Asset #	Description	Model	Calibration Date	Cal Due Date
	AN02668	Spectrum Analyzer	E4446A	2/22/2013	2/22/2015
T1	AN03143	Cable	32022-29094K-144TC	8/2/2013	8/2/2015
T2	ANP00928	Cable	various	1/23/2014	1/23/2016
T3	ANP06138	Cable	32022-29094K-29094K-72TC	8/2/2013	8/2/2015
T4	AN02693	Active Horn Antenna	AMFW-5F-18002650-20-10P	2/21/2013	2/21/2015

Equipment Under Test (* = EUT):

Function	Manufacturer	Model #	S/N
LED Nightlight*		LNL9ZA1AB	NSAA7000007

Support Devices:

Function	Manufacturer	Model #	S/N
Laptop	Apple	A1398	None
Router	TP-LINK	TL-WR740N	119A1710268

Test Conditions / Notes:

Radiated Spurious Emission

Frequency Range: 12000MHz to 18000MHz

Temperature: 22.6°C

Humidity: 39%

Pressure: 100.8kPa

Firmware: 0.1

Application: Command Line Terminal

Mode: Normal Operation

Highest Generated Frequency: 2.4 GHz

Transmit frequency: 2.4GHz Band

RF Output=17dBm

Gain of the Antenna=-3dBi

Number of Channel = 11

9 kHz -150kHz;RBW=200Hz,VBW=200Hz;

150 kHz-30MHz;RBW=9kHz,VBW=9kHz;

30 MHz-1000MHz;RBW=120kHz,VBW=120kHz,

1000 MHz-25,000MHz;RBW=1MHz,VBW=1MHz

The EUT is a fixed device. It is placed on an 80 cm table. The EUT is a smart nightlight with environmental sensors to monitor the quality of the indoor air and affects the air environment.

Note: The EUT is set to continuously transmit (WiFi on).

G Modulation Type (9Mbps)

High Channel

Ext Attn: 0 dB

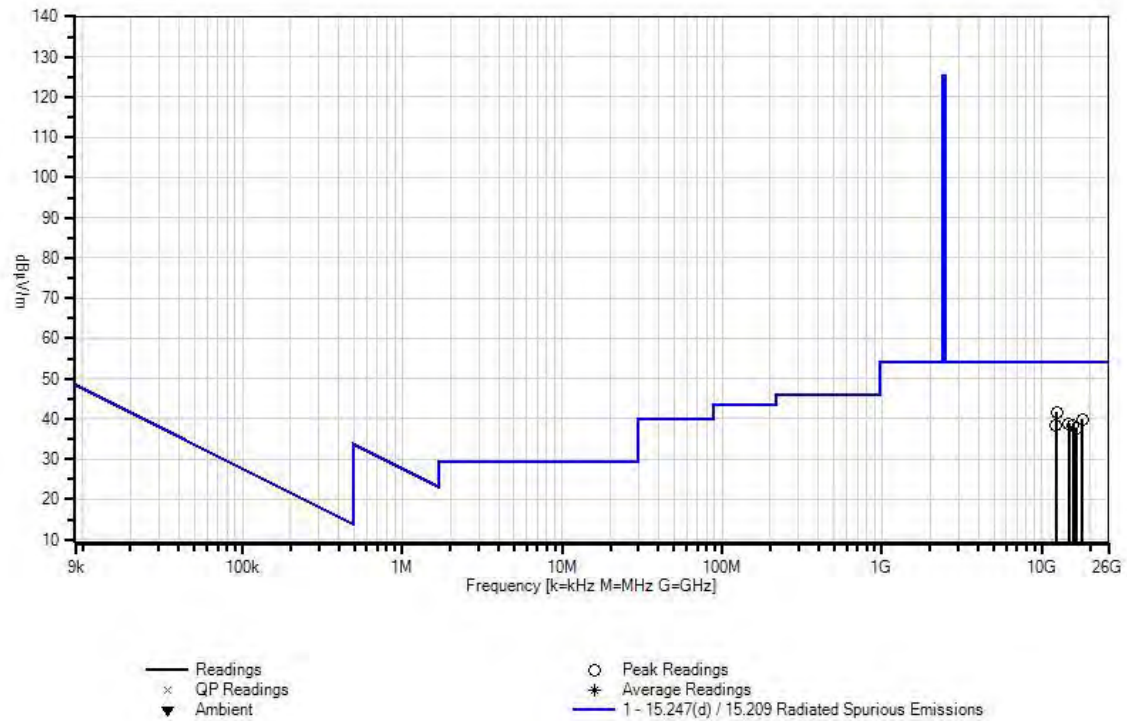
Measurement Data:

Reading listed by margin.

Test Distance: 3 Meters

#	Freq MHz	Rdng dBμV	T1 dB	T2 dB	T3 dB	T4 dB	Dist Table	Corr dBμV/m	Spec dBμV/m	Margin dB	Polar Ant
1	12313.645 M	47.9	+5.5	+0.9	+2.5	-15.1	+0.0	41.7	54.0	-12.3	Vert
2	17958.356 M	42.6	+6.8	+0.7	+3.2	-13.4	+0.0	39.9	54.0	-14.1	Vert
3	14786.309 M	44.7	+5.9	+0.8	+2.8	-15.4	+0.0	38.8	54.0	-15.2	Vert
4	12288.041 M	44.7	+5.5	+0.9	+2.5	-15.1	+0.0	38.5	54.0	-15.5	Horiz
5	15623.566 M	44.6	+6.2	+0.7	+2.9	-16.0	+0.0	38.4	54.0	-15.6	Horiz
6	16476.526 M	44.3	+6.4	+0.7	+3.0	-16.6	+0.0	37.8	54.0	-16.2	Horiz

CKC Laboratories, Inc Date: 7/23/2014 Time: 16:23:51 Leeo, Inc WO#: 95723
Test Distance: 3 Meters Sequence#: 92



Test Location: CKC Laboratories, Inc. • 1120 Fulton Place • Fremont, CA 94539 • (510) 249-1170

Customer: **Leeo, Inc.**
 Specification: **15.247(d) / 15.209 Radiated Spurious Emissions**
 Work Order #: **95723** Date: 7/24/2014
 Test Type: **Radiated Scan** Time: 13:21:01
 Equipment: **LED Nightlight** Sequence#: 136
 Manufacturer: Tested By: Hieu Song Nguyenpham
 Model: LNL9ZA1AB
 S/N: NSAA7000007

Test Equipment:

ID	Asset #	Description	Model	Calibration Date	Cal Due Date
	AN02668	Spectrum Analyzer	E4446A	2/22/2013	2/22/2015
T1	AN03143	Cable	32022-29094K-144TC	8/2/2013	8/2/2015
T2	ANP06138	Cable	32022-29094K-29094K-72TC	8/2/2013	8/2/2015
T3	AN02694	Horn Antenna-ANSI C63.5 Antenna Factors (dB)	AMFW-5F-18002650-20-10P	2/4/2013	2/4/2015
T4	ANP00929	Cable	various	1/23/2014	1/23/2016

Equipment Under Test (* = EUT):

Function	Manufacturer	Model #	S/N
LED Nightlight*		LNL9ZA1AB	NSAA7000007

Support Devices:

Function	Manufacturer	Model #	S/N
Laptop	Apple	A1398	None
Router	TP-LINK	TL-WR740N	119A1710268

Test Conditions / Notes:

Radiated Spurious Emission
Frequency Range: 18000MHz to 25000MHz

Temperature: 22.6°C
Humidity: 39%
Pressure: 100.8kPa
Firmware: 0.1
Application: Command Line Terminal

Mode: Normal Operation
Highest Generated Frequency: 2.4GHz

Transmit frequency: 2.4GHz Band
RF Output=17dBm
Gain of the Antenna=-3dBi
Number of Channel = 11

9 kHz -150kHz;RBW=200Hz,VBW=200Hz;
150 kHz-30MHz;RBW=9kHz,VBW=9kHz;
30 MHz-1000MHz;RBW=120kHz,VBW=120kHz,
1000 MHz-25,000MHz;RBW=1MHz,VBW=1MHz.

The EUT is a fixed device. It is placed on an 80 cm table. The EUT is a smart nightlight with environmental sensors to monitor the quality of the indoor air and affects the air environment.

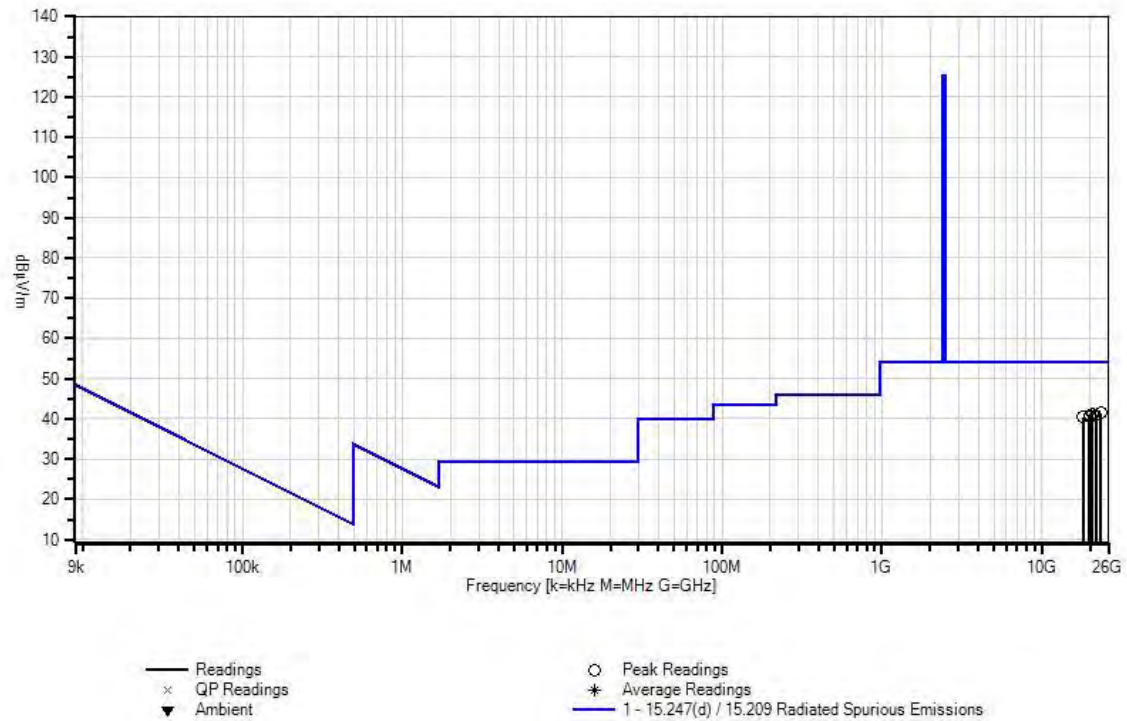
Note: The EUT is set to continuously transmit (WiFi on).
G Modulation Type (9Mbps)
High Channel

Ext Attn: 0 dB

Measurement Data: Reading listed by margin. Test Distance: 3 Meters

#	Freq MHz	Rdng dBμV	T1 dB	T2 dB	T3 dB	T4 dB	Dist Table	Corr dBμV/m	Spec dBμV/m	Margin dB	Polar Ant
1	23279.227 M	45.1	+7.6	+3.6	-17.8	+3.0	+0.0	41.5	54.0	-12.5	Vert
2	20751.583 M	44.5	+7.2	+3.4	-17.0	+3.2	+0.0	41.3	54.0	-12.7	Horiz
3	21688.915 M	44.2	+7.5	+3.5	-17.3	+3.0	+0.0	40.9	54.0	-13.1	Vert
4	19763.114 M	43.8	+7.0	+3.3	-16.6	+3.3	+0.0	40.8	54.0	-13.2	Vert
5	19781.512 M	43.6	+7.0	+3.3	-16.6	+3.3	+0.0	40.6	54.0	-13.4	Horiz
6	18100.143 M	43.9	+6.8	+3.2	-17.0	+3.5	+0.0	40.4	54.0	-13.6	Horiz

CKC Laboratories, Inc Date: 7/24/2014 Time: 13:21:01 Leeo, Inc WO#: 95723
Test Distance: 3 Meters Sequence#: 136



Test Location: CKC Laboratories, Inc. • 1120 Fulton Place • Fremont, CA 94539 • (510) 249-1170

Customer: **Leeo, Inc.**
 Specification: **15.247(d) / 15.209 Radiated Spurious Emissions**
 Work Order #: **95723** Date: 7/25/2014
 Test Type: **Radiated Scan** Time: 17:29:10
 Equipment: **LED Nightlight** Sequence#: 218
 Manufacturer: Tested By: Hieu Song Nguyenpham
 Model: LNL9ZA1AB
 S/N: NSAA7000007

Test Equipment:

ID	Asset #	Description	Model	Calibration Date	Cal Due Date
	AN02668	Spectrum Analyzer	E4446A	2/22/2013	2/22/2015
	ANP00880	Cable	RG214U	6/13/2014	6/13/2016
	ANP05300	Cable	RG214/U	3/25/2013	3/25/2015
	AN00432	Loop Antenna	6502	4/2/2013	4/2/2015

Equipment Under Test (* = EUT):

Function	Manufacturer	Model #	S/N
LED Nightlight*		LNL9ZA1AB	NSAA7000007

Support Devices:

Function	Manufacturer	Model #	S/N
Laptop	Apple	A1398	None
Router	TP-LINK	TL-WR740N	119A1710268

Test Conditions / Notes:

Radiated Spurious Emission
 Frequency Range: 9kHz to 30MHz
 Temperature: 22.6°C
 Humidity: 39%
 Pressure: 100.8kPa
 Firmware: 0.1
 Application: Command Line Terminal
 Mode: Normal Operation
 Highest Generated Frequency: 2.4 GHz
 Transmit frequency: 2.4GHz Band
 RF Output=17dBm
 Gain of the Antenna=-3dBi
 Number of Channel = 11
 9 kHz -150kHz;RBW=200Hz,VBW=200Hz;
 150 kHz-30MHz;RBW=9kHz,VBW=9kHz;
 30 MHz-1000MHz;RBW=120kHz,VBW=120kHz,
 1000 MHz-25,000MHz;RBW=1MHz,VBW=1MHz.
 The EUT is a fixed device. It is placed on an 80 cm table. The EUT is a smart nightlight with environmental sensors to monitor the quality of the indoor air and affects the air environment.
 Note: The EUT is set to continuously transmit (WiFi on).
 N Modulation Type (MCS2)
 Low Channel
NO EUT EMISSIONS DETECTED WITHIN 20dB THE LIMIT.

Test Location: CKC Laboratories, Inc. • 1120 Fulton Place • Fremont, CA 94539 • (510) 249-1170

Customer: **Leeo, Inc.**

Specification: **15.247(d) / 15.209 Radiated Spurious Emissions**

Work Order #: **95723**

Date: 7/24/2014

Test Type: **Radiated Scan**

Time: 16:07:43

Equipment: **LED Nightlight**

Sequence#: 154

Manufacturer:

Tested By: Hieu Song Nguyenpham

Model: LNL9ZA1AB

S/N: NSAA7000007

Test Equipment:

ID	Asset #	Description	Model	Calibration Date	Cal Due Date
	AN02668	Spectrum Analyzer	E4446A	2/22/2013	2/22/2015
T1	AN00730	Preamplifier	8447D	1/17/2013	1/17/2015
T2	AN00852	Biconilog Antenna	CBL 6111C	11/28/2012	11/28/2014
T3	ANP00880	Cable	RG214U	6/13/2014	6/13/2016
T4	ANP01183	Cable	CNT-195	9/3/2013	9/3/2015
T5	ANP05300	Cable	RG214/U	3/25/2013	3/25/2015

Equipment Under Test (* = EUT):

Function	Manufacturer	Model #	S/N
LED Nightlight*		LNL9ZA1AB	NSAA7000007

Support Devices:

Function	Manufacturer	Model #	S/N
Laptop	Apple	A1398	None
Router	TP-LINK	TL-WR740N	119A1710268

Test Conditions / Notes:

Radiated Spurious Emission
Frequency Range: 30MHz to 1000MHz
Temperature: 22.6C
Humidity: 39%
Pressure: 100.8kPa
Firmware: 0.1
Application: Command Line Terminal
Mode: Normal Operation
Highest Generated Frequency: 2.4 GHz
Transmit frequency: 2.4GHz Band
RF Output=17dBm
Gain of the Antenna=-3dBi
Number of Channel = 11
9 kHz -150kHz;RBW=200Hz,VBW=200Hz;
150 kHz-30MHz;RBW=9kHz,VBW=9kHz;
30 MHz-100 MHz;RBW=120kHz,VBW=120kHz,
1000 MHz-25,000MHz;RBW=1MHz,VBW=1MHz.
The EUT is a fixed device. It is placed on an 80 cm table. The EUT is a smart nightlight with environmental sensors to monitor the quality of the indoor air and affects the air environment.
Note: The EUT is set to continuously transmit (WiFi on).
N Modulation Type (MCS2)
Low Channel

Ext Attn: 0 dB

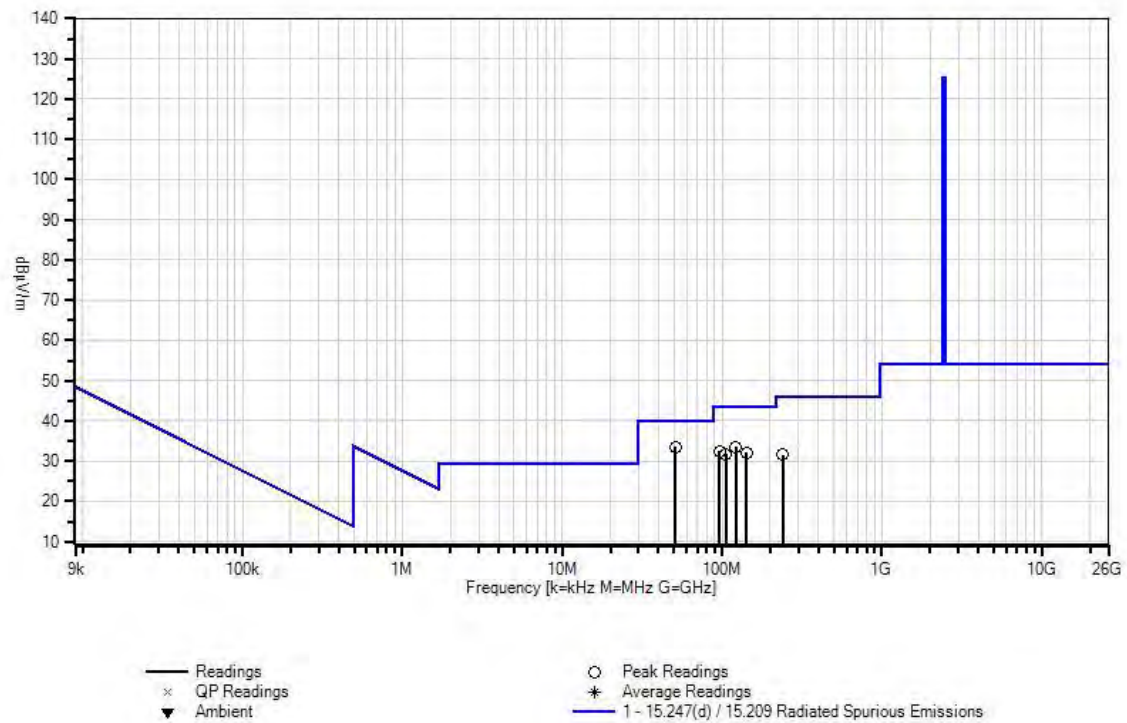
Measurement Data:

Reading listed by margin.

Test Distance: 3 Meters

#	Freq	Rdng	T1 T5	T2	T3	T4	Dist	Corr	Spec	Margin	Polar
	MHz	dBμV	dB	dB	dB	dB	Table	dBμV/m	dBμV/m	dB	Ant
1	50.963M	51.0	-27.0 +0.2	+8.6	+0.6	+0.2	+0.0	33.6	40.0	-6.4	Vert
2	121.534M	47.6	-27.0 +0.3	+11.4	+1.0	+0.3	+0.0	33.6	43.5	-9.9	Horiz
3	95.883M	48.6	-27.1 +0.3	+9.5	+0.9	+0.2	+0.0	32.4	43.5	-11.1	Vert
4	142.555M	45.9	-26.8 +0.3	+11.2	+1.1	+0.4	+0.0	32.1	43.5	-11.4	Horiz
5	105.077M	46.9	-27.1 +0.3	+10.5	+0.9	+0.2	+0.0	31.7	43.5	-11.8	Vert
6	239.972M	44.8	-27.0 +0.4	+11.3	+1.5	+0.6	+0.0	31.6	46.0	-14.4	Horiz

CKC Laboratories, Inc Date: 7/24/2014 Time: 16:07:43 Leo, Inc WO#: 95723
 Test Distance: 3 Meters Sequence#: 154



Test Location: CKC Laboratories, Inc. • 1120 Fulton Place • Fremont, CA 94539 • (510) 249-1170

Customer: **Leeo, Inc.**

Specification: **15.247(d) / 15.209 Radiated Spurious Emissions**

Work Order #: **95723**

Date: 7/23/2014

Test Type: **Radiated Scan**

Time: 13:31:49

Equipment: **LED Nightlight**

Sequence#: 68

Manufacturer:

Tested By: Hieu Song Nguyenpham

Model: LNL9ZA1AB

S/N: NSAA7000007

Test Equipment:

ID	Asset #	Description	Model	Calibration Date	Cal Due Date
T1	AN02157	Horn Antenna-ANSI C63.5	3115	1/23/2013	1/23/2015
T2	AN03302	Cable	32026-29094K-29094K-72TC	3/24/2014	3/24/2016
T3	ANP01210	Cable	FSJ1P-50A-4A	2/19/2013	2/19/2015
	AN02668	Spectrum Analyzer	E4446A	2/22/2013	2/22/2015
T4	AN03114	Preamp	AMF-7D-00101800-30-10P	4/11/2013	4/11/2015
T5	AN03015	Cable	32022-2-29094K-24TC	5/6/2013	5/6/2015
T6	AN03309	High Pass Filter	11SH10-3000/T10000-O/O	4/2/2014	4/2/2016

Equipment Under Test (* = EUT):

Function	Manufacturer	Model #	S/N
LED Nightlight*		LNL9ZA1AB	NSAA7000007

Support Devices:

Function	Manufacturer	Model #	S/N
Laptop	Apple	A1398	None
Router	TP-LINK	TL-WR740N	119A1710268

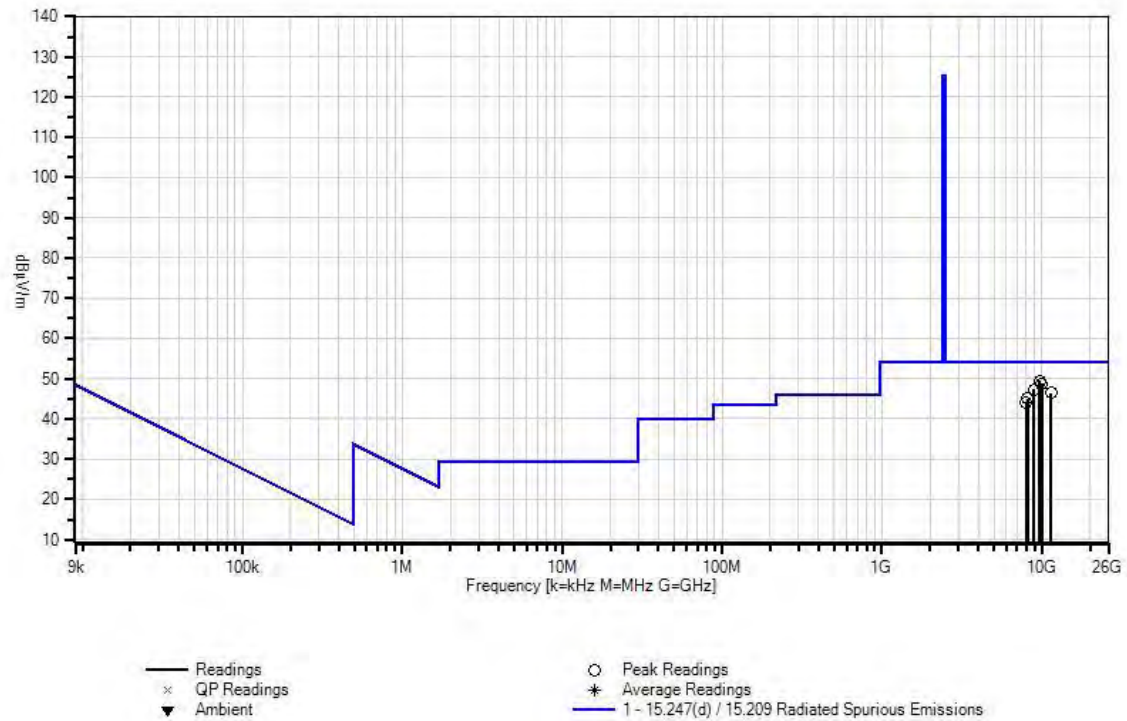
Test Conditions / Notes:

Radiated Spurious Emission
Frequency Range: 1000MHz to 12000MHz
Temperature: 22.6C
Humidity: 39%
Pressure: 100.8kPa
Firmware: 0.1
Application: Command Line Terminal
Mode: Normal Operation
Highest Generated Frequency: 2.4 GHz
Transmit frequency: 2.4GHz Band
RF Output=17dBm
Gain of the Antenna=-3dBi
Number of Channel = 11
9 kHz -150kHz;RBW=200Hz,VBW=200Hz;
150 kHz-30MHz;RBW=9kHz,VBW=9kHz;
30 MHz-1000MHz;RBW=120kHz,VBW=120kHz,
1000 MHz-25,000MHz;RBW=1MHz,VBW=1MHz.
The EUT is a fixed device. It is placed on an 80 cm table. The EUT is a smart nightlight with environmental sensors to monitor the quality of the indoor air and affects the air environment.
Note: The EUT is set to continuously transmit (WiFi on).
N Modulation Type (MCS2)
Low Channel

Ext Attn: 0 dB

Measurement Data:		Reading listed by margin.					Test Distance: 3 Meters				
#	Freq	Rdng	T1	T2	T3	T4	Dist	Corr	Spec	Margin	Polar
	MHz	dBμV	T5 dB	T6 dB	dB	dB	Table	dBμV/m	dBμV/m	dB	Ant
1	9648.642M	58.0	+38.7 +1.3	+2.4 +0.2	+6.2	-57.4	+0.0	49.4	54.0	-4.6	Vert
2	10024.017 M	57.1	+39.7 +1.3	+2.4 +0.2	+6.3	-58.2	+0.0	48.8	54.0	-5.2	Vert
3	8891.886M	55.4	+38.2 +1.4	+2.3 +0.3	+6.0	-56.3	+0.0	47.3	54.0	-6.7	Vert
4	11352.224 M	53.8	+39.0 +1.3	+2.6 +0.2	+6.2	-56.7	+0.0	46.4	54.0	-7.6	Horiz
5	8115.110M	56.2	+37.0 +1.4	+2.2 +0.2	+5.5	-57.4	+0.0	45.1	54.0	-8.9	Horiz
6	7971.967M	55.9	+36.9 +1.3	+2.2 +0.2	+5.4	-57.8	+0.0	44.1	54.0	-9.9	Horiz

CKC Laboratories, Inc Date: 7/23/2014 Time: 13:31:49 Leo, Inc WO#: 95723
Test Distance: 3 Meters Sequence#: 68



Test Location: CKC Laboratories, Inc. • 1120 Fulton Place • Fremont, CA 94539 • (510) 249-1170

Customer: **Leeo, Inc.**

Specification: **15.247(d) / 15.209 Radiated Spurious Emissions**

Work Order #: **95723**

Date: 7/23/2014

Test Type: **Radiated Scan**

Time: 15:32:35

Equipment: **LED Nightlight**

Sequence#: 83

Manufacturer:

Tested By: Hieu Song Nguyenpham

Model: LNL9ZA1AB

S/N: NSAA7000007

Test Equipment:

ID	Asset #	Description	Model	Calibration Date	Cal Due Date
	AN02668	Spectrum Analyzer	E4446A	2/22/2013	2/22/2015
T1	AN03143	Cable	32022-29094K-144TC	8/2/2013	8/2/2015
T2	ANP00928	Cable	various	1/23/2014	1/23/2016
T3	ANP06138	Cable	32022-29094K-29094K-72TC	8/2/2013	8/2/2015
T4	AN02693	Active Horn Antenna	AMFW-5F-18002650-20-10P	2/21/2013	2/21/2015

Equipment Under Test (* = EUT):

Function	Manufacturer	Model #	S/N
LED Nightlight*		LNL9ZA1AB	NSAA7000007

Support Devices:

Function	Manufacturer	Model #	S/N
Laptop	Apple	A1398	None
Router	TP-LINK	TL-WR740N	119A1710268

Test Conditions / Notes:

Radiated Spurious Emission
Frequency Range: 12000MHz to 18000MHz

Temperature: 22.6°C
Humidity: 39%
Pressure: 100.8kPa

Firmware: 0.1
Application: Command Line Terminal
Mode: Normal Operation
Highest Generated Frequency: 2.4 GHz
Transmit frequency: 2.4GHz Band
RF Output=17dBm
Gain of the Antenna=-3dBi
Number of Channel = 11

9 kHz -150kHz;RBW=200Hz,VBW=200Hz;
150 kHz-30MHz;RBW=9kHz,VBW=9kHz;
30 MHz-1000MHz;RBW=120kHz,VBW=120kHz,
1000 MHz-25,000MHz;RBW=1MHz,VBW=1MHz.

The EUT is a fixed device. It is placed on 80 cm table. The EUT is a smart nightlight with environmental sensors to monitor the quality of the indoor air and affects the air environment.

Note: The EUT is set to continuously transmit (WiFi on).
N Modulation Type (MCS2)
Low Channel

Ext Attn: 0 dB

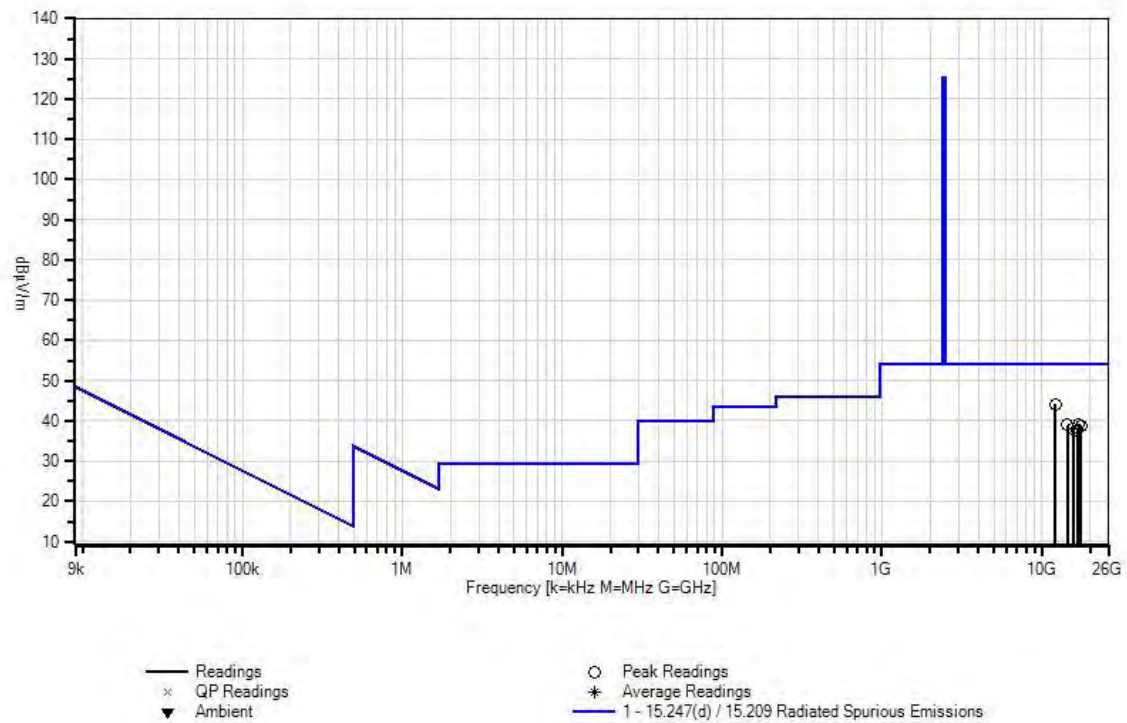
Measurement Data:

Reading listed by margin.

Test Distance: 3 Meters

#	Freq MHz	Rdng dBμV	T1 dB	T2 dB	T3 dB	T4 dB	Dist Table	Corr dBμV/m	Spec dBμV/m	Margin dB	Polar Ant
1	12060.169 M	50.2	+5.4	+0.9	+2.5	-14.9	+0.0	44.1	54.0	-9.9	Vert
2	17076.893 M	44.5	+6.3	+0.7	+3.0	-15.4	+0.0	39.1	54.0	-14.9	Vert
3	14460.340 M	44.8	+6.0	+0.8	+2.8	-15.4	+0.0	39.0	54.0	-15.0	Vert
4	17453.423 M	42.8	+6.5	+0.7	+3.1	-14.5	+0.0	38.6	54.0	-15.4	Horiz
5	15730.183 M	44.5	+6.3	+0.7	+2.9	-16.3	+0.0	38.1	54.0	-15.9	Horiz
6	16643.102 M	44.3	+6.2	+0.7	+3.0	-16.4	+0.0	37.8	54.0	-16.2	Horiz

CKC Laboratories, Inc Date: 7/23/2014 Time: 15:32:35 Leo, Inc WO#: 95723
 Test Distance: 3 Meters Sequence#: 83



Test Location: CKC Laboratories, Inc. • 1120 Fulton Place • Fremont, CA 94539 • (510) 249-1170

Customer: **Leeo, Inc.**

Specification: **15.247(d) / 15.209 Radiated Spurious Emissions**

Work Order #: **95723**

Date: 7/24/2014

Test Type: **Radiated Scan**

Time: 13:43:43

Equipment: **LED Nightlight**

Sequence#: 139

Manufacturer:

Tested By: Hieu Song Nguyenpham

Model: LNL9ZA1AB

S/N: NSAA7000007

Test Equipment:

ID	Asset #	Description	Model	Calibration Date	Cal Due Date
	AN02668	Spectrum Analyzer	E4446A	2/22/2013	2/22/2015
T1	AN03143	Cable	32022-29094K-144TC	8/2/2013	8/2/2015
T2	ANP06138	Cable	32022-29094K-29094K-72TC	8/2/2013	8/2/2015
T3	AN02694	Horn Antenna-ANSI C63.5 Antenna Factors (dB)	AMFW-5F-18002650-20-10P	2/4/2013	2/4/2015
T4	ANP00929	Cable	various	1/23/2014	1/23/2016

Equipment Under Test (* = EUT):

Function	Manufacturer	Model #	S/N
LED Nightlight*		LNL9ZA1AB	NSAA7000007

Support Devices:

Function	Manufacturer	Model #	S/N
Laptop	Apple	A1398	None
Router	TP-LINK	TL-WR740N	119A1710268

Test Conditions / Notes:

Radiated Spurious Emission
Frequency Range: 18000MHz to 25000MHz

Temperature: 22.6°C

Humidity: 39%

Pressure: 100.8kPa

Firmware: 0.1

Application: Command Line Terminal

Mode: Normal Operation

Highest Generated Frequency: 2.4GHz

Transmit frequency: 2.4GHz Band

RF Output=17dBm

Gain of the Antenna=-3dBi

Number of Channel = 11

9 kHz -150kHz;RBW=200Hz,VBW=200Hz;
150 kHz-30MHz;RBW=9kHz,VBW=9kHz;
30 MHz-1000MHz;RBW=120kHz,VBW=120kHz,
1000 MHz-25,000MHz;RBW=1MHz,VBW=1MHz.

The EUT is a fixed device. It is placed on an 80 cm table. The EUT is a smart nightlight with environmental sensors to monitor the quality of the indoor air and affects the air environment.

Note: The EUT is set to continuously transmit (WiFi on).

N Modulation Type (MCS2)

Low Channel

Ext Attn: 0 dB

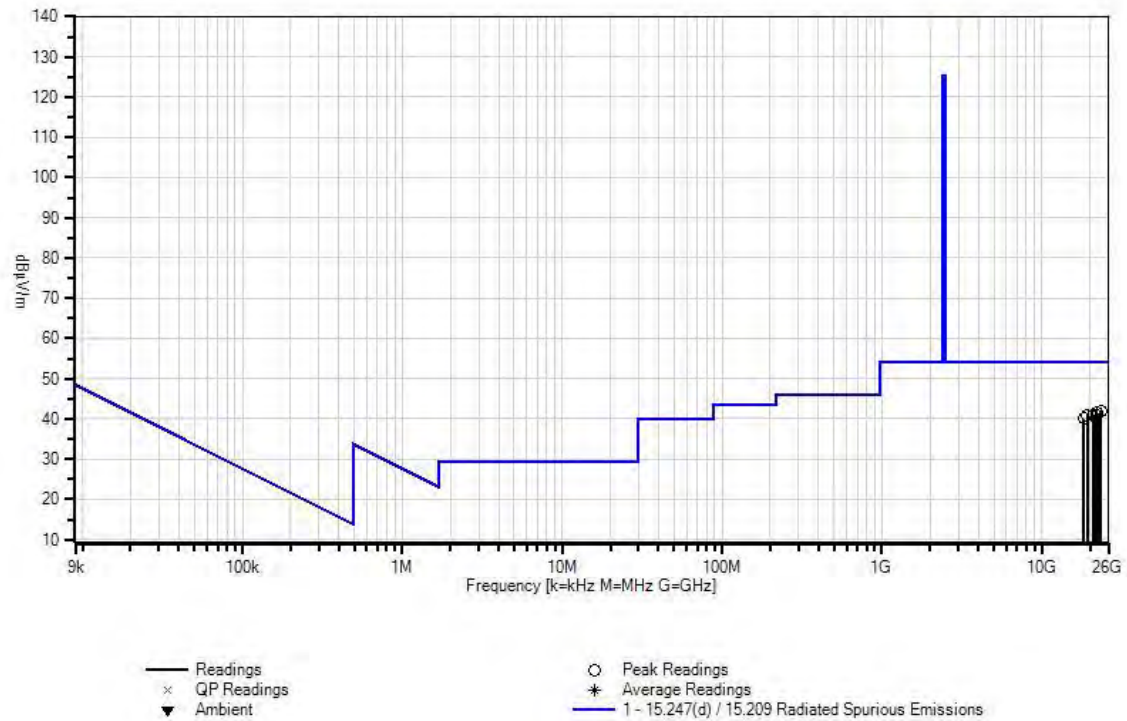
Measurement Data:

Reading listed by margin.

Test Distance: 3 Meters

#	Freq MHz	Rdng dBμV	T1 dB	T2 dB	T3 dB	T4 dB	Dist Table	Corr dBμV/m	Spec dBμV/m	Margin dB	Polar Ant
1	23330.476 M	45.4	+7.6	+3.6	-17.8	+3.0	+0.0	41.8	54.0	-12.2	Vert
2	21999.399 M	44.8	+7.4	+3.5	-17.3	+3.0	+0.0	41.4	54.0	-12.6	Horiz
3	22119.234 M	44.6	+7.3	+3.5	-17.4	+3.0	+0.0	41.0	54.0	-13.0	Vert
4	20851.936 M	44.1	+7.2	+3.4	-17.0	+3.2	+0.0	40.9	54.0	-13.1	Horiz
5	19295.701 M	44.1	+6.8	+3.2	-16.6	+3.3	+0.0	40.8	54.0	-13.2	Vert
6	18214.153 M	43.4	+6.8	+3.2	-16.9	+3.5	+0.0	40.0	54.0	-14.0	Horiz

CKC Laboratories, Inc Date: 7/24/2014 Time: 13:43:43 Leeo, Inc WO#: 95723
 Test Distance: 3 Meters Sequence#: 139



Test Location: CKC Laboratories, Inc. • 1120 Fulton Place • Fremont, CA 94539 • (510) 249-1170

Customer: **Leeo, Inc.**
 Specification: **15.247(d) / 15.209 Radiated Spurious Emissions**
 Work Order #: **95723** Date: 7/25/2014
 Test Type: **Radiated Scan** Time: 17:37:32
 Equipment: **LED Nightlight** Sequence#: 221
 Manufacturer: Tested By: Hieu Song Nguyenpham
 Model: LNL9ZA1AB
 S/N: NSAA7000007

Test Equipment:

ID	Asset #	Description	Model	Calibration Date	Cal Due Date
	AN02668	Spectrum Analyzer	E4446A	2/22/2013	2/22/2015
	ANP00880	Cable	RG214U	6/13/2014	6/13/2016
	ANP05300	Cable	RG214/U	3/25/2013	3/25/2015
	AN00432	Loop Antenna	6502	4/2/2013	4/2/2015

Equipment Under Test (* = EUT):

Function	Manufacturer	Model #	S/N
LED Nightlight*		LNL9ZA1AB	NSAA7000007

Support Devices:

Function	Manufacturer	Model #	S/N
Laptop	Apple	A1398	None
Router	TP-LINK	TL-WR740N	119A1710268

Test Conditions / Notes:

Radiated Spurious Emission
 Frequency Range: 9kHz to 30MHz
 Temperature: 22.6°C
 Humidity: 39%
 Pressure: 100.8kPa
 Firmware: 0.1
 Application: Command Line Terminal
 Mode: Normal Operation
 Highest Generated Frequency: 2.4GHz
 Transmit frequency: 2.4GHz Band
 RF Output=17dBm
 Gain of the Antenna=-3dBi
 Number of Channel = 11
 9 kHz -150kHz;RBW=200Hz,VBW=200Hz;
 150 kHz-30MHz;RBW=9kHz,VBW=9kHz;
 30 MHz-1000MHz;RBW=120kHz,VBW=120kHz,
 1000 MHz-25,000MHz;RBW=1MHz,VBW=1MHz.
 The EUT is a fixed device. It is placed on an 80 cm table. The EUT is a smart nightlight with environmental sensors to monitor the quality of the indoor air and affects the air environment.
 Note: The EUT is set to continuously transmit (WiFi on).
 N Modulation Type (MCS2)
 Middle Channel
NO EUT EMISSIONS DETECTED WITHIN 20dB THE LIMIT.

Test Location: CKC Laboratories, Inc. • 1120 Fulton Place • Fremont, CA 94539 • (510) 249-1170

Customer: **Leeo, Inc.**
 Specification: **15.247(d) / 15.209 Radiated Spurious Emissions**
 Work Order #: **95723** Date: 7/24/2014
 Test Type: **Radiated Scan** Time: 15:39:14
 Equipment: **LED Nightlight** Sequence#: 151
 Manufacturer: Tested By: Hieu Song Nguyenpham
 Model: LNL9ZA1AB
 S/N: NSAA7000007

Test Equipment:

ID	Asset #	Description	Model	Calibration Date	Cal Due Date
	AN02668	Spectrum Analyzer	E4446A	2/22/2013	2/22/2015
T1	AN00730	Preamplifier	8447D	1/17/2013	1/17/2015
T2	AN00852	Biconilog Antenna	CBL 6111C	11/28/2012	11/28/2014
T3	ANP00880	Cable	RG214U	6/13/2014	6/13/2016
T4	ANP01183	Cable	CNT-195	9/3/2013	9/3/2015
T5	ANP05300	Cable	RG214/U	3/25/2013	3/25/2015

Equipment Under Test (* = EUT):

Function	Manufacturer	Model #	S/N
LED Nightlight*		LNL9ZA1AB	NSAA7000007

Support Devices:

Function	Manufacturer	Model #	S/N
Laptop	Apple	A1398	None
Router	TP-LINK	TL-WR740N	119A1710268

Test Conditions / Notes:

Radiated Spurious Emission
 Frequency Range: 30MHz to 1000MHz
 Temperature: 22.6°C
 Humidity: 39%
 Pressure: 100.8kPa
 Firmware: 0.1
 Application: Command Line Terminal
 Mode: Normal Operation
 Highest Generated Frequency: 2.4 GHz
 Transmit frequency: 2.4GHz Band
 RF Output=17dBm
 Gain of the Antenna=-3dBi
 Number of Channel = 11
 9 kHz -150kHz;RBW=200Hz,VBW=200Hz;
 150 kHz-30MHz;RBW=9kHz,VBW=9kHz;
 30 MHz-1000MHz;RBW=120kHz,VBW=120kHz,
 1000 MHz-25,000MHz;RBW=1MHz,VBW=1MHz.
 The EUT is a fixed device. It is placed on an 80 cm table. The EUT is a smart nightlight with environmental sensors to monitor the quality of the indoor air and affects the air environment.
 Note: The EUT is set to continuously transmit (WiFi on).
 N Modulation Type (MCS2)
 Middle Channel

Ext Attn: 0 dB

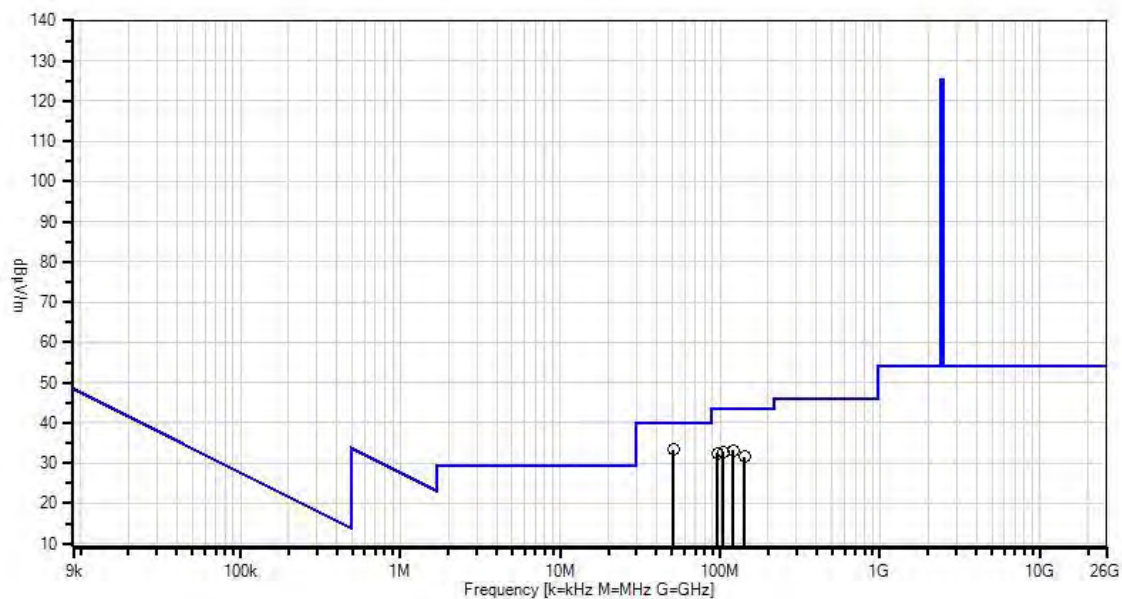
Measurement Data:

Reading listed by margin.

Test Distance: 3 Meters

#	Freq MHz	Rdng dB μ V	T1 T5 dB	T2 dB	T3 dB	T4 dB	Dist Table	Corr dB μ V/m	Spec dB μ V/m	Margin dB	Polar Ant
1	50.963M	50.8	-27.0 +0.2	+8.6	+0.6	+0.2	+0.0	33.4	40.0	-6.6	Vert
2	121.053M	47.2	-27.0 +0.3	+11.4	+1.0	+0.3	+0.0	33.2	43.5	-10.3	Horiz
3	119.972M	47.0	-27.0 +0.3	+11.3	+1.0	+0.3	+0.0	32.9	43.5	-10.6	Horiz
4	104.717M	48.0	-27.1 +0.3	+10.5	+0.9	+0.2	+0.0	32.8	43.5	-10.7	Vert
5	96.017M	48.7	-27.1 +0.3	+9.5	+0.9	+0.2	+0.0	32.5	43.5	-11.0	Vert
6	141.594M	45.4	-26.8 +0.3	+11.2	+1.1	+0.4	+0.0	31.6	43.5	-11.9	Horiz

CKC Laboratories, Inc. Date: 7/24/2014 Time: 15:39:14 Leeo, Inc WO#: 95723
Test Distance: 3 Meters Sequence#: 151



Test Location: CKC Laboratories, Inc. • 1120 Fulton Place • Fremont, CA 94539 • (510) 249-1170

Customer: **Leeo, Inc.**
 Specification: **15.247(d) / 15.209 Radiated Spurious Emissions**
 Work Order #: **95723** Date: 7/23/2014
 Test Type: **Radiated Scan** Time: 13:56:24
 Equipment: **LED Nightlight** Sequence#: 71
 Manufacturer: Tested By: Hieu Song Nguyenpham
 Model: LNL9ZA1AB
 S/N: NSAA7000007

Test Equipment:

ID	Asset #	Description	Model	Calibration Date	Cal Due Date
T1	AN02157	Horn Antenna-ANSI C63.5	3115	1/23/2013	1/23/2015
T2	AN03302	Cable	32026-29094K-29094K-72TC	3/24/2014	3/24/2016
T3	ANP01210	Cable	FSJ1P-50A-4A	2/19/2013	2/19/2015
	AN02668	Spectrum Analyzer	E4446A	2/22/2013	2/22/2015
T4	AN03114	Preamp	AMF-7D-00101800-30-10P	4/11/2013	4/11/2015
T5	AN03015	Cable	32022-2-29094K-24TC	5/6/2013	5/6/2015
T6	AN03309	High Pass Filter	11SH10-3000/T10000-O/O	4/2/2014	4/2/2016

Equipment Under Test (* = EUT):

Function	Manufacturer	Model #	S/N
LED Nightlight*		LNL9ZA1AB	NSAA7000007

Support Devices:

Function	Manufacturer	Model #	S/N
Laptop	Apple	A1398	None
Router	TP-LINK	TL-WR740N	119A1710268

Test Conditions / Notes:

Radiated Spurious Emission
Frequency Range: 1000MHz to 12000MHz
Temperature: 22.6C
Humidity: 39%
Pressure: 100.8kPa
Firmware: 0.1
Application: Command Line Terminal
Mode: Normal Operation
Highest Generated Frequency: 2.4 GHz
Transmit frequency: 2.4GHz Band
RF Output=17dBm
Gain of the Antenna=-3dBi
Number of Channel = 11
9 kHz -150kHz;RBW=200Hz,VBW=200Hz;
150 kHz-30MHz;RBW=9kHz,VBW=9kHz;
30 MHz-1000MHz;RBW=120kHz,VBW=120kHz,
1000 MHz-25,000MHz;RBW=1MHz,VBW=1MHz.
The EUT is a fixed device. It is placed on an 80 cm table. The EUT is a smart nightlight with environmental sensors to monitor the quality of the indoor air and affects the air environment.
Note: The EUT is set to continuously transmit (WiFi on).
N Modulation Type (MCS2)
Middle Channel

Ext Attn: 0 dB

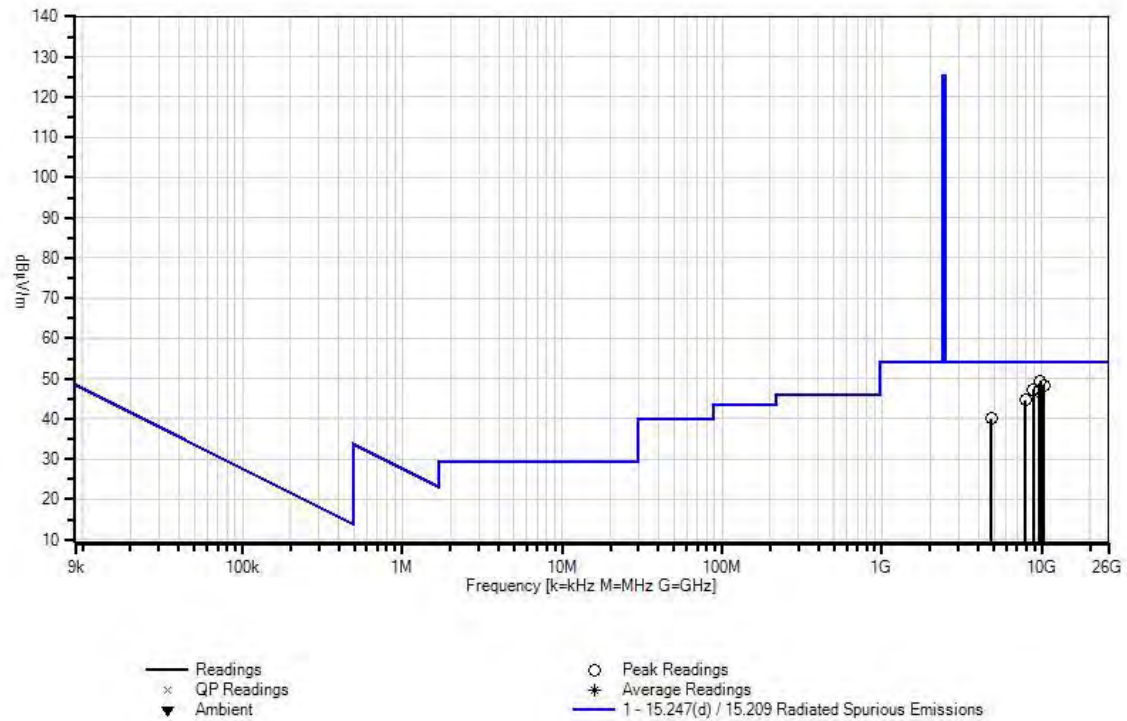
Measurement Data:

Reading listed by margin.

Test Distance: 3 Meters

#	Freq	Rdng	T1 T5	T2 T6	T3	T4	Dist	Corr	Spec	Margin	Polar
	MHz	dBμV	dB	dB	dB	dB	Table	dBμV/m	dBμV/m	dB	Ant
1	9747.210M	57.5	+39.0 +1.3	+2.4 +0.2	+6.3	-57.5	+0.0	49.2	54.0	-4.8	Vert
2	10242.328 M	56.9	+39.6 +1.3	+2.5 +0.2	+6.2	-58.3	+0.0	48.4	54.0	-5.6	Vert
3	8826.874M	55.6	+38.1 +1.4	+2.3 +0.3	+5.9	-56.3	+0.0	47.3	54.0	-6.7	Horiz
4	9556.589M	55.8	+38.6 +1.3	+2.4 +0.2	+6.3	-57.6	+0.0	47.0	54.0	-7.0	Horiz
5	7889.626M	56.8	+36.8 +1.3	+2.2 +0.2	+5.4	-58.0	+0.0	44.7	54.0	-9.3	Horiz
6	4798.099M	58.8	+33.2 +0.7	+1.7 +0.2	+3.8	-58.3	+0.0	40.1	54.0	-13.9	Vert

CKC Laboratories, Inc Date: 7/23/2014 Time: 13:56:24 Leeo, Inc WO#: 95723
Test Distance: 3 Meters Sequence#: 71



Test Location: CKC Laboratories, Inc. • 1120 Fulton Place • Fremont, CA 94539 • (510) 249-1170

Customer: **Leeo, Inc.**
 Specification: **15.247(d) / 15.209 Radiated Spurious Emissions**
 Work Order #: **95723** Date: 7/23/2014
 Test Type: **Radiated Scan** Time: 15:15:27
 Equipment: **LED Nightlight** Sequence#: 80
 Manufacturer: Tested By: Hieu Song Nguyenpham
 Model: LNL9ZA1AB
 S/N: NSAA7000007

Test Equipment:

ID	Asset #	Description	Model	Calibration Date	Cal Due Date
	AN02668	Spectrum Analyzer	E4446A	2/22/2013	2/22/2015
T1	AN03143	Cable	32022-29094K-144TC	8/2/2013	8/2/2015
T2	ANP00928	Cable	various	1/23/2014	1/23/2016
T3	ANP06138	Cable	32022-29094K-29094K-72TC	8/2/2013	8/2/2015
T4	AN02693	Active Horn Antenna	AMFW-5F-18002650-20-10P	2/21/2013	2/21/2015

Equipment Under Test (* = EUT):

Function	Manufacturer	Model #	S/N
LED Nightlight*		LNL9ZA1AB	NSAA7000007

Support Devices:

Function	Manufacturer	Model #	S/N
Laptop	Apple	A1398	None
Router	TP-LINK	TL-WR740N	119A1710268

Test Conditions / Notes:

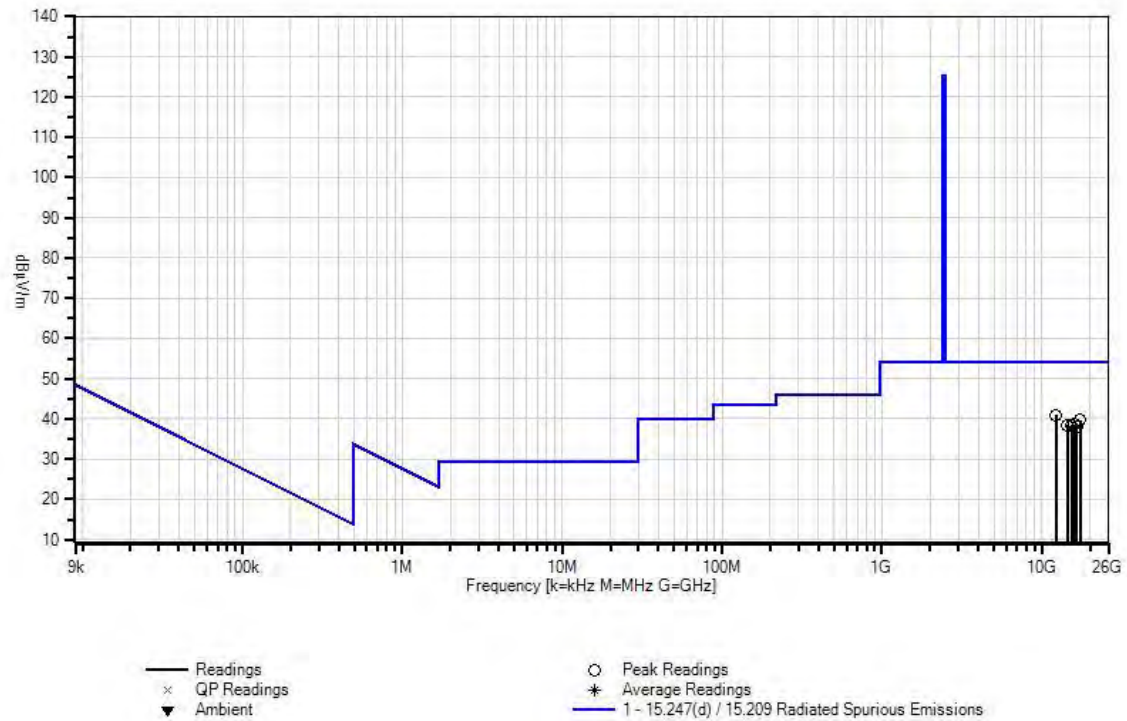
Radiated Spurious Emission
Frequency Range: 12000MHz to 18000MHz
Temperature: 22.6°C
Humidity: 39%
Pressure: 100.8kPa
Firmware: 0.1
Application: Command Line Terminal
Mode: Normal Operation
Highest Generated Frequency: 2.4 GHz
Transmit frequency: 2.4GHz Band
RF Output=17dBm
Gain of the Antenna=-3dBi
Number of Channel = 11
9 kHz -150kHz;RBW=200Hz,VBW=200Hz;
150 kHz-30MHz;RBW=9kHz,VBW=9kHz;
30 MHz-1000MHz;RBW=120kHz,VBW=120kHz,
1000 MHz-25,000MHz;RBW=1MHz,VBW=1MHz.
The EUT is a fixed device. It is placed on an 80 cm table. The EUT is a smart nightlight with environmental sensors to monitor the quality of the indoor air and affects the air environment.
Note: The EUT is set to continuously transmit (WiFi on).
N Modulation Type (MCS2)
Middle Channel

Ext Attn: 0 dB

Measurement Data: Reading listed by margin. Test Distance: 3 Meters

#	Freq MHz	Rdng dBμV	T1 dB	T2 dB	T3 dB	T4 dB	Dist Table	Corr dBμV/m	Spec dBμV/m	Margin dB	Polar Ant
1	12185.627 M	47.3	+5.5	+0.9	+2.5	-15.3	+0.0	40.9	54.0	-13.1	Horiz
2	17285.112 M	44.2	+6.5	+0.7	+3.0	-14.6	+0.0	39.8	54.0	-14.2	Horiz
3	16048.466 M	45.2	+6.4	+0.7	+3.0	-16.6	+0.0	38.7	54.0	-15.3	Horiz
4	14495.759 M	44.4	+5.9	+0.8	+2.8	-15.4	+0.0	38.5	54.0	-15.5	Vert
5	15336.641 M	44.4	+6.0	+0.8	+2.8	-15.7	+0.0	38.3	54.0	-15.7	Vert
6	16415.795 M	44.4	+6.5	+0.7	+3.0	-16.7	+0.0	37.9	54.0	-16.1	Vert

CKC Laboratories, Inc Date: 7/23/2014 Time: 15:15:27 Leeo, Inc WO#: 95723
 Test Distance: 3 Meters Sequence#: 80



Test Location: CKC Laboratories, Inc. • 1120 Fulton Place • Fremont, CA 94539 • (510) 249-1170

Customer: **Leeo, Inc.**

Specification: **15.247(d) / 15.209 Radiated Spurious Emissions**

Work Order #: **95723**

Date: 7/24/2014

Test Type: **Radiated Scan**

Time: 14:03:21

Equipment: **LED Nightlight**

Sequence#: 142

Manufacturer:

Tested By: Hieu Song Nguyenpham

Model: LNL9ZA1AB

S/N: NSAA7000007

Test Equipment:

ID	Asset #	Description	Model	Calibration Date	Cal Due Date
	AN02668	Spectrum Analyzer	E4446A	2/22/2013	2/22/2015
T1	AN03143	Cable	32022-29094K-144TC	8/2/2013	8/2/2015
T2	ANP06138	Cable	32022-29094K-29094K-72TC	8/2/2013	8/2/2015
T3	AN02694	Horn Antenna-ANSI C63.5 Antenna Factors (dB)	AMFW-5F-18002650-20-10P	2/4/2013	2/4/2015
T4	ANP00929	Cable	various	1/23/2014	1/23/2016

Equipment Under Test (* = EUT):

Function	Manufacturer	Model #	S/N
LED Nightlight*		LNL9ZA1AB	NSAA7000007

Support Devices:

Function	Manufacturer	Model #	S/N
Laptop	Apple	A1398	None
Router	TP-LINK	TL-WR740N	119A1710268

Test Conditions / Notes:

Radiated Spurious Emission
Frequency Range: 18000MHz to 25000MHz

Temperature: 22.6°C
Humidity: 39%
Pressure: 100.8kPa

Firmware: 0.1
Application: Command Line Terminal
Mode: Normal Operation
Highest Generated Frequency: 2.4 GHz
Transmit frequency: 2.4GHz Band
RF Output=17dBm
Gain of the Antenna=-3dBi
Number of Channel = 11
9 kHz -150kHz;RBW=200Hz,VBW=200Hz;
150 kHz-30MHz;RBW=9kHz,VBW=9kHz;
30 MHz-1000MHz;RBW=120kHz,VBW=120kHz,
1000 MHz-25,000MHz;RBW=1MHz,VBW=1MHz.

The EUT is a fixed device. It is placed on an 80 cm table. The EUT is a smart nightlight with environmental sensors to monitor the quality of the indoor air and affects the air environment.
Note: The EUT is set to continuously transmit (WiFi on).
N Modulation Type (MCS2)
Middle Channel

Ext Attn: 0 dB

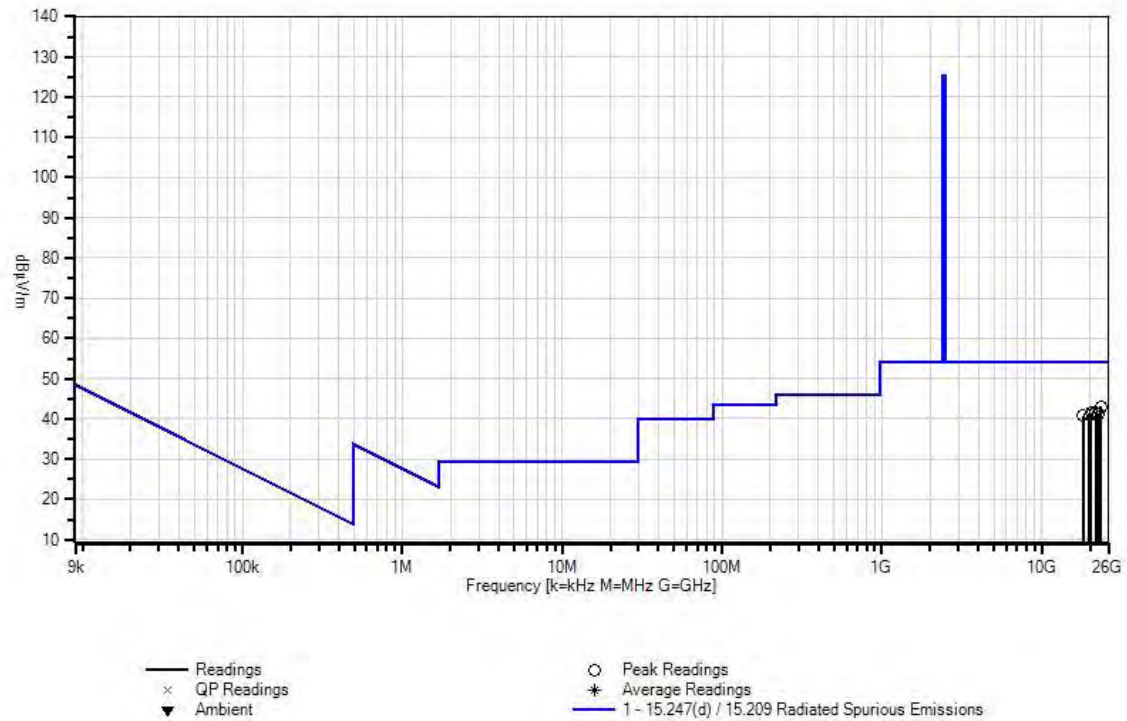
Measurement Data:

Reading listed by margin.

Test Distance: 3 Meters

#	Freq MHz	Rdng dBμV	T1 dB	T2 dB	T3 dB	T4 dB	Dist Table	Corr dBμV/m	Spec dBμV/m	Margin dB	Polar Ant
1	23334.418 M	46.7	+7.6	+3.6	-17.8	+3.0	+0.0	43.1	54.0	-10.9	Horiz
2	21730.676 M	45.0	+7.5	+3.5	-17.3	+3.0	+0.0	41.7	54.0	-12.3	Horiz
3	20281.601 M	44.4	+7.2	+3.4	-16.8	+3.2	+0.0	41.4	54.0	-12.6	Horiz
4	22533.212 M	44.7	+7.6	+3.6	-17.6	+3.0	+0.0	41.3	54.0	-12.7	Horiz
5	19890.227 M	44.1	+7.0	+3.3	-16.7	+3.3	+0.0	41.0	54.0	-13.0	Horiz
6	18026.191 M	44.4	+6.8	+3.2	-17.1	+3.5	+0.0	40.8	54.0	-13.2	Horiz

CKC Laboratories, Inc Date: 7/24/2014 Time: 14:03:21 Leeo, Inc WO#: 95723
Test Distance: 3 Meters Sequence#: 142



Test Location: CKC Laboratories, Inc. • 1120 Fulton Place • Fremont, CA 94539 • (510) 249-1170

Customer: **Leeo, Inc.**
 Specification: **15.247(d) / 15.209 Radiated Spurious Emissions**
 Work Order #: **95723** Date: 7/25/2014
 Test Type: **Radiated Scan** Time: 17:47:08
 Equipment: **LED Nightlight** Sequence#: 224
 Manufacturer: Tested By: Hieu Song Nguyenpham
 Model: LNL9ZA1AB
 S/N: NSAA7000007

Test Equipment:

ID	Asset #	Description	Model	Calibration Date	Cal Due Date
	AN02668	Spectrum Analyzer	E4446A	2/22/2013	2/22/2015
	ANP00880	Cable	RG214U	6/13/2014	6/13/2016
	ANP05300	Cable	RG214/U	3/25/2013	3/25/2015
	AN00432	Loop Antenna	6502	4/2/2013	4/2/2015

Equipment Under Test (* = EUT):

Function	Manufacturer	Model #	S/N
LED Nightlight*		LNL9ZA1AB	NSAA7000007

Support Devices:

Function	Manufacturer	Model #	S/N
Laptop	Apple	A1398	None
Router	TP-LINK	TL-WR740N	119A1710268

Test Conditions / Notes:

Radiated Spurious Emission
 Frequency Range: 9kHz to 30MHz
 Temperature: 22.6°C
 Humidity: 39%
 Pressure: 100.8kPa
 Firmware: 0.1
 Application: Command Line Terminal
 Mode: Normal Operation
 Highest Generated Frequency: 2.4GHz
 Transmit frequency: 2.4GHz Band
 RF Output=17dBm
 Gain of the Antenna=-3dBi
 Number of Channel = 11
 9 kHz -150kHz;RBW=200Hz,VBW=200Hz;
 150 kHz-30MHz;RBW=9kHz,VBW=9kHz;
 30 MHz-1000MHz;RBW=120kHz,VBW=120kHz,
 1000 MHz-25,000MHz;RBW=1MHz,VBW=1MHz.
 The EUT is a fixed device. It is placed on an 80 cm table. The EUT is a smart nightlight with environmental sensors to monitor the quality of the indoor air and affects the air environment.
 Note: The EUT is set to continuously transmit (WiFi on).
 N Modulation Type (MCS2)
 High Channel
NO EUT EMISSIONS DETECTED WITHIN 20dB THE LIMIT.

Test Location: CKC Laboratories, Inc. • 1120 Fulton Place • Fremont, CA 94539 • (510) 249-1170

Customer: **Leeo, Inc.**
 Specification: **15.247(d) / 15.209 Radiated Spurious Emissions**
 Work Order #: **95723** Date: 7/24/2014
 Test Type: **Radiated Scan** Time: 15:05:10
 Equipment: **LED Nightlight** Sequence#: 148
 Manufacturer: Tested By: Hieu Song Nguyenpham
 Model: LNL9ZA1AB
 S/N: NSAA7000007

Test Equipment:

ID	Asset #	Description	Model	Calibration Date	Cal Due Date
	AN02668	Spectrum Analyzer	E4446A	2/22/2013	2/22/2015
T1	AN00730	Preamplifier	8447D	1/17/2013	1/17/2015
T2	AN00852	Biconilog Antenna	CBL 6111C	11/28/2012	11/28/2014
T3	ANP00880	Cable	RG214U	6/13/2014	6/13/2016
T4	ANP01183	Cable	CNT-195	9/3/2013	9/3/2015
T5	ANP05300	Cable	RG214/U	3/25/2013	3/25/2015

Equipment Under Test (* = EUT):

Function	Manufacturer	Model #	S/N
LED Nightlight*		LNL9ZA1AB	NSAA7000007

Support Devices:

Function	Manufacturer	Model #	S/N
Laptop	Apple	A1398	None
Router	TP-LINK	TL-WR740N	119A1710268

Test Conditions / Notes:

Radiated Spurious Emission
 Frequency Range: 30MHz to 1000MHz
 Temperature: 22.6°C
 Humidity: 39%
 Pressure: 100.8kPa
 Firmware: 0.1
 Application: Command Line Terminal
 Mode: Normal Operation
 Highest Generated Frequency: 2.4 GHz
 Transmit frequency: 2.4GHz Band
 RF Output=17dBm
 Gain of the Antenna=-3dBi
 Number of Channel = 11
 9 kHz -150kHz;RBW=200Hz,VBW=200Hz;
 150 kHz-30MHz;RBW=9kHz,VBW=9kHz;
 30 MHz-1000MHz;RBW=120kHz,VBW=120kHz,
 1000 MHz-25,000MHz;RBW=1MHz,VBW=1MHz.
 The EUT is a fixed device. It is placed on an 80 cm table. The EUT is a smart nightlight with environmental sensors to monitor the quality of the indoor air and affects the air environment.
 Note: The EUT is set to continuously transmit (WiFi on).
 N Modulation Type (MCS2)
 High Channel

Ext Attn: 0 dB

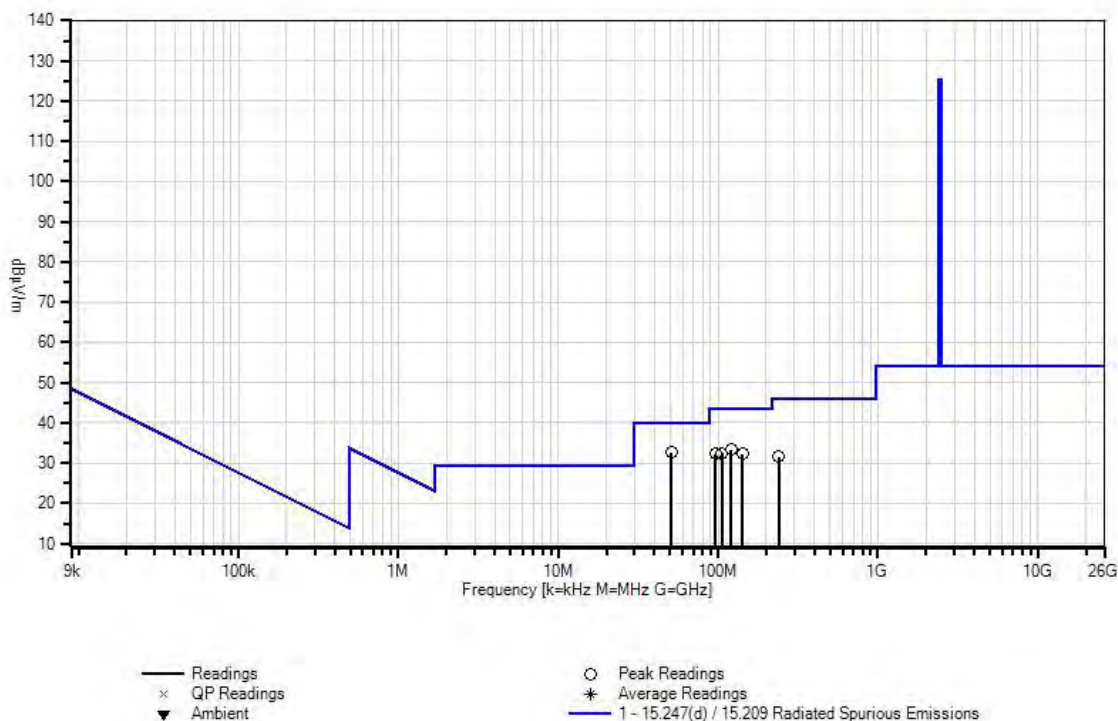
Measurement Data:

Reading listed by margin.

Test Distance: 3 Meters

#	Freq MHz	Rdng dB μ V	T1 T5 dB	T2 dB	T3 dB	T4 dB	Dist Table	Corr dB μ V/m	Spec dB μ V/m	Margin dB	Polar Ant
1	50.963M	50.1	-27.0 +0.2	+8.6	+0.6	+0.2	+0.0	32.7	40.0	-7.3	Vert
2	121.174M	47.4	-27.0 +0.3	+11.4	+1.0	+0.3	+0.0	33.4	43.5	-10.1	Horiz
3	105.077M	47.6	-27.1 +0.3	+10.5	+0.9	+0.2	+0.0	32.4	43.5	-11.1	Vert
4	95.883M	48.5	-27.1 +0.3	+9.5	+0.9	+0.2	+0.0	32.3	43.5	-11.2	Vert
5	142.555M	46.0	-26.8 +0.3	+11.2	+1.1	+0.4	+0.0	32.2	43.5	-11.3	Horiz
6	239.972M	44.8	-27.0 +0.4	+11.3	+1.5	+0.6	+0.0	31.6	46.0	-14.4	Horiz

CKC Laboratories, Inc Date: 7/24/2014 Time: 15:05:10 Leeo, Inc WO#: 95723
Test Distance: 3 Meters Sequence#: 148



Test Location: CKC Laboratories, Inc. • 1120 Fulton Place • Fremont, CA 94539 • (510) 249-1170

Customer: **Leeo, Inc.**
 Specification: **15.247(d) / 15.209 Radiated Spurious Emissions**
 Work Order #: **95723** Date: 7/23/2014
 Test Type: **Radiated Scan** Time: 14:20:08
 Equipment: **LED Nightlight** Sequence#: 74
 Manufacturer: Tested By: Hieu Song Nguyenpham
 Model: LNL9ZA1AB
 S/N: NSAA7000007

Test Equipment:

ID	Asset #	Description	Model	Calibration Date	Cal Due Date
T1	AN02157	Horn Antenna-ANSI C63.5	3115	1/23/2013	1/23/2015
T2	AN03302	Cable	32026-29094K-29094K-72TC	3/24/2014	3/24/2016
T3	ANP01210	Cable	FSJ1P-50A-4A	2/19/2013	2/19/2015
	AN02668	Spectrum Analyzer	E4446A	2/22/2013	2/22/2015
T4	AN03114	Preamp	AMF-7D-00101800-30-10P	4/11/2013	4/11/2015
T5	AN03015	Cable	32022-2-29094K-24TC	5/6/2013	5/6/2015
T6	AN03309	High Pass Filter	11SH10-3000/T10000-O/O	4/2/2014	4/2/2016

Equipment Under Test (* = EUT):

Function	Manufacturer	Model #	S/N
LED Nightlight*		LNL9ZA1AB	NSAA7000007

Support Devices:

Function	Manufacturer	Model #	S/N
Laptop	Apple	A1398	None
Router	TP-LINK	TL-WR740N	119A1710268

Test Conditions / Notes:

Radiated Spurious Emission
Frequency Range: 1000MHz to 12000MHz

Temperature: 22.6°C
Humidity: 39%
Pressure: 100.8kPa

Firmware: 0.1
Application: Command Line Terminal
Mode: Normal Operation
Highest Generated Frequency: 2.4GHz
Transmit frequency: 2.4GHz Band
RF Output=17dBm
Gain of the Antenna=-3dBi
Number of Channel = 11

9 kHz -150kHz;RBW=200Hz,VBW=200Hz;
150 kHz-30MHz;RBW=9kHz,VBW=9kHz;
30 MHz-1000MHz;RBW=120kHz,VBW=120kHz,
1000 MHz-25,000MHz;RBW=1MHz,VBW=1MHz.

The EUT is a fixed device. It is placed on an 80 cm table. The EUT is a smart nightlight with environmental sensors to monitor the quality of the indoor air and affects the air environment.

Note: The EUT is set to continuously transmit (WiFi on).
N Modulation Type (MCS2)
High Channel

Ext Attn: 0 dB

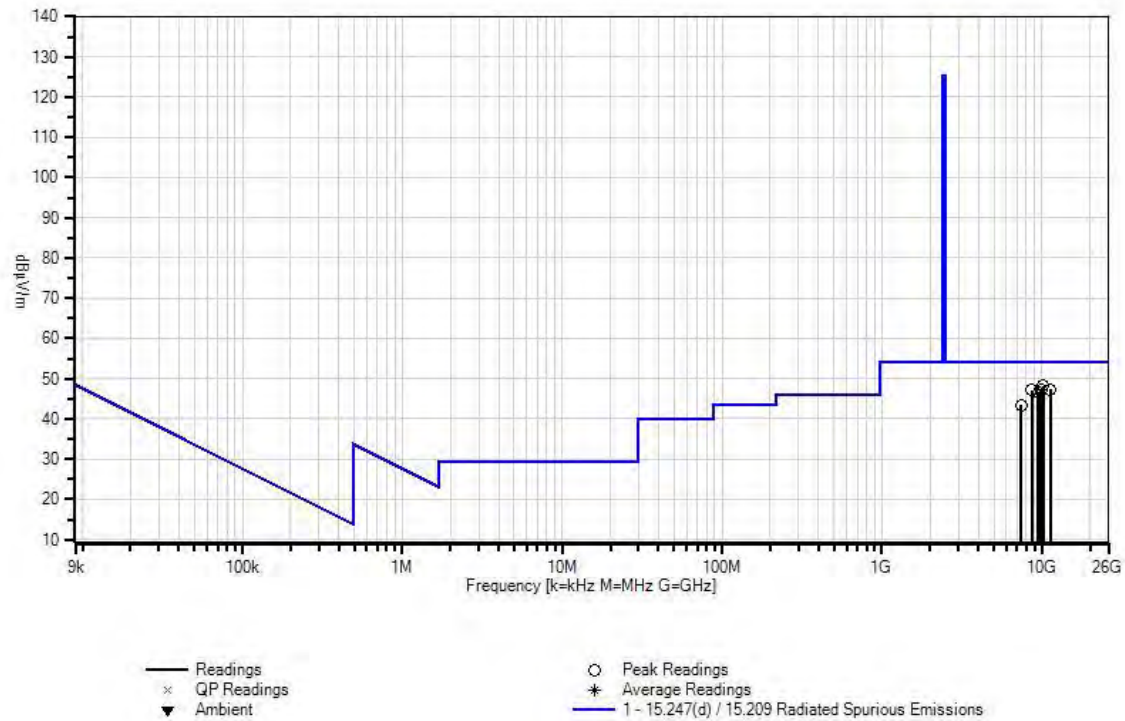
Measurement Data:

Reading listed by margin.

Test Distance: 3 Meters

#	Freq	Rdng	T1	T2	T3	T4	Dist	Corr	Spec	Margin	Polar
	MHz	dBμV	T5 dB	T6 dB	dB	dB	Table	dBμV/m	dBμV/m	dB	Ant
1	10222.524 M	56.5	+39.7 +1.3	+2.5 +0.2	+6.2	-58.2	+0.0	48.2	54.0	-5.8	Vert
2	11257.322 M	55.1	+39.0 +1.2	+2.6 +0.2	+6.2	-56.9	+0.0	47.4	54.0	-6.6	Horiz
3	9868.514M	55.6	+39.5 +1.3	+2.4 +0.2	+6.2	-57.9	+0.0	47.3	54.0	-6.7	Horiz
4	8677.543M	56.1	+37.7 +1.5	+2.3 +0.3	+5.7	-56.4	+0.0	47.2	54.0	-6.8	Vert
5	9434.022M	55.6	+38.5 +1.2	+2.4 +0.2	+6.3	-57.5	+0.0	46.7	54.0	-7.3	Vert
6	7411.371M	57.4	+36.8 +1.0	+2.1 +0.2	+5.4	-59.4	+0.0	43.5	54.0	-10.5	Horiz

CKC Laboratories, Inc Date: 7/23/2014 Time: 14:20:08 Leo, Inc WO#: 95723
 Test Distance: 3 Meters Sequence#: 74



Test Location: CKC Laboratories, Inc. • 1120 Fulton Place • Fremont, CA 94539 • (510) 249-1170

Customer: **Leeo, Inc.**
 Specification: **15.247(d) / 15.209 Radiated Spurious Emissions**
 Work Order #: **95723** Date: 7/23/2014
 Test Type: **Radiated Scan** Time: 14:58:24
 Equipment: **LED Nightlight** Sequence#: 77
 Manufacturer: Tested By: Hieu Song Nguyenpham
 Model: LNL9ZA1AB
 S/N: NSAA7000007

Test Equipment:

ID	Asset #	Description	Model	Calibration Date	Cal Due Date
	AN02668	Spectrum Analyzer	E4446A	2/22/2013	2/22/2015
T1	AN03143	Cable	32022-29094K-144TC	8/2/2013	8/2/2015
T2	ANP00928	Cable	various	1/23/2014	1/23/2016
T3	ANP06138	Cable	32022-29094K-29094K-72TC	8/2/2013	8/2/2015
T4	AN02693	Active Horn Antenna	AMFW-5F-18002650-20-10P	2/21/2013	2/21/2015

Equipment Under Test (* = EUT):

Function	Manufacturer	Model #	S/N
LED Nightlight*		LNL9ZA1AB	NSAA7000007

Support Devices:

Function	Manufacturer	Model #	S/N
Laptop	Apple	A1398	None
Router	TP-LINK	TL-WR740N	119A1710268

Test Conditions / Notes:

Radiated Spurious Emission
Frequency Range: 12000MHz to 18000MHz

Temperature: 22.6°C
Humidity: 39%
Pressure: 100.8kPa

Firmware: 0.1
Application: Command Line Terminal
Mode: Normal Operation
Highest Generated Frequency: 2.4GHz
Transmit frequency: 2.4GHz Band
RF Output=17dBm
Gain of the Antenna=-3dBi
Number of Channel = 11

9 kHz -150kHz;RBW=200Hz,VBW=200Hz;
150 kHz-30MHz;RBW=9kHz,VBW=9kHz;
30 MHz-1000MHz;RBW=120kHz,VBW=120kHz,
1000 MHz-25,000MHz;RBW=1MHz,VBW=1MHz.

The EUT is a fixed device. It is placed on an 80 cm table. The EUT is a smart nightlight with environmental sensors to monitor the quality of the indoor air and affects the air environment.

Note: The EUT is set to continuously transmit (WiFi on).
N Modulation Type (MCS2)
High Channel

Ext Attn: 0 dB

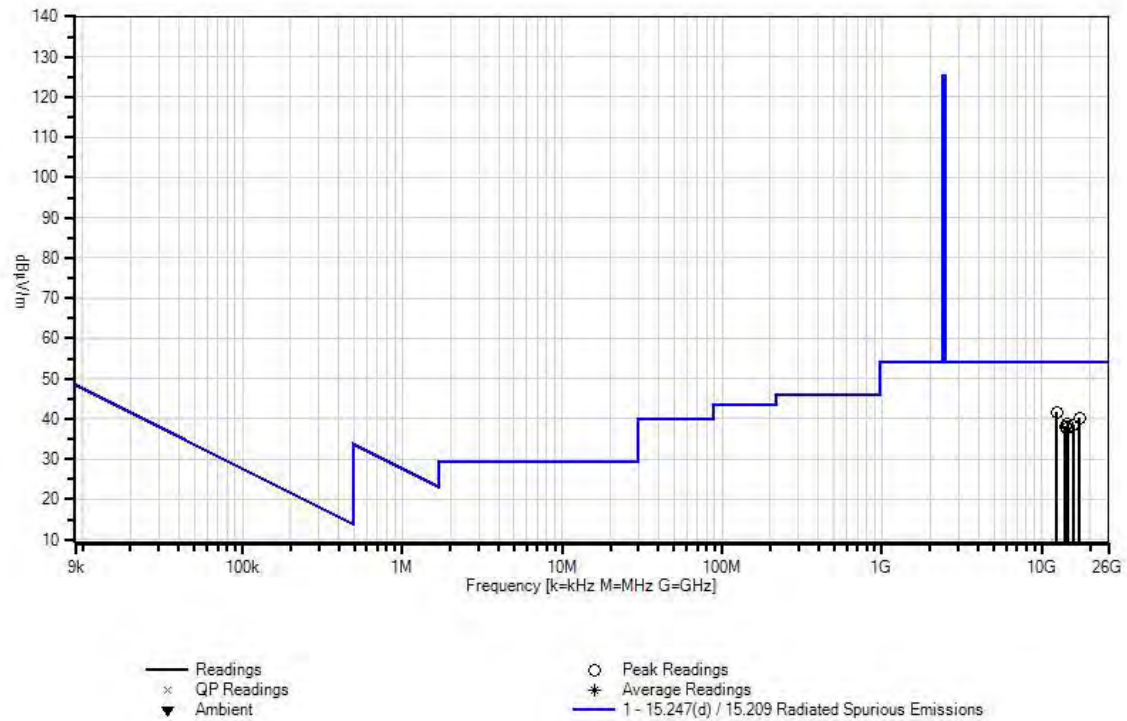
Measurement Data:

Reading listed by margin.

Test Distance: 3 Meters

#	Freq MHz	Rdng dBμV	T1 dB	T2 dB	T3 dB	T4 dB	Dist Table	Corr dBμV/m	Spec dBμV/m	Margin dB	Polar Ant
1	12316.316 M	47.9	+5.5	+0.9	+2.5	-15.1	+0.0	41.7	54.0	-12.3	Vert
2	17240.815 M	44.8	+6.5	+0.7	+3.0	-14.7	+0.0	40.3	54.0	-13.7	Vert
3	14479.477 M	44.6	+6.0	+0.8	+2.8	-15.4	+0.0	38.8	54.0	-15.2	Horiz
4	15736.733 M	44.8	+6.4	+0.7	+2.9	-16.3	+0.0	38.5	54.0	-15.5	Horiz
5	13921.920 M	45.2	+5.5	+0.8	+2.7	-16.0	+0.0	38.2	54.0	-15.8	Horiz
6	14347.345 M	43.9	+5.9	+0.8	+2.8	-15.6	+0.0	37.8	54.0	-16.2	Vert

CKC Laboratories, Inc Date: 7/23/2014 Time: 14:58:24 Leo, Inc WO#: 95723
 Test Distance: 3 Meters Sequence#: 77



Test Location: CKC Laboratories, Inc. • 1120 Fulton Place • Fremont, CA 94539 • (510) 249-1170

Customer: **Leeo, Inc.**

Specification: **15.247(d) / 15.209 Radiated Spurious Emissions**

Work Order #: **95723**

Date: 7/24/2014

Test Type: **Radiated Scan**

Time: 14:23:17

Equipment: **LED Nightlight**

Sequence#: 145

Manufacturer:

Tested By: Hieu Song Nguyenpham

Model: LNL9ZA1AB

S/N: NSAA7000007

Test Equipment:

ID	Asset #	Description	Model	Calibration Date	Cal Due Date
	AN02668	Spectrum Analyzer	E4446A	2/22/2013	2/22/2015
T1	AN03143	Cable	32022-29094K-144TC	8/2/2013	8/2/2015
T2	ANP06138	Cable	32022-29094K-29094K-72TC	8/2/2013	8/2/2015
T3	AN02694	Horn Antenna-ANSI C63.5 Antenna Factors (dB)	AMFW-5F-18002650-20-10P	2/4/2013	2/4/2015
T4	ANP00929	Cable	various	1/23/2014	1/23/2016

Equipment Under Test (* = EUT):

Function	Manufacturer	Model #	S/N
LED Nightlight*		LNL9ZA1AB	NSAA7000007

Support Devices:

Function	Manufacturer	Model #	S/N
Laptop	Apple	A1398	None
Router	TP-LINK	TL-WR740N	119A1710268

Test Conditions / Notes:

Radiated Spurious Emission
Frequency Range: 18000MHz to 25000MHz

Temperature: 22.6°C

Humidity: 39%

Pressure: 100.8kPa

Firmware: 0.1

Application: Command Line Terminal

Mode: Normal Operation

Highest Generated Frequency: 2.4 GHz

Transmit frequency: 2.4GHz Band

RF Output=17dBm

Gain of the Antenna=-3dBi

Number of Channel = 11

9 kHz -150kHz;RBW=200Hz,VBW=200Hz;
150 kHz-30MHz;RBW=9kHz,VBW=9kHz;
30 MHz-1000MHz;RBW=120kHz,VBW=120kHz,
1000 MHz-25,000MHz;RBW=1MHz,VBW=1MHz.

The EUT is a fixed device. It is placed on an 80 cm table. The EUT is a smart nightlight with environmental sensors to monitor the quality of the indoor air and affects the air environment.

Note: The EUT is set to continuously transmit (WiFi on).

N Modulation Type (MCS2)

High Channel

Ext Attn: 0 dB

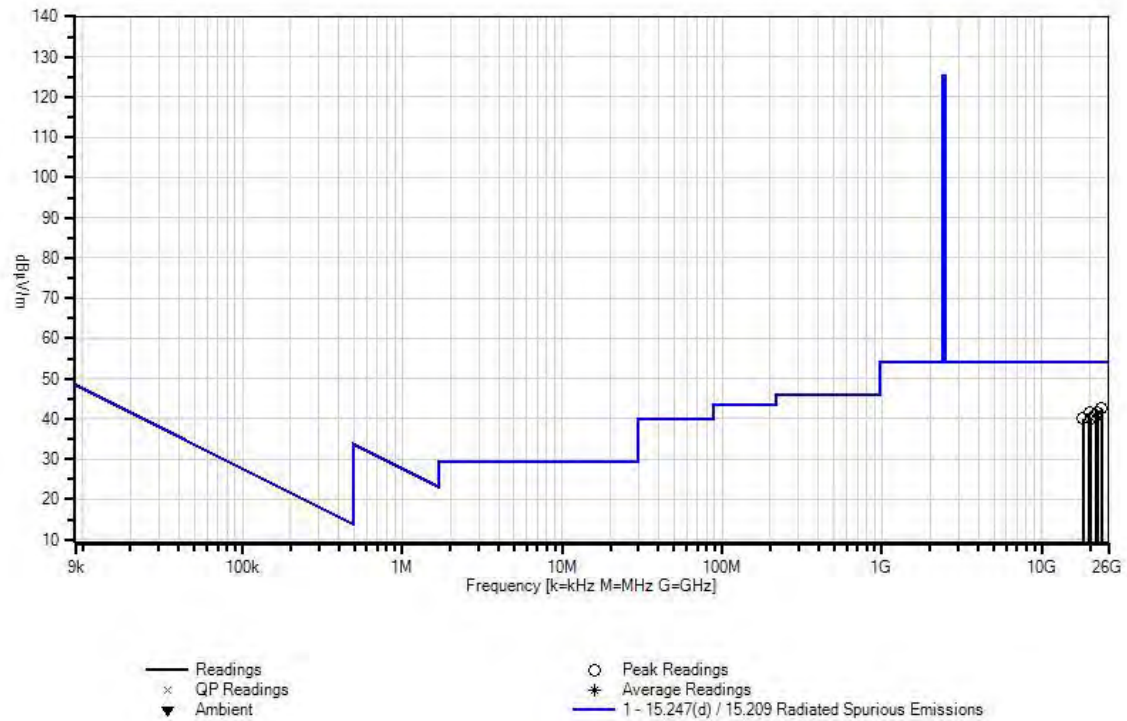
Measurement Data:

Reading listed by margin.

Test Distance: 3 Meters

#	Freq MHz	Rdng dBμV	T1 dB	T2 dB	T3 dB	T4 dB	Dist Table	Corr dBμV/m	Spec dBμV/m	Margin dB	Polar Ant
1	23598.546 M	45.9	+7.8	+3.6	-17.7	+3.0	+0.0	42.6	54.0	-11.4	Vert
2	22093.815 M	45.3	+7.3	+3.5	-17.4	+3.0	+0.0	41.7	54.0	-12.3	Vert
3	19855.104 M	44.6	+7.0	+3.3	-16.7	+3.3	+0.0	41.5	54.0	-12.5	Vert
4	21678.021 M	44.1	+7.5	+3.5	-17.2	+3.0	+0.0	40.9	54.0	-13.1	Horiz
5	20204.664 M	43.1	+7.2	+3.4	-16.8	+3.2	+0.0	40.1	54.0	-13.9	Horiz
6	18049.301 M	43.5	+6.8	+3.2	-17.0	+3.5	+0.0	40.0	54.0	-14.0	Horiz

CKC Laboratories, Inc Date: 7/24/2014 Time: 14:23:17 Leeo, Inc WO#: 95723
 Test Distance: 3 Meters Sequence#: 145



Band Edge

Test Conditions / Setup B-Band

Test Location: CKC Laboratories, Inc. • 1120 Fulton Place • Fremont, CA 94539 • (510) 249-1170

Customer: **Leeo, Inc.**
Specification: **Band Edge**
Work Order #: **95723**
Test Type: **Radiated Scan**
Equipment: **LED Nightlight**
Manufacturer:
Model: LNL9ZA1AB
S/N: NSAA7000007

Date: 7/14/2014
Time: 13:33:06
Sequence#: 7
Tested By: Hieu Song Nguyenpham

Test Equipment:

ID	Asset #	Description	Model	Calibration Date	Cal Due Date
T1	AN02157	Horn Antenna-ANSI C63.5	3115	1/23/2013	1/23/2015
T2	AN03302	Cable	32026-29094K-29094K-72TC	3/24/2014	3/24/2016
T3	ANP01210	Cable	FSJ1P-50A-4A	2/19/2013	2/19/2015
	AN02668	Spectrum Analyzer	E4446A	2/22/2013	2/22/2015

Equipment Under Test (* = EUT):

Function	Manufacturer	Model #	S/N
LED Nightlight*		LNL9ZA1AB	NSAA7000007

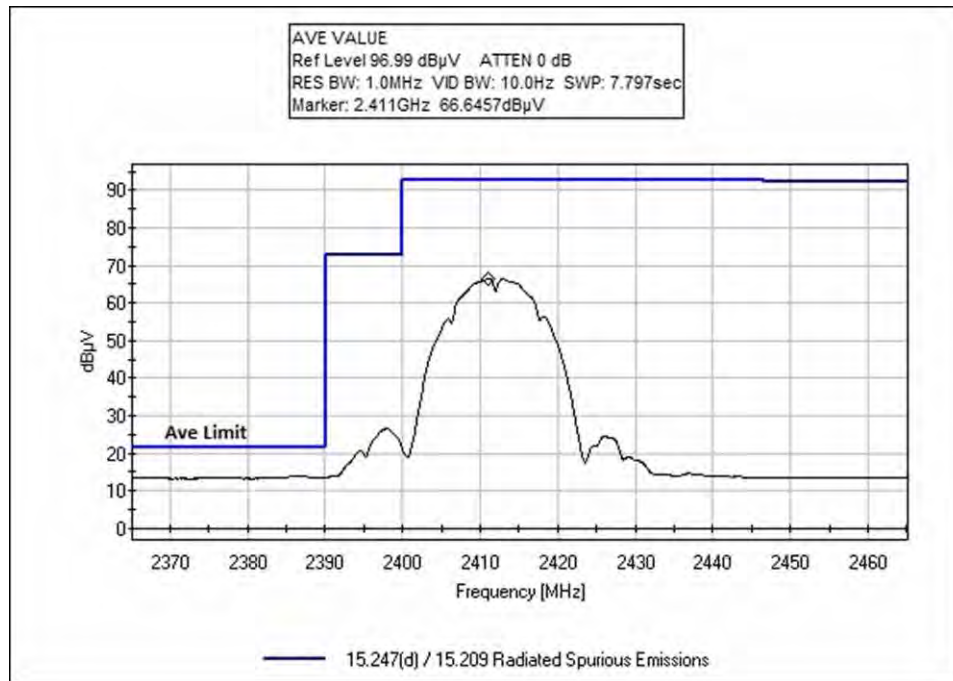
Support Devices:

Function	Manufacturer	Model #	S/N
Router	TP-LINK	TL-WR740N	119A1710268
Laptop	Apple, Inc.	A1398	None

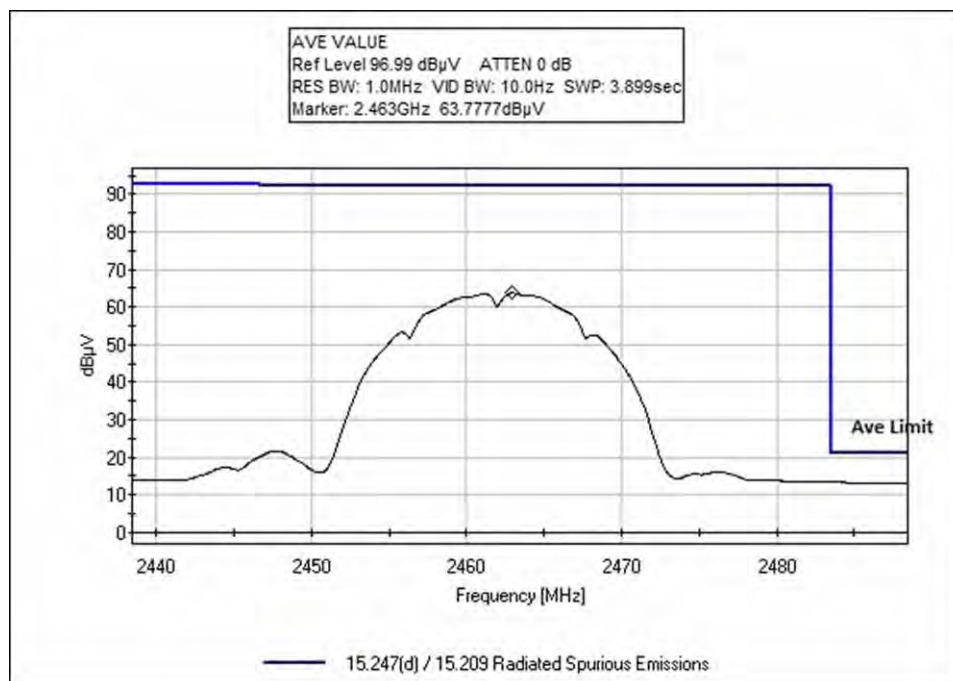
Test Conditions / Notes:

Band edge Set up
Temperature: 22.6°C
Humidity: 39%
Pressure: 100.8kPa
Firmware: 0.1
Application: Command Line Terminal
Mode: Normal Operation
Highest Generated Frequency: 2.4 GHz
Transmit frequency: 2.4GHz Band
RF Output=19dBm
Gain of the Antenna=-3dBi
Number of Channel =1
The EUT is a fixed device. It is placed on an 80 cm table. The EUT is a smart nightlight with environmental sensors to monitor the quality of the indoor air and affects the air environment.
Note: The EUT is set to continuously transmit (WiFi on).
Data rate at 2Mbps
B-Band

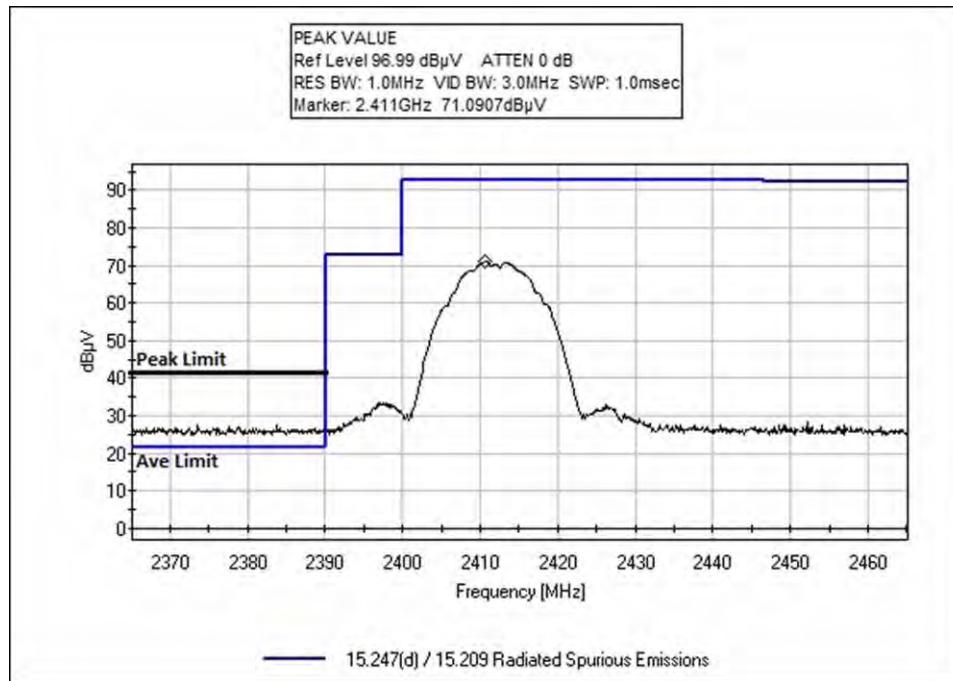
Test Data



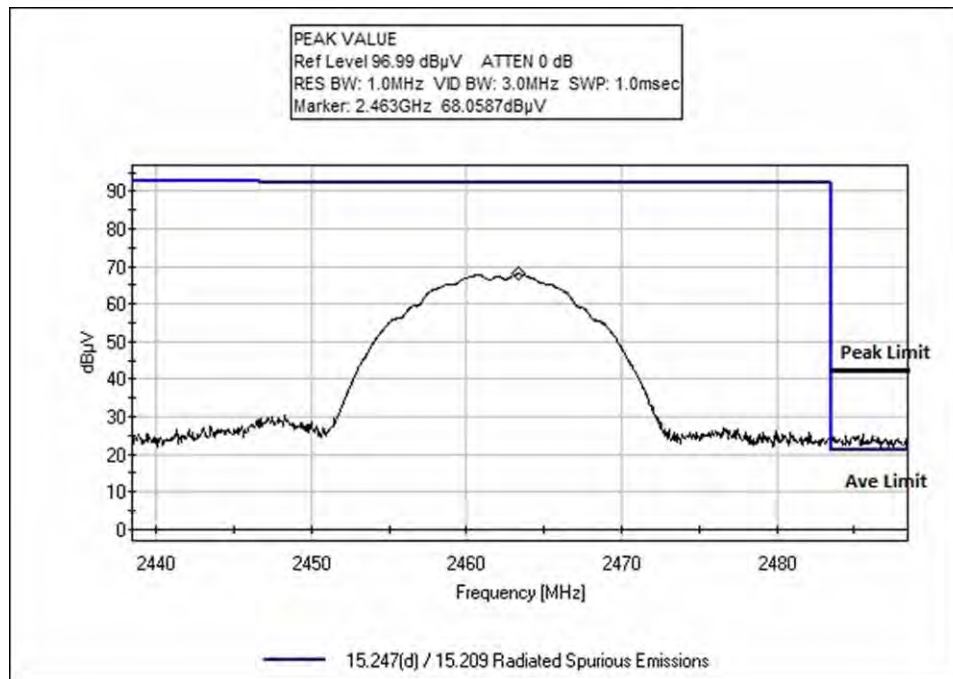
Low Channel, B-Band



High Channel, B-Band



Low Channel, B-Band



High Channel, B-Band

Test Conditions / Setup G-Band

Test Location: CKC Laboratories, Inc. • 1120 Fulton Place • Fremont, CA 94539 • (510) 249-1170

Customer: **Leeo, Inc.**
Specification: **Band Edge**
Work Order #: **95723**
Test Type: **Radiated Scan**
Equipment: **LED Nightlight**
Manufacturer:
Model: **LNL9ZA1AB**
S/N: **NSAA7000007**

Date: 7/14/2014
Time: 13:33:06
Sequence#: 7
Tested By: Hieu Song Nguyenpham

Test Equipment:

ID	Asset #	Description	Model	Calibration Date	Cal Due Date
T1	AN02157	Horn Antenna-ANSI C63.5	3115	1/23/2013	1/23/2015
T2	AN03302	Cable	32026-29094K-29094K-72TC	3/24/2014	3/24/2016
T3	ANP01210	Cable	FSJ1P-50A-4A	2/19/2013	2/19/2015
	AN02668	Spectrum Analyzer	E4446A	2/22/2013	2/22/2015

Equipment Under Test (* = EUT):

Function	Manufacturer	Model #	S/N
LED Nightlight*		LNL9ZA1AB	NSAA7000007

Support Devices:

Function	Manufacturer	Model #	S/N
Router	TP-LINK	TL-WR740N	119A1710268
Laptop	Apple, Inc.	A1398	None

Test Conditions / Notes:

Bandedge Set up

Temperature: 22.6°C
Humidity: 39%
Pressure: 100.8kPa

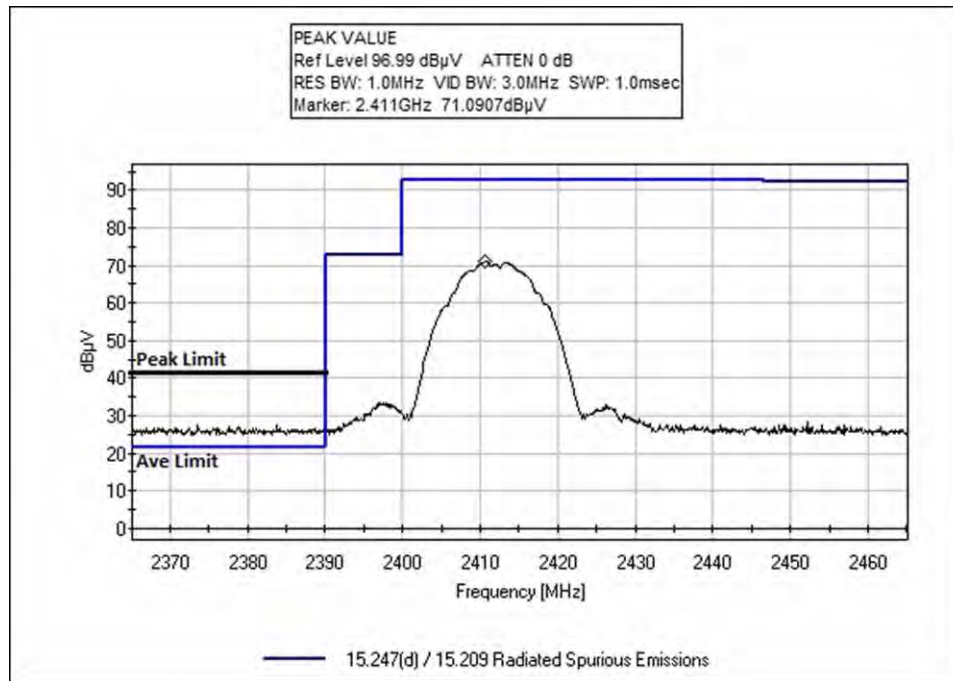
Firmware: 0.1
Application: Command Line Terminal
Mode: Normal Operation
Highest Generated Frequency: 2.4GHz
Transmit frequency: 2.4GHz Band
RF Output=17dBm
Gain of the Antenna=-3dBi
Number of Channel =11

The EUT is a fixed device. It is placed on an 80 cm table. The EUT is a smart nightlight with environmental sensors to monitor the quality of the indoor air and affects the air environment.

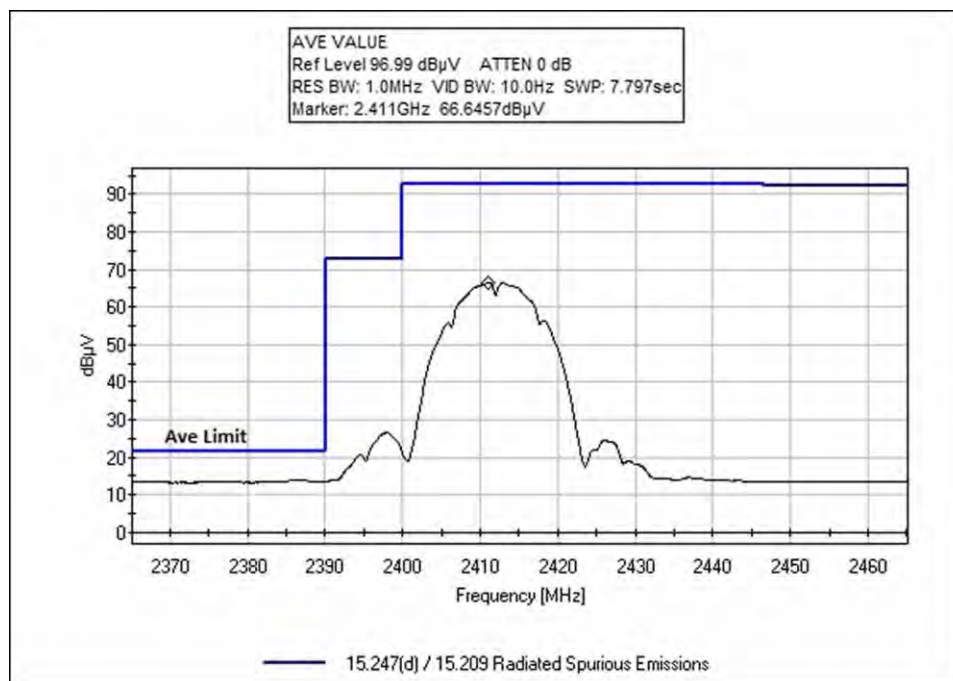
Note: The EUT is set to continuously transmit (WiFi on).
Data rate at 9Mbps

G-Band

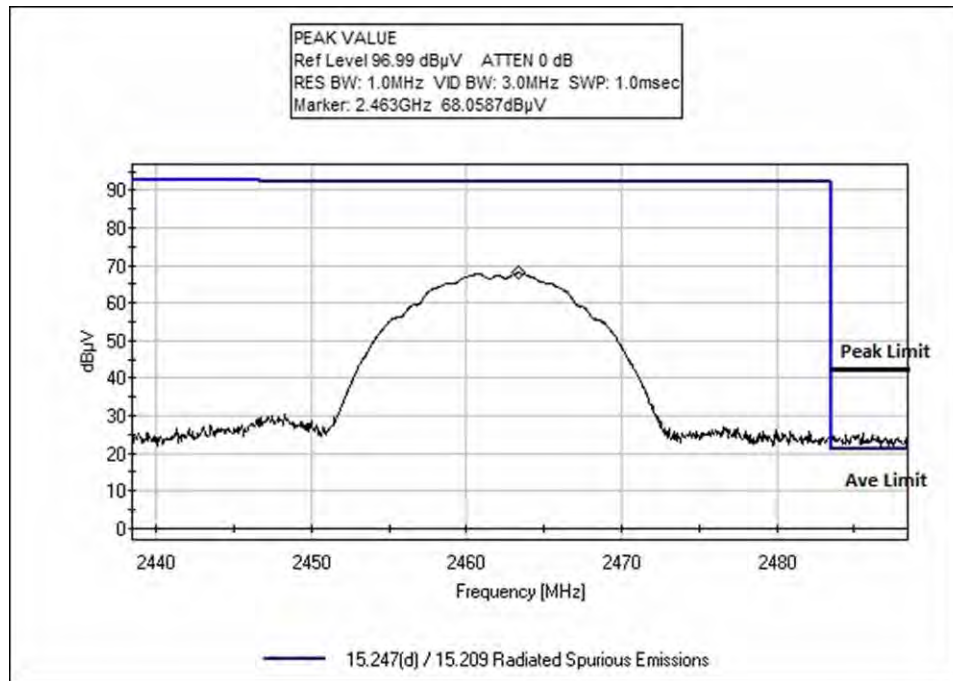
Test Data



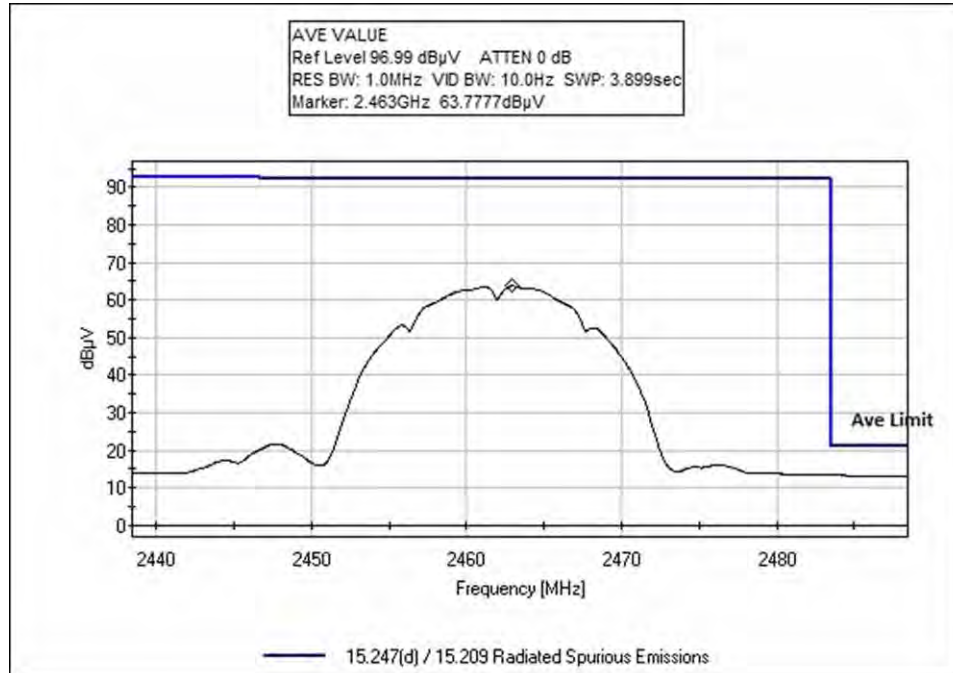
Low Channel, G-Band



Low Channel, G-Band



High Channel, G-Band



High Channel, G-Band

Test Conditions / Setup N-Band

Test Location: CKC Laboratories, Inc. • 1120 Fulton Place • Fremont, CA 94539 • (510) 249-1170

Customer: **Leeo, Inc.**
 Specification: **Band Edge**
 Work Order #: **95723**
 Test Type: **Radiated Scan**
 Equipment: **LED Nightlight**
 Manufacturer:
 Model: LNL9ZA1AB
 S/N: NSAA7000007

Date: 7/14/2014
 Time: 13:33:06
 Sequence#: 7
 Tested By: Hieu Song Nguyenpham

Test Equipment:

ID	Asset #	Description	Model	Calibration Date	Cal Due Date
T1	AN02157	Horn Antenna-ANSI C63.5	3115	1/23/2013	1/23/2015
T2	AN03302	Cable	32026-29094K-29094K-72TC	3/24/2014	3/24/2016
T3	ANP01210	Cable	FSJ1P-50A-4A	2/19/2013	2/19/2015
	AN02668	Spectrum Analyzer	E4446A	2/22/2013	2/22/2015

Equipment Under Test (* = EUT):

Function	Manufacturer	Model #	S/N
LED Nightlight*		LNL9ZA1AB	NSAA7000007

Support Devices:

Function	Manufacturer	Model #	S/N
Router	TP-LINK	TL-WR740N	119A1710268
Laptop	Apple, Inc.	A1398	None

Test Conditions / Notes:

Band edge Set up
 Temperature: 22.6°C
 Humidity: 39%
 Pressure: 100.8kPa

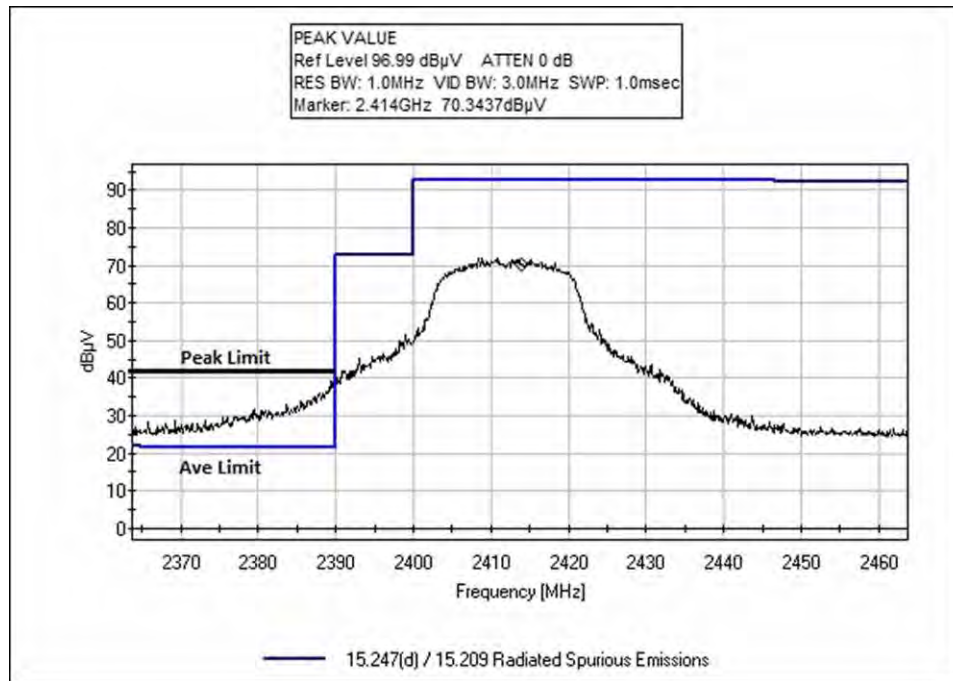
Firmware: 0.1
 Application: Command Line Terminal
 Mode: Normal Operation
 Highest Generated Frequency: 2.4GHz
 Transmit frequency: 2.4GHz Band
 RF Output=17dBm
 Gain of the Antenna=-3dBi
 Number of Channel =11

The EUT is a fixed device. It is placed on an 80 cm table. The EUT is a smart nightlight with environmental sensors to monitor the quality of the indoor air and affects the air environment.

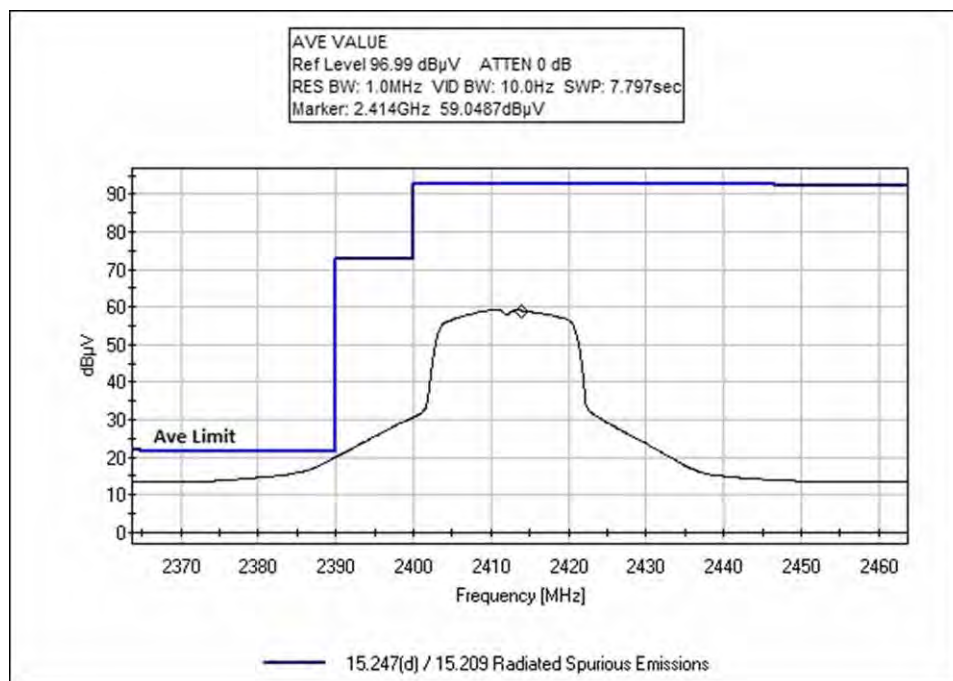
Note: The EUT is set to continuously transmit (WiFi on).
 Data rate at MCS2

N-Band

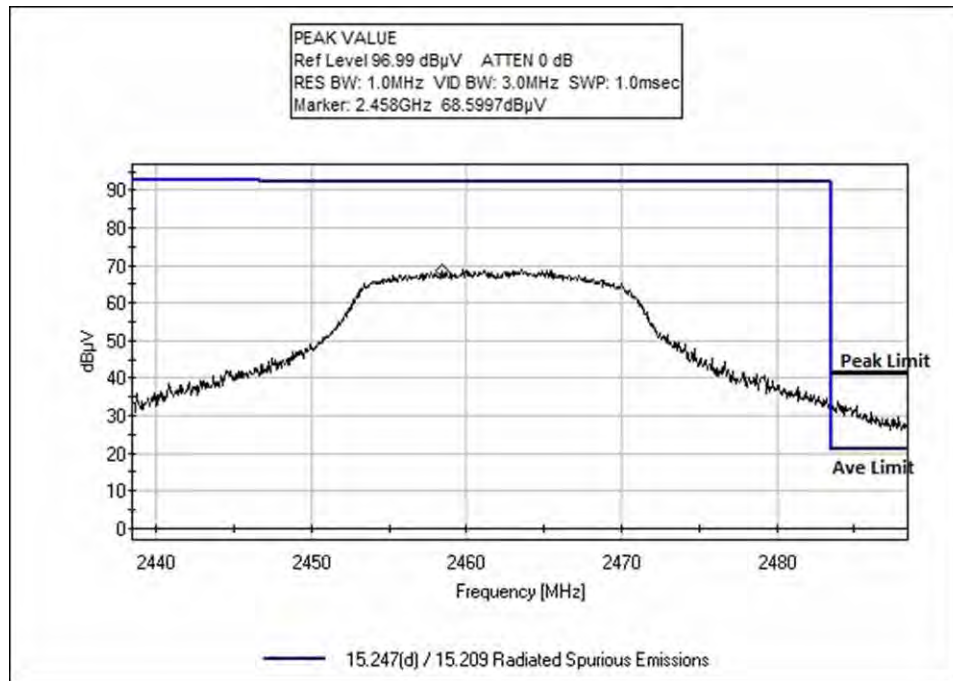
Test Data



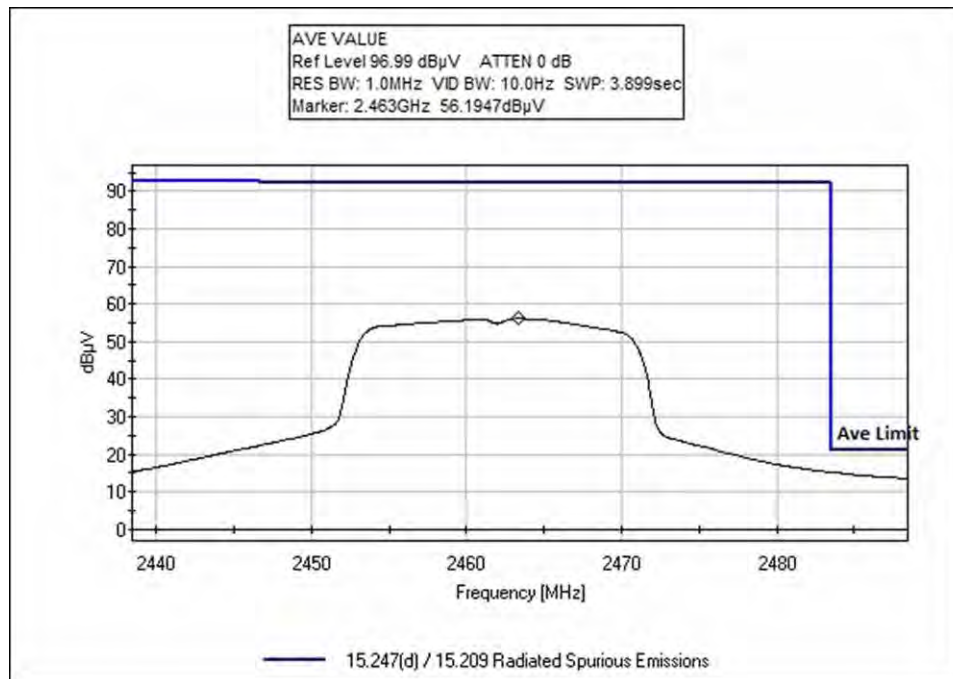
Low Channel, N-Band



Low Channel, N-Band



High Channel, N-Band



High Channel, N-Band

15. 247(e) Power Spectral Density

Test Conditions / Setup B-Band

Test Location: CKC Laboratories, Inc. • 1120 Fulton Place • Fremont, CA 94539 • (510) 249-1170

Customer: **Leo, Inc.**

Specification: **15.247(e) Peak Power Spectral Density (2400-2483.5 MHz DTS)**

Work Order #: **95723**

Date: 7/22/2014

Test Type: **Conducted Spurious Emission**

Time: 11:09:51

Equipment: **LED Nightlight**

Sequence#: 17

Manufacturer:

Tested By: Hieu Song Nguyenpham

Model: LNL9ZA1AB

S/N: NSAA7000007

Test Equipment:

ID	Asset #	Description	Model	Calibration Date	Cal Due Date
T1	ANP06467	Attenuator	PE7014-10	5/24/2013	5/24/2015
T2	AN03015	Cable	32022-2-29094K-24TC	5/6/2013	5/6/2015
	AN02668	Spectrum Analyzer	E4446A	2/22/2013	2/22/2015

Equipment Under Test (* = EUT):

Function	Manufacturer	Model #	S/N
LED Nightlight*		LNL9ZA1AB	NSAA7000007

Support Devices:

Function	Manufacturer	Model #	S/N
Laptop		A1398	None
Debug Board	Leo, Inc.	None	None

Test Conditions / Notes:

PSD of the EUT
 Temperature: 22.6°C
 Humidity: 39%
 Pressure: 100.8kPa
 Firmware: 0.1
 Application: Command Line Terminal
 Mode: Normal Operation
 Highest Generated Frequency: 2.4GHz
 RBW=30kHz
 VBW= 100kHz
 Transmit frequency: 2.4GHz Band
 RF Output=19dBm
 Gain of the Antenna=-3dBi
 Number of Channel=11
 The EUT is a fixed device. It is placed on a table and connected to a laptop in order to operate the EUT. The EUT is a smart nightlight with environmental sensors to monitor the quality of the indoor air and affects the air environment. Note: The EUT is set to continuously transmit (WiFi on).

B-Band

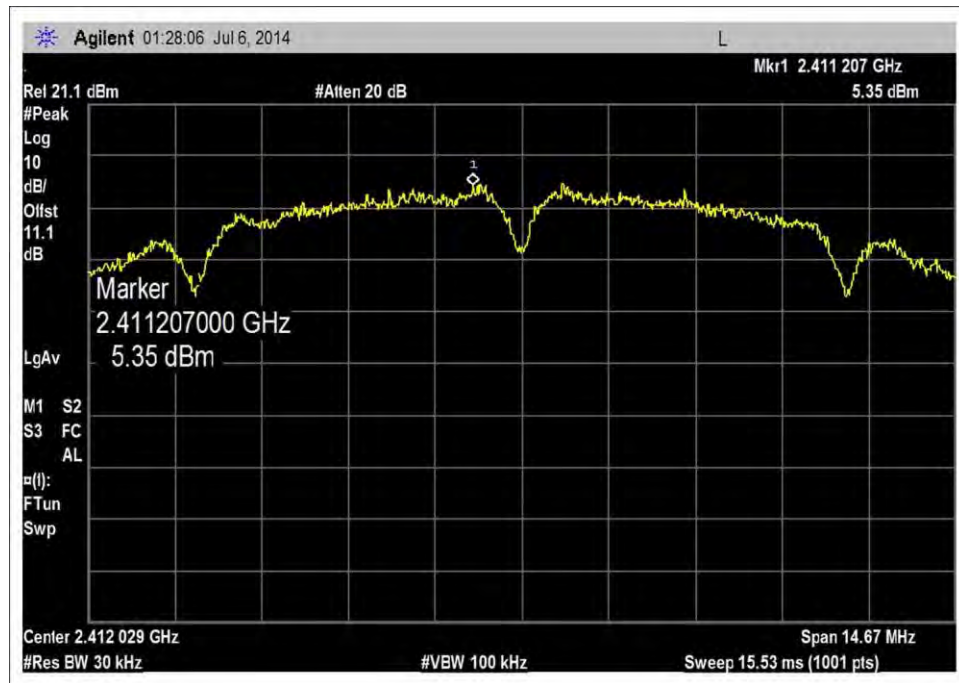
B-Band

Frequency (MHz)	Measured Power in dBm	Power Limit in dBm	Pass/Fail
2412 Low Channel	5.35	8	Pass
2437 Middle Channel	4.91	8	Pass
2462 High Channel	4.34	8	Pass

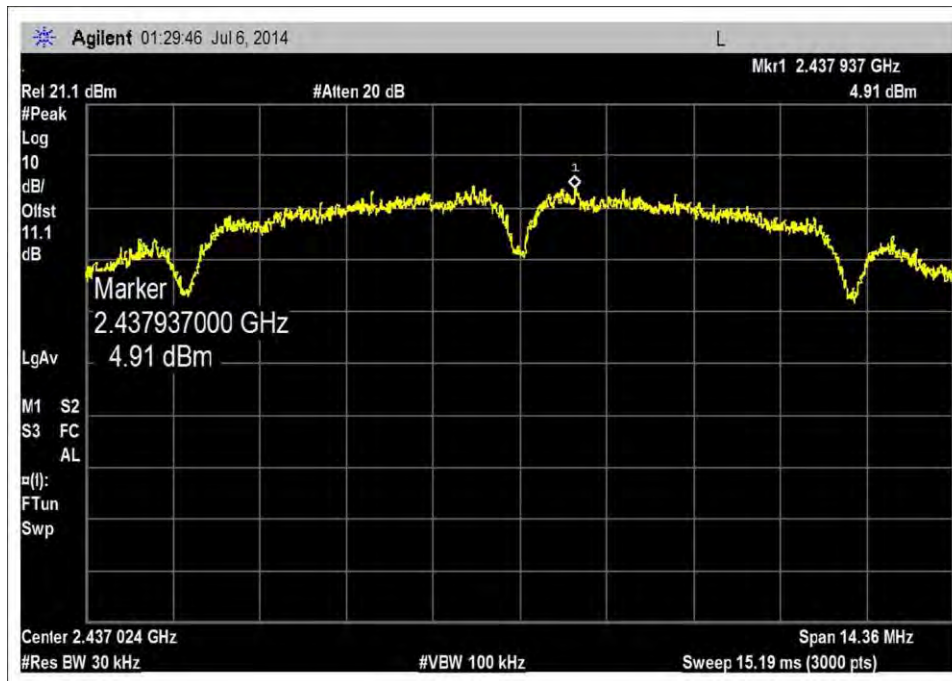
Note: The worst case data rate is at 2Mbps.

The Power Spectral Density measurements were made using the methods set out in KDB "558074 D01 DTS Meas Guidance v03r01", Section 10.2 Measurement Procedure PKPSD. The offset of the analyzer was set to correct for the cable and attenuator used during measurement. The units are in dBm. The limit is 8dBm.

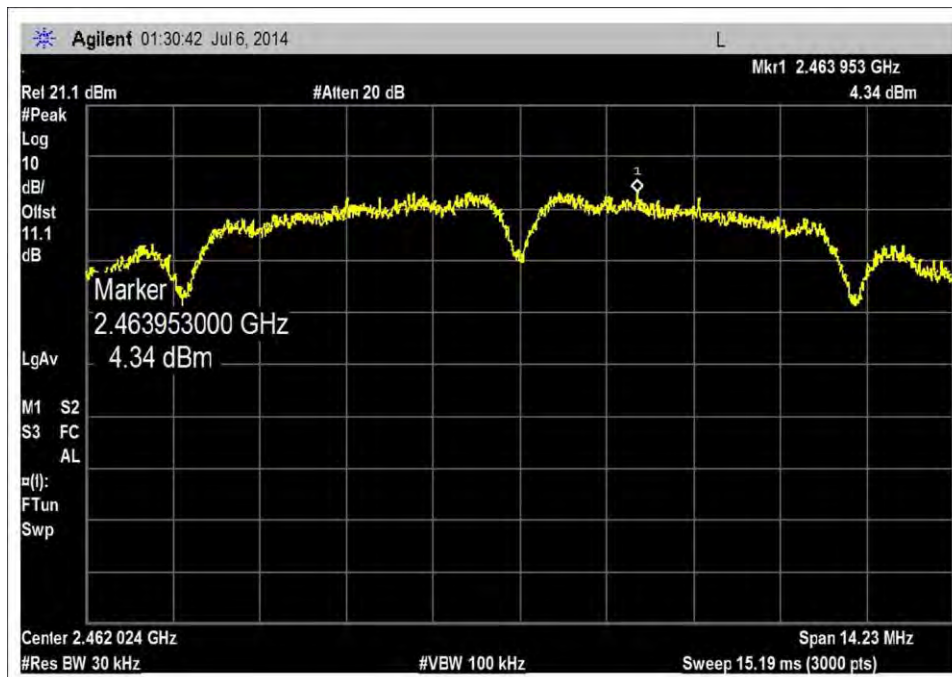
Test Plots



Low Channel, B-Band



Middle Channel, B-Band



High Channel, B-Band

Test Conditions / Setup G-Band

Test Location: CKC Laboratories, Inc. • 1120 Fulton Place • Fremont, CA 94539 • (510) 249-1170

Customer: **Leeo, Inc.**
 Specification: **15.247(e) Peak Power Spectral Density (2400-2483.5 MHz DTS)**
 Work Order #: **95723** Date: 7/22/2014
 Test Type: **Conducted Spurious Emission** Time: 11:09:51
 Equipment: **LED Nightlight** Sequence#: 17
 Manufacturer: Tested By: Hieu Song Nguyenpham
 Model: LNL9ZA1AB
 S/N: NSAA7000007

Test Equipment:

ID	Asset #	Description	Model	Calibration Date	Cal Due Date
T1	ANP06467	Attenuator	PE7014-10	5/24/2013	5/24/2015
T2	AN03015	Cable	32022-2-29094K-24TC	5/6/2013	5/6/2015
	AN02668	Spectrum Analyzer	E4446A	2/22/2013	2/22/2015

Equipment Under Test (* = EUT):

Function	Manufacturer	Model #	S/N
LED Nightlight*		LNL9ZA1AB	NSAA7000007

Support Devices:

Function	Manufacturer	Model #	S/N
Laptop		A1398	None
Debug Board	Leeo, Inc.	None	None

Test Conditions / Notes:

PSD of the EUT
 Temperature: 22.6°C
 Humidity: 39%
 Pressure: 100.8kPa

Firmware: 0.1
 Application: Command Line Terminal
 Mode: Normal Operation
 Highest Generated Frequency: 2.4 GHz
 RBW=100kHz
 VBW= 300kHz
 Transmit frequency: 2.4GHz Band
 RF Output=17dBm
 Gain of the Antenna=-3dBi
 Number of Channel=11

The EUT is a fixed device. It is placed on a table and connected to a laptop in order to operate the EUT. The EUT is a smart nightlight with environmental sensors to monitor the quality of the indoor air and affects the air environment.

Note: The EUT is set to continuously transmit (WiFi on).

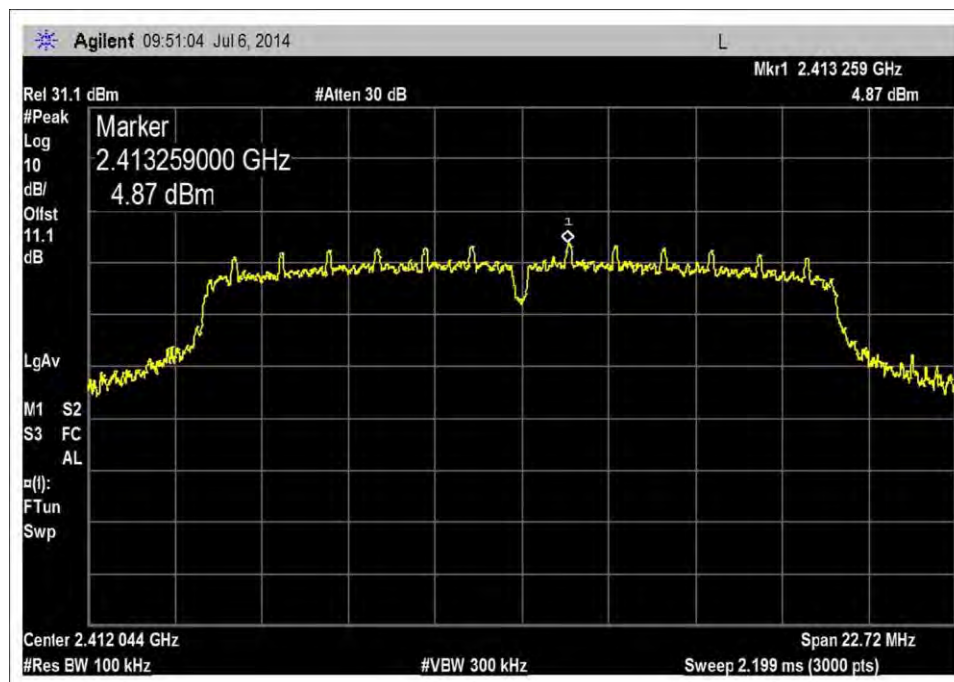
G-Band

Frequency (MHz)	Measured Power in dBm	Power Limit in dBm	Pass/Fail
2412 Low Channel	4.87	8	Pass
2437 Middle Channel	4.87	8	Pass
2462 High Channel	4.29	8	Pass

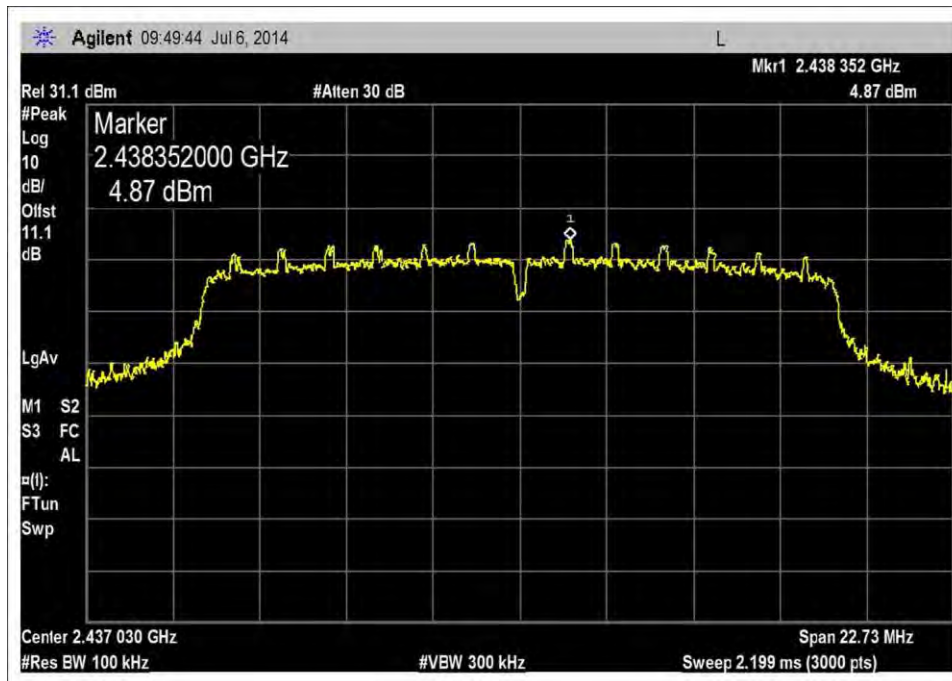
Note: The worst case data rate is at 9Mbps.

The Power Spectral Density measurements were made using the methods set out in KDB "558074 D01 DTS Meas Guidance v03r01", Section 10.2 Measurement Procedure PKPSD. The offset of the analyzer was set to correct for the cable and attenuator used during measurement. The units are in dBm. The limit is 8dBm.

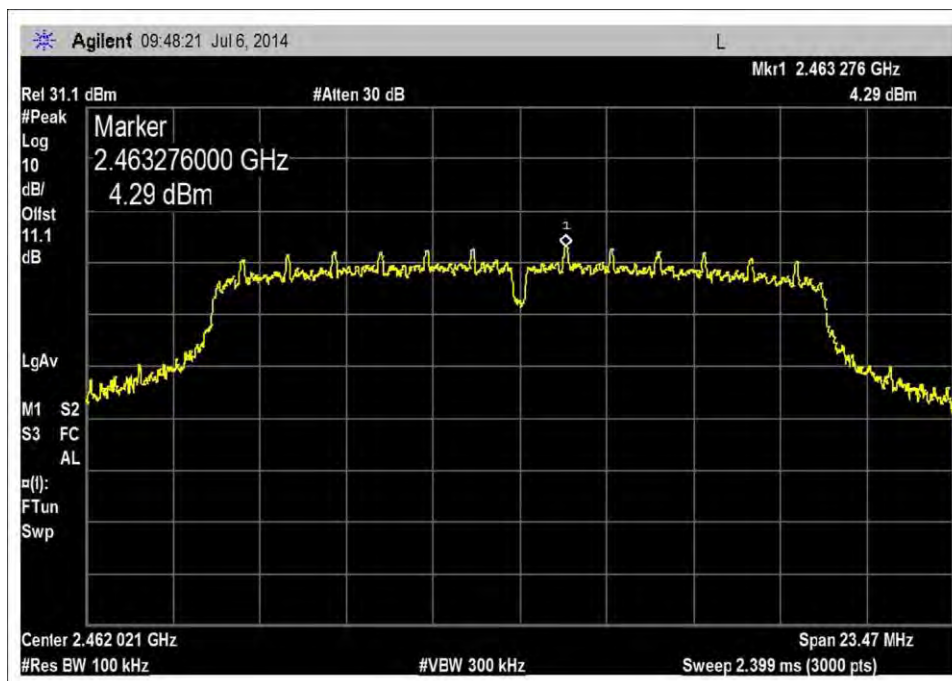
Test Plots



Low Channel, G-Band



Middle Channel, G-Band



High Channel, G-Band

Test Conditions / Setup N-Band

Test Location: CKC Laboratories, Inc. • 1120 Fulton Place • Fremont, CA 94539 • (510) 249-1170

Customer: **Leeo, Inc.**

Specification: **15.247(e) Peak Power Spectral Density (2400-2483.5 MHz DTS)**

Work Order #: **95723**

Date: 7/22/2014

Test Type: **Conducted Spurious Emission**

Time: 11:09:51

Equipment: **LED Nightlight**

Sequence#: 17

Manufacturer:

Tested By: Hieu Song Nguyenpham

Model: LNL9ZA1AB

S/N: NSAA7000007

Test Equipment:

ID	Asset #	Description	Model	Calibration Date	Cal Due Date
T1	ANP06467	Attenuator	PE7014-10	5/24/2013	5/24/2015
T2	AN03015	Cable	32022-2-29094K-24TC	5/6/2013	5/6/2015
	AN02668	Spectrum Analyzer	E4446A	2/22/2013	2/22/2015

Equipment Under Test (* = EUT):

Function	Manufacturer	Model #	S/N
LED Nightlight*		LNL9ZA1AB	NSAA7000007

Support Devices:

Function	Manufacturer	Model #	S/N
Laptop		A1398	None
Debug Board	Leeo, Inc.	None	None

Test Conditions / Notes:

PSD of the EUT
 Temperature: 22.6°C
 Humidity: 39%
 Pressure: 100.8kPa
 Firmware: 0.1
 Application: Command Line Terminal
 Mode: Normal Operation
 Highest Generated Frequency: 2.4GHz
 RBW=100kHz
 VBW= 300kHz
 Transmit frequency: 2.4GHz Band
 RF Output=17dBm
 Gain of the Antenna=-3dBi
 Number of Channel=11
 The EUT is a fixed device. It is placed on a table and connected to a laptop in order to operate the EUT. The EUT is a smart nightlight with environmental sensors to monitor the quality of the indoor air and affects the air environment.

Note: The EUT is set to continuously transmit (WiFi on).

N-Band

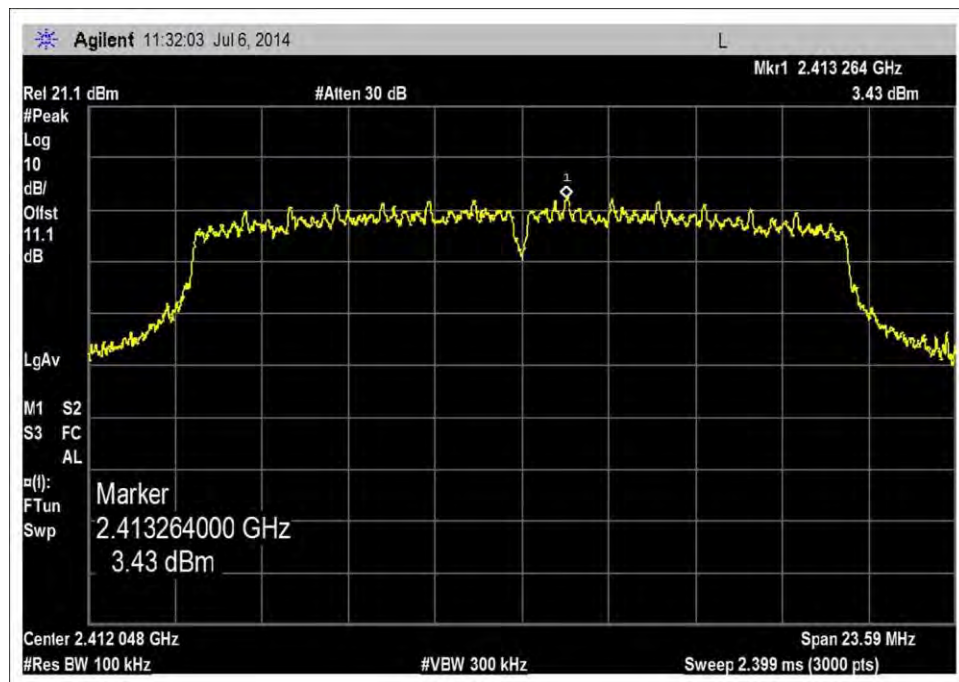
N-Band

Frequency (MHz)	Measured Power in dBm	Power Limit in dBm	Pass/Fail
2412 Low Channel	3.43	8	Pass
2437 Middle Channel	3.51	8	Pass
2462 High Channel	2.97	8	Pass

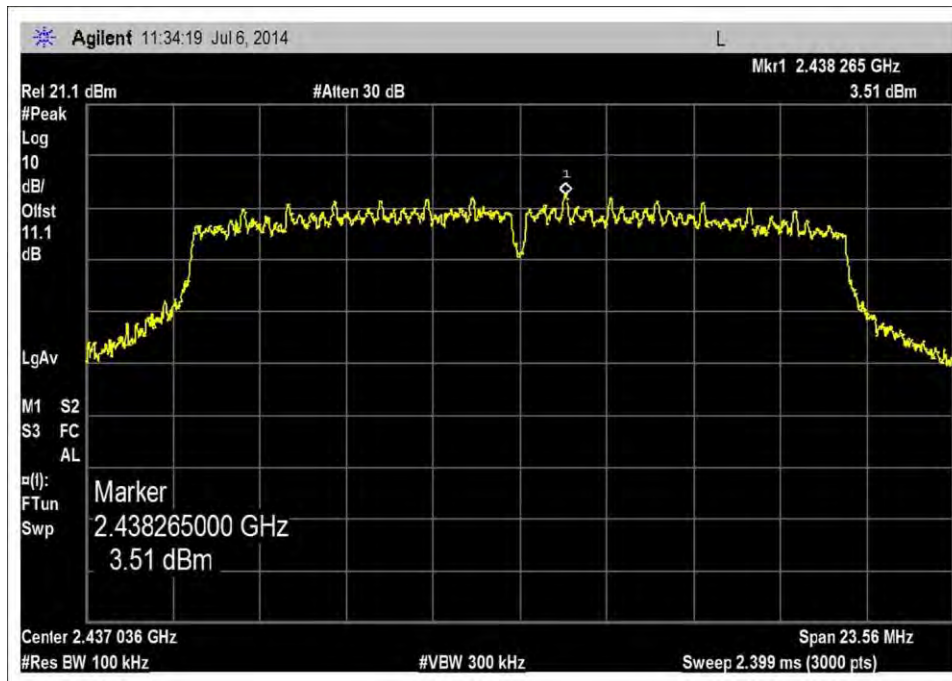
Note: The worst case data rate is at MCS2

The Power Spectral Density measurements were made using the methods set out in KDB "558074 D01 DTS Meas Guidance v03r01", Section 10.2 Measurement Procedure PKPSD. The offset of the analyzer was set to correct for the cable and attenuator used during measurement. The units are in dBm. The limit is 8dBm.

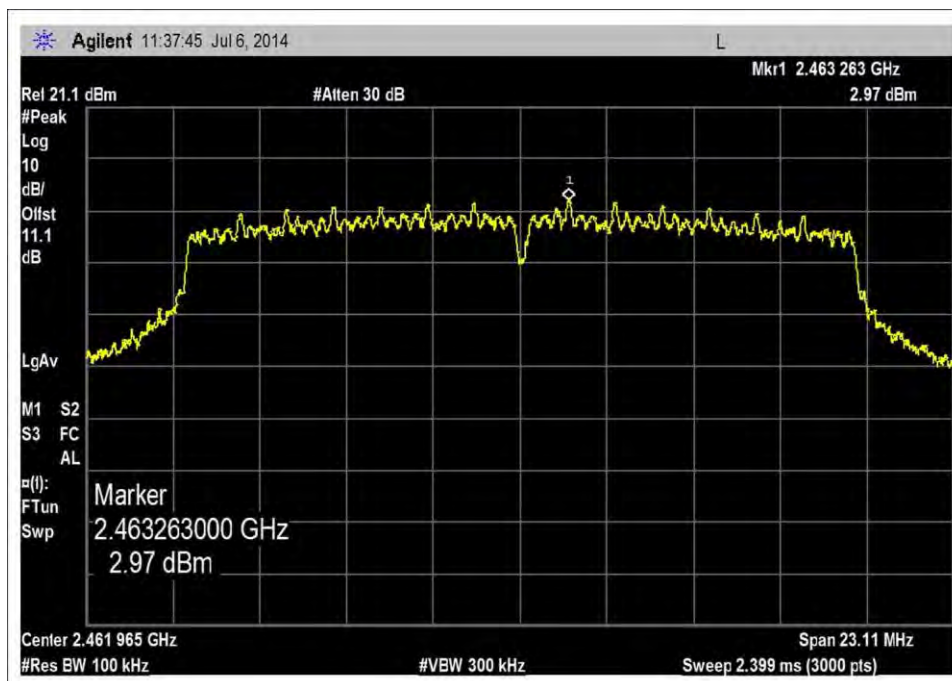
Test Plots



Low Channel, N-Band



Middle Channel, N-Band



High Channel, N-Band

SUPPLEMENTAL INFORMATION

Measurement Uncertainty

Uncertainty Value	Parameter
4.73 dB	Radiated Emissions
3.34 dB	Mains Conducted Emissions
3.30 dB	Disturbance Power

The reported measurement uncertainties are calculated based on the worst case of all laboratory environments from CKC Laboratories, Inc. test sites. Only those parameters which require estimation of measurement uncertainty are reported. The reported worst case measurement uncertainty is less than the maximum values derived in CISPR 16-4-2. Reported uncertainties represent expanded uncertainties expressed at approximately the 95% confidence level using a coverage factor of $k=2$. Compliance is deemed to occur provided measurements are below the specified limits.

Emissions Test Details

TESTING PARAMETERS

Unless otherwise indicated, the following configuration parameters are used for equipment setup: The cables were routed consistent with the typical application by varying the configuration of the test sample. Interface cables were connected to the available ports of the test unit. The effect of varying the position of the cables was investigated to find the configuration that produced maximum emissions. Cables were of the type and length specified in the individual requirements. The length of cable that produced maximum emissions was selected.

The equipment under test (EUT) was set up in a manner that represented its normal use, as shown in the setup photographs. Any special conditions required for the EUT to operate normally are identified in the comments that accompany the emissions tables.

The emissions data was taken with a spectrum analyzer or receiver. Incorporating the applicable correction factors for distance, antenna, cable loss and amplifier gain, the data was reduced as shown in the table below. The corrected data was then compared to the applicable emission limits. Preliminary and final measurements were taken in order to ensure that all emissions from the EUT were found and maximized.

CORRECTION FACTORS

The basic spectrum analyzer reading was converted using correction factors as shown in the highest emissions readings in the tables. For radiated emissions in dB μ V/m, the spectrum analyzer reading in dB μ V was corrected by using the following formula. This reading was then compared to the applicable specification limit.

SAMPLE CALCULATIONS		
	Meter reading	(dBμV)
+	Antenna Factor	(dB)
+	Cable Loss	(dB)
-	Distance Correction	(dB)
-	Preamplifier Gain	(dB)
=	Corrected Reading	(dBμV/m)

TEST INSTRUMENTATION AND ANALYZER SETTINGS

The test instrumentation and equipment listed were used to collect the emissions data. A spectrum analyzer or receiver was used for all measurements. Unless otherwise specified, the following table shows the measuring equipment bandwidth settings that were used in designated frequency bands. For testing emissions, an appropriate reference level and a vertical scale size of 10 dB per division were used.

MEASURING EQUIPMENT BANDWIDTH SETTINGS PER FREQUENCY RANGE			
TEST	BEGINNING FREQUENCY	ENDING FREQUENCY	BANDWIDTH SETTING
CONDUCTED EMISSIONS	150 kHz	30 MHz	9 kHz
RADIATED EMISSIONS	9 kHz	150 kHz	200 Hz
RADIATED EMISSIONS	150 kHz	30 MHz	9 kHz
RADIATED EMISSIONS	30 MHz	1000 MHz	120 kHz
RADIATED EMISSIONS	1000 MHz	>1 GHz	1 MHz

SPECTRUM ANALYZER/RECEIVER DETECTOR FUNCTIONS

The notes that accompany the measurements contained in the emissions tables indicate the type of detector function used to obtain the given readings. Unless otherwise noted, all readings were made in the "positive peak" detector mode. Whenever a "quasi-peak" or "average" reading was recorded, the measurement was annotated with a "QP" or an "Ave" on the appropriate rows of the data sheets. In cases where quasi-peak or average limits were employed and data exists for multiple measurement types for the same frequency then the peak measurement was retained in the report for reference, however the numbering for the affected row was removed and an arrow or carrot ("^") was placed in the far left-hand column indicating that the row above takes precedence for comparison to the limit. The following paragraphs describe in more detail the detector functions and when they were used to obtain the emissions data.

Peak

In this mode, the spectrum analyzer or receiver recorded all emissions at their peak value as the frequency band selected was scanned. By combining this function with another feature called "peak hold," the measurement device had the ability to measure intermittent or low duty cycle transient emission peak levels. In this mode the measuring device made a slow scan across the frequency band selected and measured the peak emission value found at each frequency across the band.

Quasi-Peak

Quasi-peak measurements were taken using the quasi-peak detector when the true peak values exceeded or were within 2 dB of a quasi-peak specification limit. Additional QP measurements may have been taken at the discretion of the operator.

Average

Average measurements were taken using the average detector when the true peak values exceeded or were within 2 dB of an average specification limit. Additional average measurements may have been taken at the discretion of the operator. If the specification or test procedure requires trace averaging, then the averaging was performed using 100 samples or as required by the specification. All other average measurements are performed using video bandwidth averaging. To make these measurements, the test engineer reduces the video bandwidth on the measuring device until the modulation of the signal is filtered out. At this point the measuring device is set into the linear mode and the scan time is reduced.