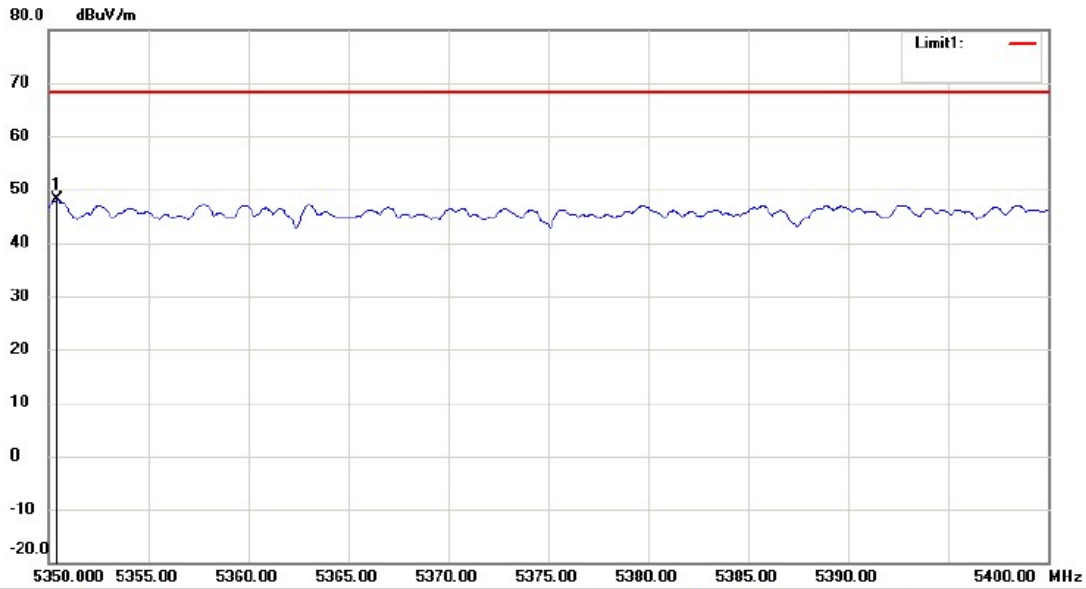


UNII Band I

Test Model Undesirable radiated Spurious Emission in Restricted Band (5350-5400MHz)

802.11a 802.11n(HT20) 802.11ac80

5180 5200 5210 Ant.Pol H



Site 3m Chamber 3# Polarization: **Horizontal** Temperature: 22 C

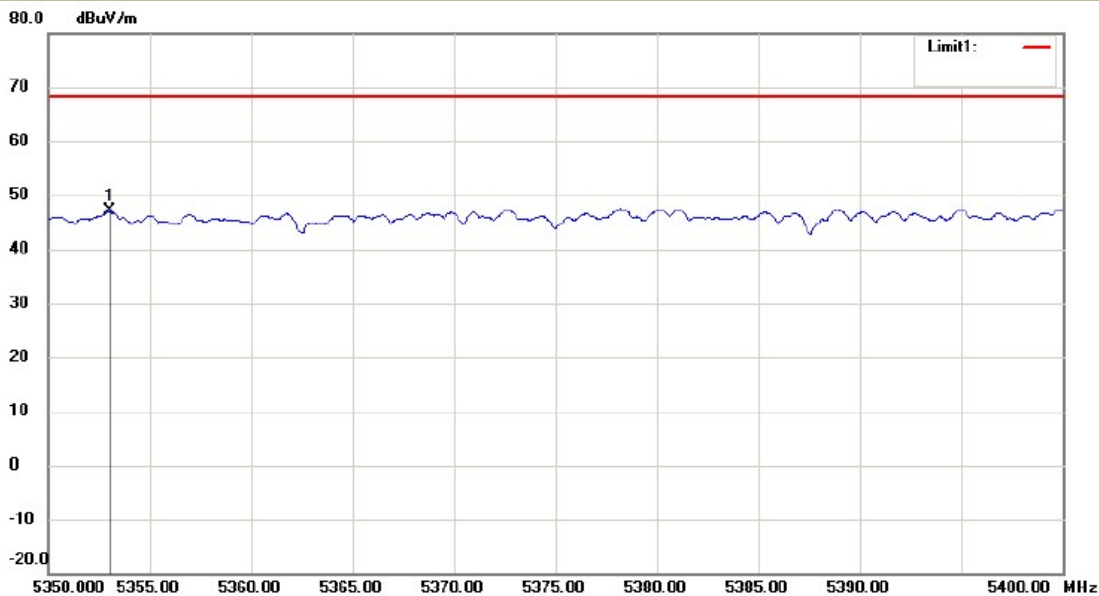
Limit: (RE)FCC PART 15C (Bandedge) Peak Power: DC 5V Humidity: 55 %

UNII Band I

Test Model Undesirable radiated Spurious Emission in Restricted Band (5350-5400MHz)

802.11a 802.11n(HT20) 802.11ac80

5180 5200 5210 Ant.Pol V



Site 3m Chamber 3# Polarization: **Vertical** Temperature: 22 C

Limit: (RE)FCC PART 15C (Bandedge) Peak Power: DC 5V Humidity: 55 %

- For Undesirable radiated Spurious Emission in UNII Band III

- Undesirable radiated Spurious Emission Above 1GHz (1GHz to 40GHz)

Test mode: 802.11a Frequency(MHz): 5745

Freq. (MHz)	Ant.Pol. H/V	Field Strength (dBuV/m)	E.I.R.P (dBm)	Limit (dBm)	Over(dB)
7673.58	V	62.20	-33.03	-27	-6.03
11490.00	V	60.05	-35.18	-27	-8.18
17235.00	V	52.23	-43.00	-27	-16.00
7673.58	H	62.71	-32.52	-27	-5.52
11490.00	H	60.54	-34.69	-27	-7.69
17235.00	H	52.33	-42.90	-27	-15.90

Test mode: 802.11a Frequency(MHz): 5785

Freq. (MHz)	Ant.Pol. H/V	Field Strength (dBuV/m)	E.I.R.P (dBm)	Limit (dBm)	Over(dB)
7681.09	V	65.03	-30.20	-27	-3.20
11570.00	V	59.88	-35.35	-27	-8.35
17355.00	V	50.30	-44.93	-27	-17.93
7681.09	H	64.05	-31.18	-27	-4.18
11570.00	H	59.95	-35.28	-27	-8.28
17355.00	H	53.34	-41.89	-27	-14.89

Test mode: 802.11a Frequency(MHz): 5825

Freq. (MHz)	Ant.Pol. H/V	Field Strength (dBuV/m)	E.I.R.P (dBm)	Limit (dBm)	Over(dB)
7668.92	V	64.41	-30.82	-27	-3.82
11650.00	V	58.91	-36.32	-27	-9.32
17475.00	V	54.41	-40.82	-27	-13.82
7668.92	H	64.56	-30.67	-27	-3.67
11650.00	H	59.45	-35.78	-27	-8.78
17475.00	H	53.88	-41.35	-27	-14.35

Test mode: 802.11n20 Frequency(MHz): 5745

Freq. (MHz)	Ant.Pol. H/V	Field Strength (dBuV/m)	E.I.R.P (dBm)	Limit (dBm)	Over(dB)
7835.02	V	60.6	-34.63	-27	-7.63
12887.58	V	54.37	-40.86	-27	-13.86
14159.08	V	55.47	-39.76	-27	-12.76
7835.02	H	65.51	-29.72	-27	-2.72
12887.58	H	55.85	-39.38	-27	-12.38
14159.08	H	53.93	-41.3	-27	-14.3

Test mode: 802.11n20 Frequency(MHz): 5785

Freq. (MHz)	Ant.Pol. H/V	Field Strength (dBuV/m)	E.I.R.P (dBm)	Limit (dBm)	Over(dB)
7700.97	V	60.15	-35.08	-27	-8.08
12990.60	V	53.91	-41.32	-27	-14.32
14123.27	V	52.61	-42.62	-27	-15.62
7700.97	H	62.95	-32.28	-27	-5.28
12990.60	H	59.09	-36.14	-27	-9.14
14123.27	H	56.46	-38.77	-27	-11.77

Test mode: 802.11n20 Frequency(MHz): 5825

Freq. (MHz)	Ant.Pol. H/V	Field Strength (dBuV/m)	E.I.R.P (dBm)	Limit (dBm)	Over(dB)
7776.14	V	59.62	-35.61	-27	-8.61
12995.69	V	59.07	-36.16	-27	-9.16
13896.36	V	55.26	-39.97	-27	-12.97
7776.14	H	62.98	-32.25	-27	-5.25
12995.69	H	57.07	-38.16	-27	-11.16
13896.36	H	55.96	-39.27	-27	-12.27

Test mode: 802.11n40 Frequency(MHz): 5755

Freq. (MHz)	Ant.Pol. H/V	Field Strength (dBuV/m)	E.I.R.P (dBm)	Limit (dBm)	Over(dB)
7761.87	V	64.96	-30.27	-27	-3.27
12709.24	V	53.09	-42.14	-27	-15.14
14125.80	V	56.39	-38.84	-27	-11.84
7761.87	H	60.15	-35.08	-27	-8.08
12709.24	H	57.96	-37.27	-27	-10.27
14125.80	H	50.14	-45.09	-27	-18.09

Test mode: 802.11n40 Frequency(MHz): 5795

Freq. (MHz)	Ant.Pol. H/V	Field Strength (dBuV/m)	E.I.R.P (dBm)	Limit (dBm)	Over(dB)
7581.99	V	58.77	-36.46	-27	-9.46
12939.36	V	55.1	-40.13	-27	-13.13
13935.63	V	53.5	-41.73	-27	-14.73
7581.99	H	59.53	-35.7	-27	-8.7
12939.36	H	59.28	-35.95	-27	-8.95
13935.63	H	53.15	-42.08	-27	-15.08

Test mode: 802.11ac80 Frequency(MHz): 5775

Freq. (MHz)	Ant.Pol. H/V	Field Strength (dBuV/m)	E.I.R.P (dBm)	Limit (dBm)	Over(dB)
7577.26	V	58.54	-36.69	-27	-9.69
12813.70	V	59.92	-35.31	-27	-8.31
13726.49	V	56.91	-38.32	-27	-11.32
7577.26	H	60.13	-35.1	-27	-8.1
12813.70	H	55.18	-40.05	-27	-13.05
13726.49	H	52.94	-42.29	-27	-15.29

- Note:** (1) All Readings are Peak Value (VBW=3MHz) and AV Value (VBW=10Hz).
 (2) Emission Level= Reading Level+Probe Factor +Cable Loss.
 (3)EIRP[dBm] = E[dBμV/m] + 20 log(d[meters]) - 104.77
 d is the measurement distance in 3 meters

- Undesirable radiated Spurious Emission in band edge

Test mode: 802.11a Frequency: 5745

Freq. (MHz)	Ant.Pol. H/V	Field Strength (RBW=100KHz) (dBuV/m)	E.I.R.P (dBm)	Limit (dBm)	Verdict
5724.37	H	57.43	-37.80	27	PASS
5724.25	V	56.92	-38.31	27	PASS

Test mode: 802.11a Frequency: 5825

Freq. (MHz)	Ant.Pol. H/V	Field Strength (RBW=100KHz) (dBuV/m)	E.I.R.P (dBm)	Limit (dBm)	Verdict
5871.37	V	60.96	-34.27	11.02	PASS
5850.75	H	51.89	-43.34	27	PASS

- Note:** (1) All Readings are Peak Value (VBW=3MHz) and Peak Value (VBW=10Hz).
 (2) Emission Level= Reading Level+Correct Factor +Cable Loss.
 (3) Correct Factor= Ant_F + Cab_L - Preamp
 (4) EIRP[dBm] = E[dBμV/m] + 20 log(d[meters]) - 104.77
 d is the measurement distance in 3 meters

- Undesirable radiated Spurious Emission in band edge

Test mode: 802.11n20 Frequency: 5745

Freq. (MHz)	Ant.Pol. H/V	Field Strength (RBW=100KHz) (dBuV/m)	E.I.R.P (dBm)	Limit (dBm)	Verdict
5724.24	H	77.75	-17.48	27	PASS
5724.50	V	78.88	-16.35	27	PASS

Test mode: 802.11n20 Frequency: 5825

Freq. (MHz)	Ant.Pol. H/V	Field Strength (RBW=100KHz) (dBuV/m)	E.I.R.P (dBm)	Limit (dBm)	Verdict
5850.25	V	70.25	-24.98	27	PASS
5850.37	H	72.11	-23.12	27	PASS

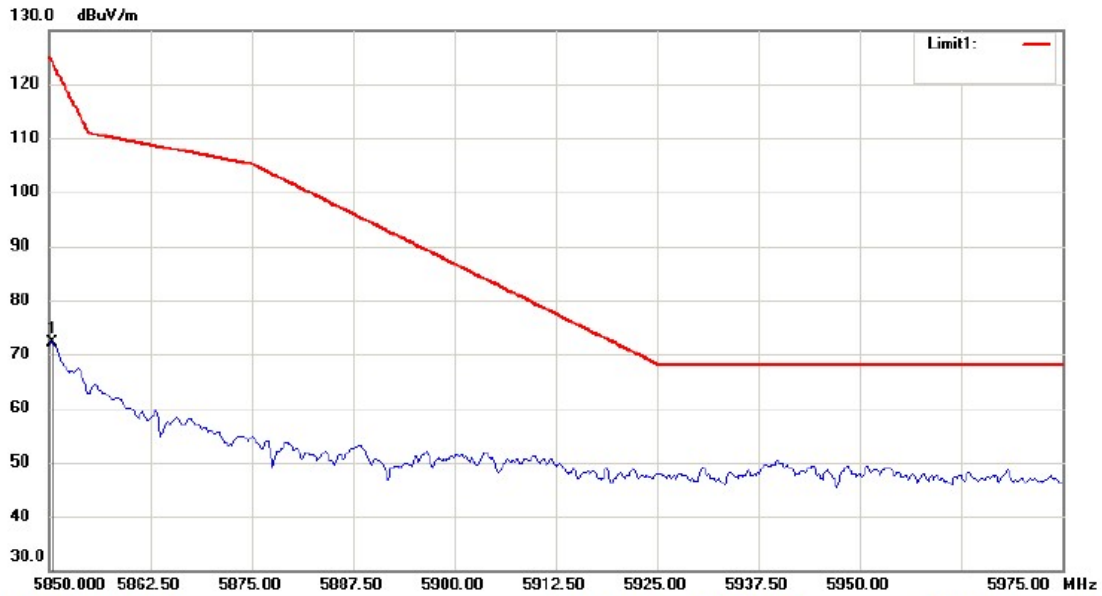
Note: (1) All Readings are Peak Value (VBW=3MHz) and Peak Value (VBW=10Hz).
 (2) Emission Level= Reading Level+Correct Factor +Cable Loss.
 (3) Correct Factor= Ant_F + Cab_L - Preamp
 (4) EIRP[dBm] = E[dBuV/m] + 20 log(d[meters]) - 104.77
 d is the measurement distance in 3 meters

UNII Band III

Test Model Undesirable radiated Undesirable radiated Spurious Emission in Band Edge

802.11a 5825 802.11n(HT20) 802.11n(HT40)

Ant. Pol H



Site 3m Chamber 3# Polarization: **Horizontal** Temperature: 22 C

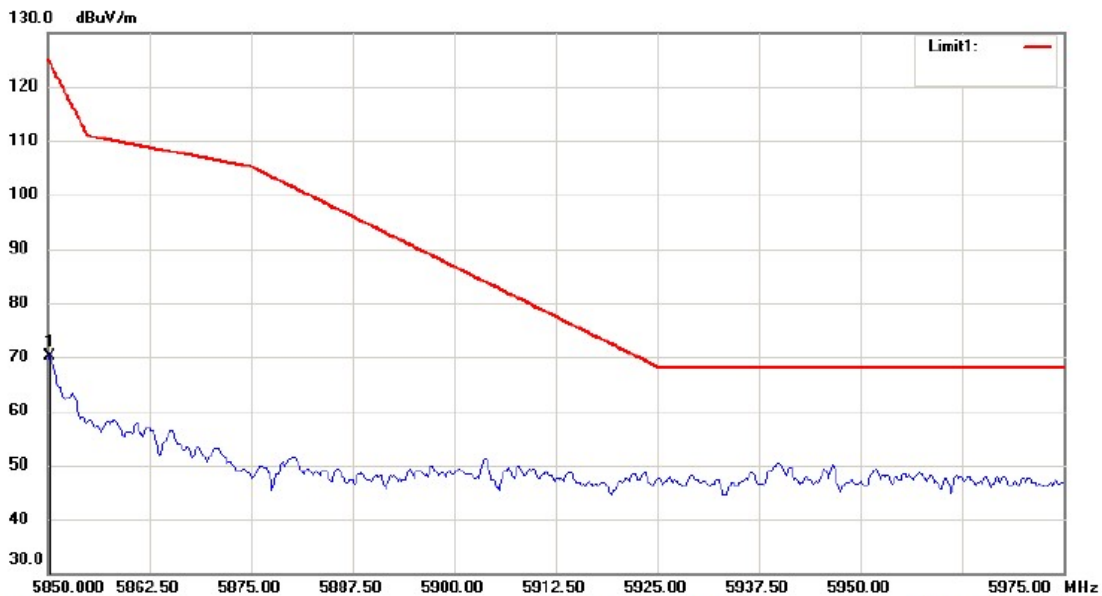
Limit: (RE)FCC PART 15C B4 (Bandedge) Peak Power: DC 5V Humidity: 55 %

UNII Band III

Test Model Undesirable radiated Undesirable radiated Spurious Emission in Band Edge

802.11a 5825 802.11n(HT20) 802.11n(HT40)

Ant. Pol V



Site 3m Chamber 3# Polarization: **Vertical** Temperature: 22 C

Limit: (RE)FCC PART 15C B4 (Bandedge) Peak Power: DC 5V Humidity: 55 %

- Undesirable radiated Spurious Emission in band edge

Test mode: 802.11n40 Frequency: 5755

Freq. (MHz)	Ant.Pol. H/V	Field Strength (RBW=100KHz) (dBuV/m)	E.I.R.P (dBm)	Limit (dBm)	Verdict
5718.00	H	62.91	-32.32	15.04	PASS
5717.75	V	60.34	-34.89	14.97	PASS

Test mode: 802.11n40 Frequency: 5795

Freq. (MHz)	Ant.Pol. H/V	Field Strength (RBW=100KHz) (dBuV/m)	E.I.R.P (dBm)	Limit (dBm)	Verdict
5869.12	V	49.20	-46.03	11.65	PASS
5862.25	H	49.70	-45.53	13.57	PASS

- Note:** (1) All Readings are Peak Value (VBW=3MHz) and Peak Value (VBW=10Hz).
 (2) Emission Level= Reading Level+Correct Factor +Cable Loss.
 (3) Correct Factor= Ant_F + Cab_L - Preamp
 (4) EIRP[dBm] = E[dBμV/m] + 20 log(d[meters]) - 104.77
 d is the measurement distance in 3 meters

- Undesirable radiated Spurious Emission in band edge

Test mode: 802.11ac80 Frequency: 5775

Freq. (MHz)	Ant.Pol. H/V	Field Strength (RBW=100KHz) (dBuV/m)	E.I.R.P (dBm)	Limit (dBm)	Verdict
5723.87	H	71.70	-23.53	27	PASS
5723.62	V	63.54	-31.69	27	PASS

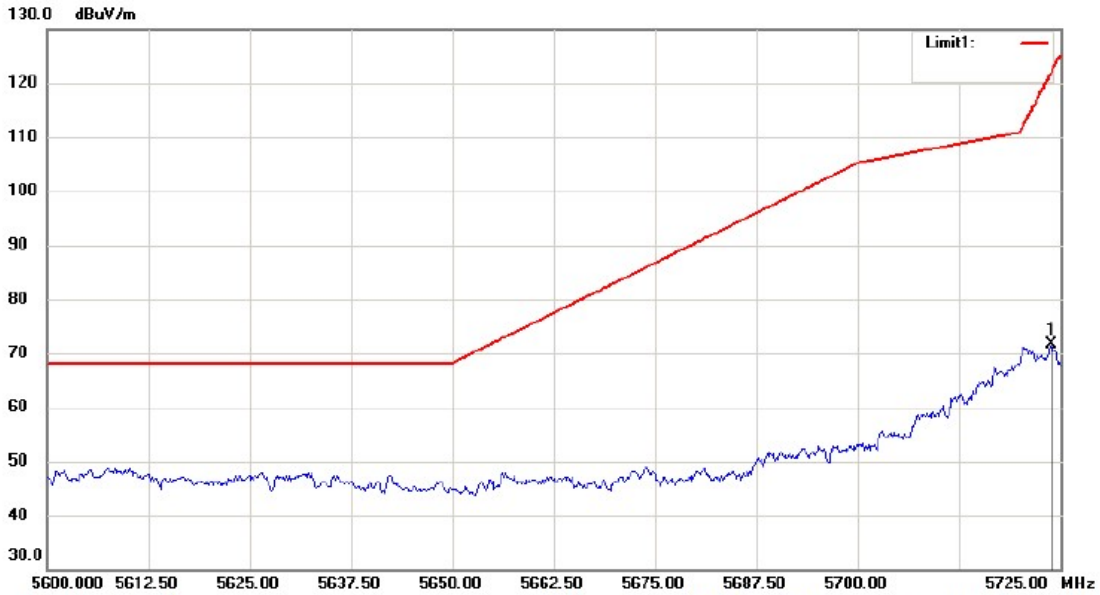
Test mode: 802.11ac80 Frequency: 5775

Freq. (MHz)	Ant.Pol. H/V	Field Strength (RBW=100KHz) (dBuV/m)	E.I.R.P (dBm)	Limit (dBm)	Verdict
5859.37	V	60.86	-34.37	14.38	PASS
5857.25	H	60.28	-34.95	14.97	PASS

Note: (1) All Readings are Peak Value (VBW=3MHz) and Peak Value (VBW=10Hz).
 (2) Emission Level= Reading Level+Correct Factor +Cable Loss.
 (3) Correct Factor= Ant_F + Cab_L - Preamp
 (4) EIRP[dBm] = E[dBuV/m] + 20 log(d[meters]) - 104.77
 d is the measurement distance in 3 meters

UNII Band III

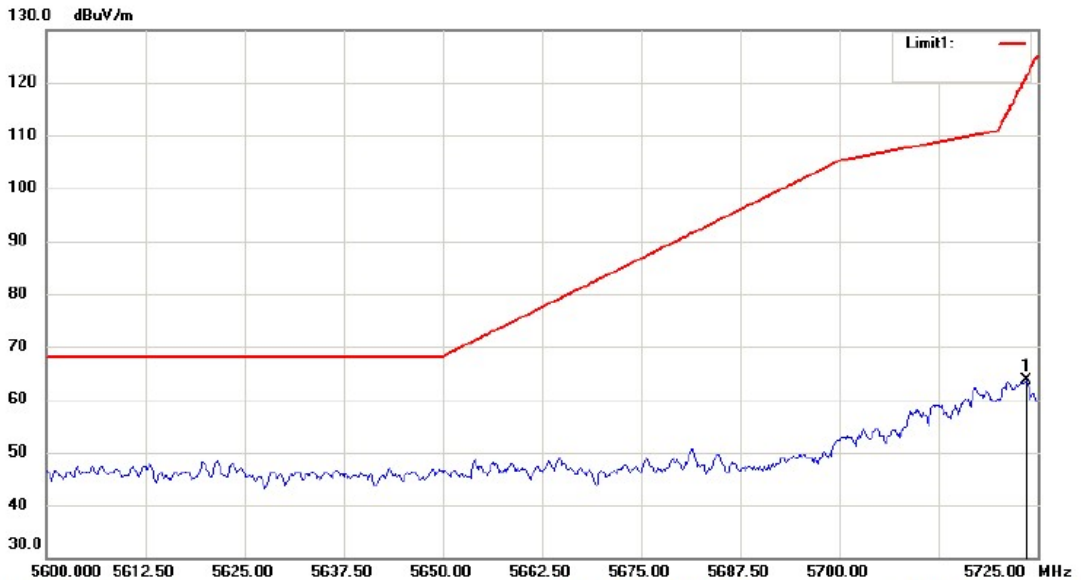
Test Model	Undesirable radiated <input checked="" type="checkbox"/> 802.11ac80	Undesirable radiated <input checked="" type="checkbox"/> 5775	Spurious Emission in Band Edge <input type="checkbox"/> 802.11n(HT20)	Spurious Emission in Band Edge <input type="checkbox"/> 802.11n(HT40)
			Ant. Pol	H



Site 3m Chamber 3# Polarization: **Horizontal** Temperature: 22 C
Limit: (RE)FCC PART 15C B4 (Bandedge) Peak Power: DC 5V Humidity: 55 %

UNII Band III

Test Model	Undesirable radiated <input checked="" type="checkbox"/> 802.11ac80	Undesirable radiated <input checked="" type="checkbox"/> 5775	Spurious Emission in Band Edge <input type="checkbox"/> 802.11n(HT20)	Spurious Emission in Band Edge <input type="checkbox"/> 802.11n(HT40)
			Ant. Pol	V



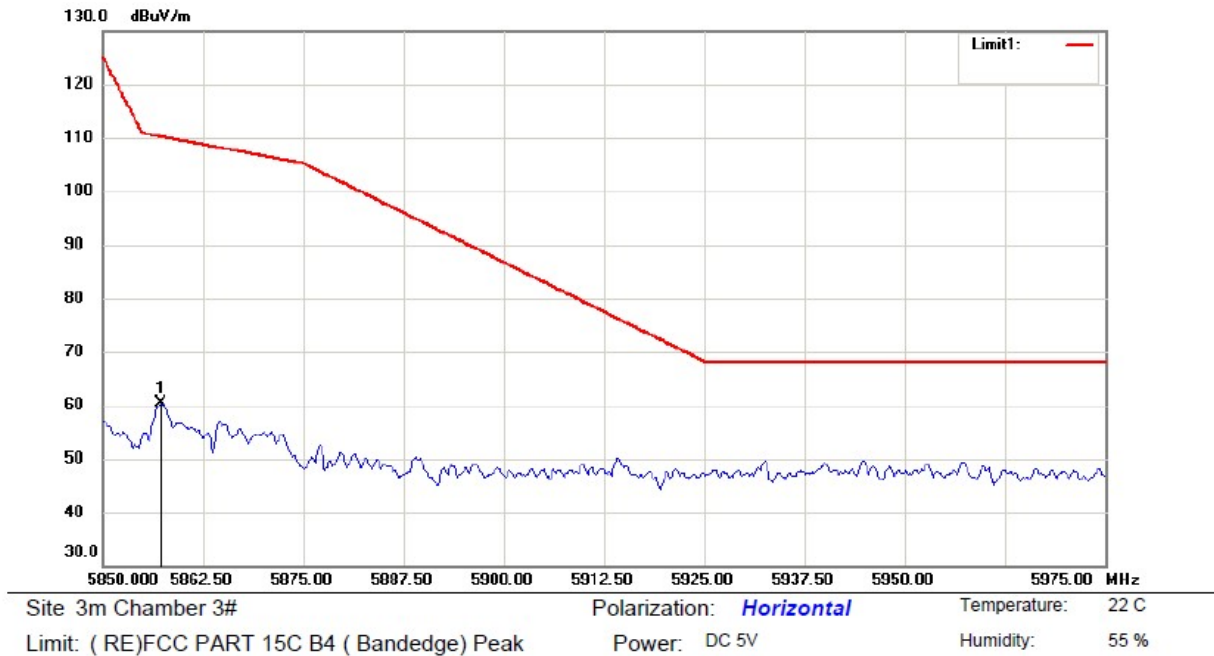
Site 3m Chamber 3# Polarization: **Vertical** Temperature: 22 C
Limit: (RE)FCC PART 15C B4 (Bandedge) Peak Power: DC 5V Humidity: 55 %

UNII Band III

Test Model Undesirable radiated Undesirable radiated Spurious Emission in Band Edge

802.11ac80 802.11n(HT20) 802.11n(HT40)

5775 Ant.Pol H

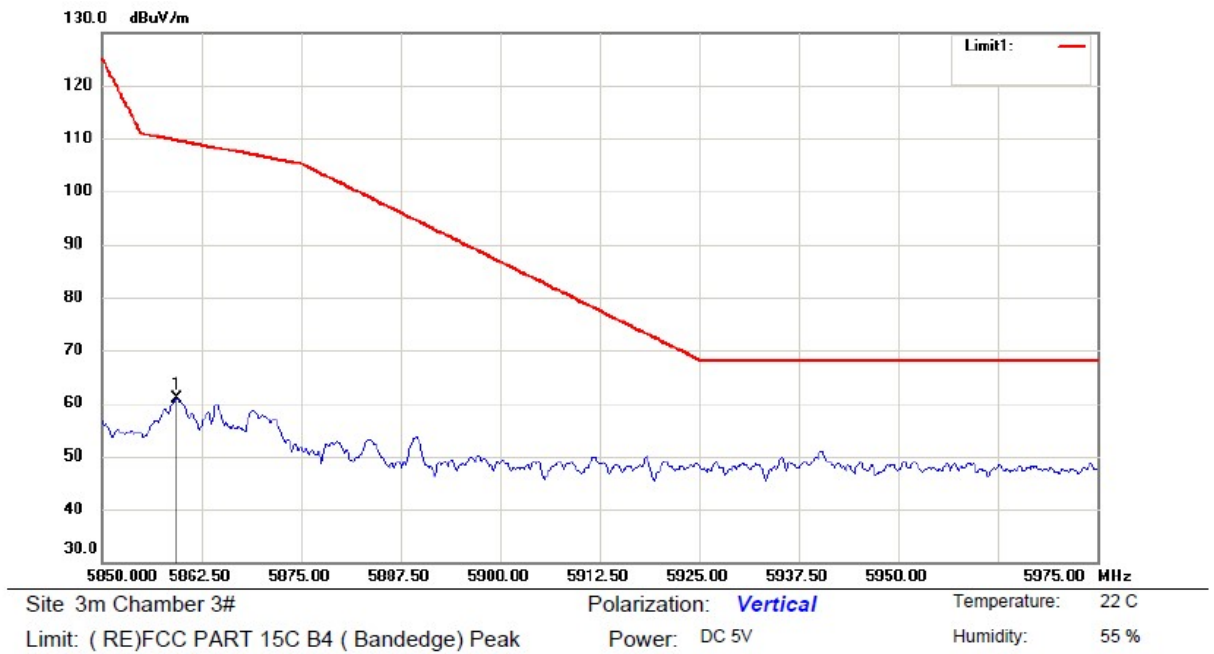


UNII Band III

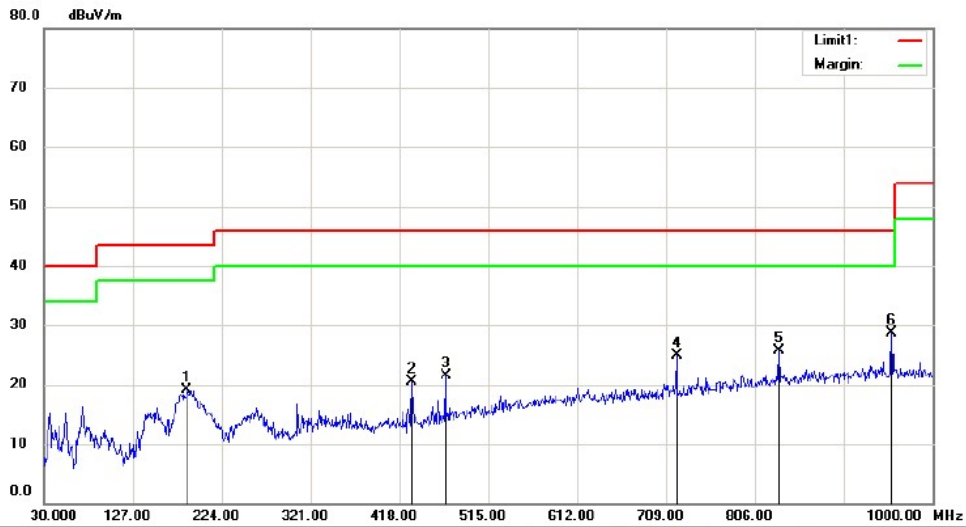
Test Model Undesirable radiated Undesirable radiated Spurious Emission in Band Edge

802.11ac80 802.11n(HT20) 802.11n(HT40)

5775 Ant.Pol V



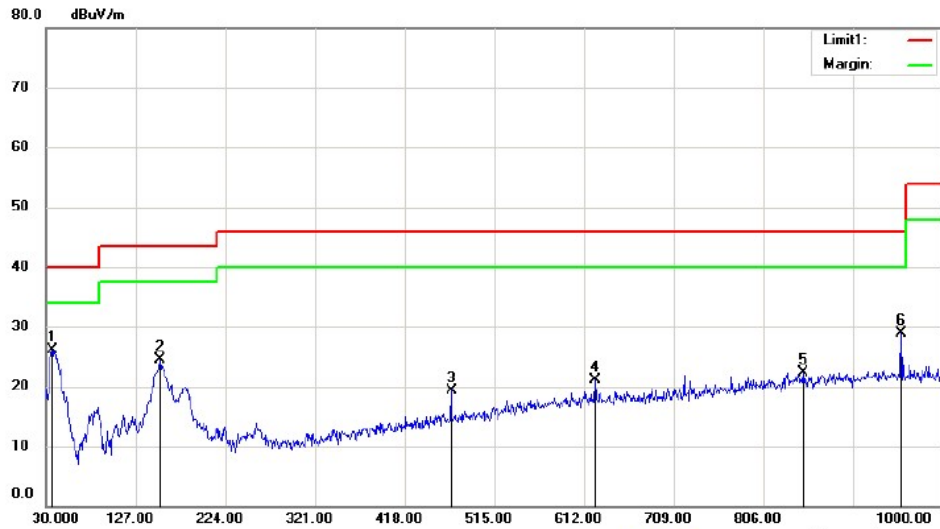
● Undesirable radiated Spurious Emission below 1GHz (30MHz to 1GHz)



Site 3m Chamber 3# Polarization: *Horizontal* Temperature: 21 C
 Limit: (RE)FCC PART 15 CLASS B Power: DC 5V Humidity: 53 %

M/N: AirPresence Key
 Mode:802.11a20(5180MHz)
 Note:

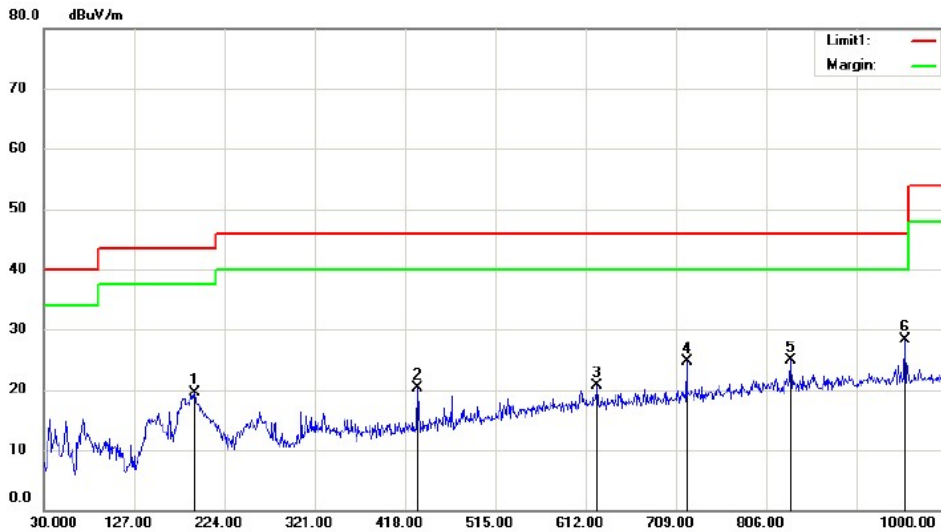
No.	Mk.	Freq. MHz	Reading Level dBuV	Correct Factor dB	Measure- ment dBuV/m	Limit dBuV/m	Over dB	Antenna Height cm	Table Degree	Comment
1		186.1700	51.93	-32.80	19.13	43.50	-24.37	QP		
2		431.5800	46.68	-26.15	20.53	46.00	-25.47	QP		
3		468.4400	46.62	-25.12	21.50	46.00	-24.50	QP		
4		720.6400	44.91	-19.98	24.93	46.00	-21.07	QP		
5		832.1900	43.47	-17.69	25.78	46.00	-20.22	QP		
6	*	955.3800	44.37	-15.69	28.68	46.00	-17.32	QP		



Site 3m Chamber 3# Polarization: **Vertical** Temperature: 21 C
 Limit: (RE)FCC PART 15 CLASS B Power: DC 5V Humidity: 53 %

M/N: AirPresence Key
 Mode: 802.11a20(5180MHz)
 Note:

No.	Mk.	Freq.	Reading Level	Correct Factor	Measurement	Limit	Over	Antenna Height	Table Degree	
		MHz	dBuV	dB	dBuV/m	dBuV/m	dB	cm	degree	Comment
1	*	36.7900	57.53	-31.44	26.09	40.00	-13.91	QP		
2		153.1800	59.42	-34.94	24.48	43.50	-19.02	QP		
3		468.4400	44.39	-25.12	19.27	46.00	-26.73	QP		
4		624.6100	42.44	-21.29	21.15	46.00	-24.85	QP		
5		848.6800	39.77	-17.40	22.37	46.00	-23.63	QP		
6		955.3800	44.56	-15.69	28.87	46.00	-17.13	QP		



Site 3m Chamber 3# Polarization: **Horizontal** Temperature: 21 C
 Limit: (RE)FCC PART 15 CLASS B Power: DC 5V Humidity: 53 %

M/N: AirPresence Key
 Mode: 802.11a20(5200MHz)
 Note:

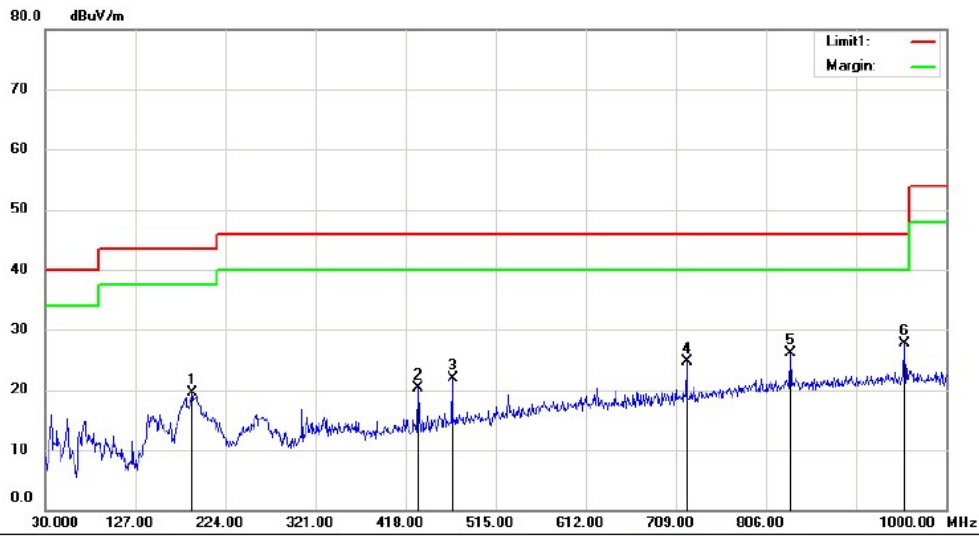
No.	Mk.	Freq.	Reading Level	Correct Factor	Measurement	Limit	Over	Antenna Height	Table Degree	
		MHz	dBuV	dB	dBuV/m	dBuV/m	dB	cm	degree	Comment
1		191.9900	52.02	-32.47	19.55	43.50	-23.95	QP		
2		431.5800	46.55	-26.15	20.40	46.00	-25.60	QP		
3		624.6100	42.00	-21.29	20.71	46.00	-25.29	QP		
4		720.6400	44.76	-19.98	24.78	46.00	-21.22	QP		
5		832.1900	42.51	-17.69	24.82	46.00	-21.18	QP		
6	*	955.3800	43.96	-15.69	28.27	46.00	-17.73	QP		



Site: 3m Chamber 3# Polarization: **Vertical** Temperature: 21 C
 Limit: (RE)FCC PART 15 CLASS B Power: DC 5V Humidity: 53 %

M/N: AirPresence Key
 Mode: 802.11a2D(5200MHz)
 Note:

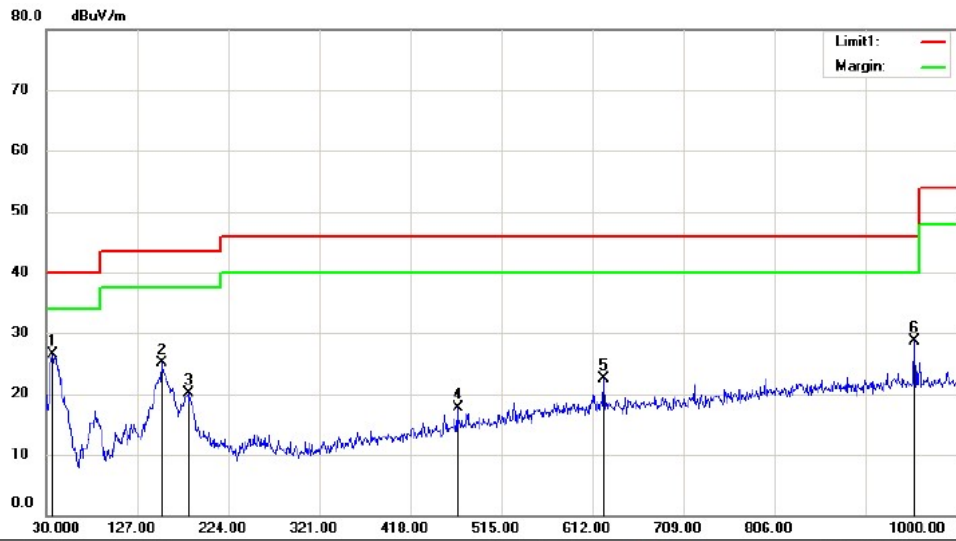
No.	Mk.	Freq. MHz	Reading Level dBuV	Correct Factor dB	Measure- ment dBuV/m	Limit dBuV/m	Over dB	Detector	Antenna Height cm	Table Degree degree	Comment
1	*	35.8200	58.15	-31.77	26.38	40.00	-13.62	QP			
2		153.1900	60.61	-34.94	25.67	43.50	-17.83	QP			
3		153.1900	60.61	-34.94	25.67	43.50	-17.83	QP			
4		256.0100	45.20	-30.64	14.56	46.00	-31.44	QP			
5		624.6100	44.06	-21.29	22.77	46.00	-23.23	QP			
6		955.3800	43.77	-15.69	28.08	46.00	-17.92	QP			



Site: 3m Chamber 3# Polarization: **Horizontal** Temperature: 21 C
 Limit: (RE)FCC PART 15 CLASS B Power: DC 5V Humidity: 53 %

M/N: AirPresence Key
 Mode: 802.11a20(5240MHz)
 Note:

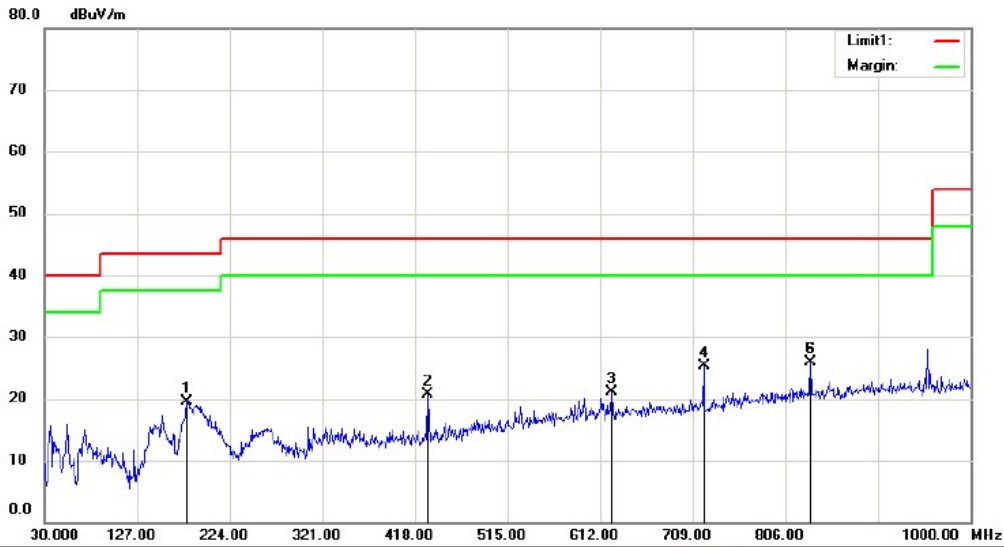
No.	Mk.	Freq.	Reading Level	Correct Factor	Measurement	Limit	Over	Antenna Height	Table Degree	
		MHz	dBuV	dB	dBuV/m	dBuV/m	dB	cm	degree	Comment
1		188.1100	52.22	-32.63	19.59	43.50	-23.91	QP		
2		431.5800	46.36	-26.15	20.21	46.00	-25.79	QP		
3		468.4400	47.12	-25.12	22.00	46.00	-24.00	QP		
4		720.6400	44.70	-19.98	24.72	46.00	-21.28	QP		
5		832.1900	43.71	-17.89	26.02	46.00	-19.98	QP		
6	*	955.3800	43.45	-15.89	27.76	46.00	-18.24	QP		



Site 3m Chamber 3# Polarization: **Vertical** Temperature: 21 C
 Limit: (RE)FCC PART 15 CLASS B Power: DC 5V Humidity: 53 %

M/N: AirPresence Key
 Mode:802.11a20(5240MHz)
 Note:

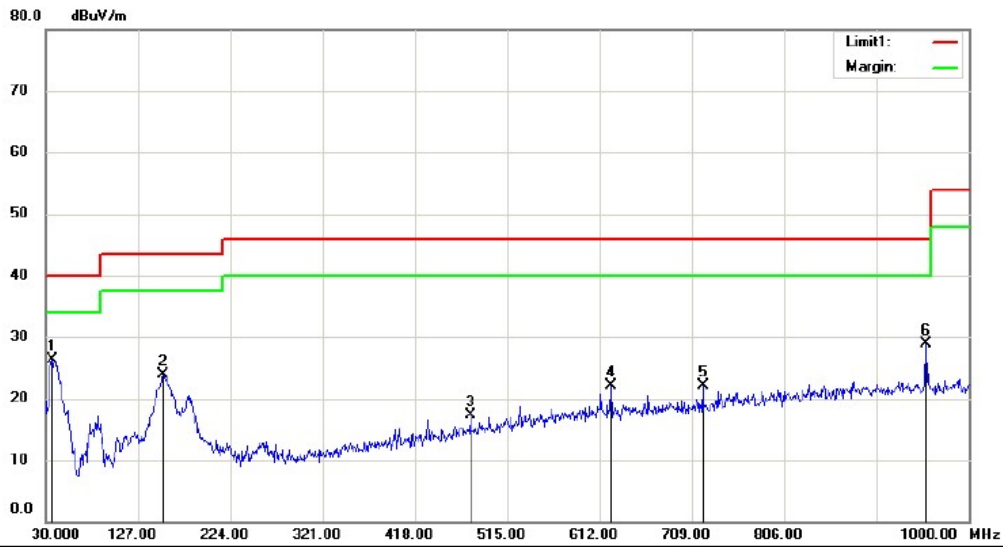
No.	Mk.	Freq.	Reading Level	Correct Factor	Measurement	Limit	Over	Antenna Height	Table Degree	
		MHz	dBuV	dB	dBuV/m	dBuV/m	dB	cm	degree	Comment
1	*	36.7900	57.88	-31.44	26.44	40.00	-13.56	QP		
2		153.1900	60.12	-34.94	25.18	43.50	-18.32	QP		
3		181.3200	53.28	-33.20	20.08	43.50	-23.42	QP		
4		468.4400	42.87	-25.12	17.75	46.00	-28.25	QP		
5		623.6400	43.81	-21.32	22.49	46.00	-23.51	QP		
6		955.3800	44.32	-15.69	28.63	46.00	-17.37	QP		



Site: 3m Chamber 3# Polarization: **Horizontal** Temperature: 21 C
 Limit: (RE)FCC PART 15 CLASS B Power: DC 5V Humidity: 53 %

M/N: AirPresence Key
 Mode: 802.11a20(5745MHz)
 Note:

No.	Mk.	Freq. MHz	Reading Level dBuV	Correct Factor dB	Measure- ment dBuV/m	Limit dBuV/m	Over dB	Antenna Height cm	Table Degree	Comment
1		179.3800	52.90	-33.37	19.53	43.50	-23.97	QP		
2		431.5800	46.76	-26.15	20.61	46.00	-25.39	QP		
3		624.6100	42.40	-21.29	21.11	46.00	-24.89	QP		
4		720.6400	45.29	-19.98	25.31	46.00	-20.69	QP		
5	*	832.1900	43.67	-17.69	25.98	46.00	-20.02	QP		
6	*	832.1900	43.67	-17.69	25.98	46.00	-20.02	QP		



Site 3m Chamber 3# Polarization: **Vertical** Temperature: 21 C
 Limit: (RE)FCC PART 15 CLASS B Power: DC 5V Humidity: 53 %

M/N: AirPresence Key
 Mode: 802.11a20(5745MHz)
 Note:

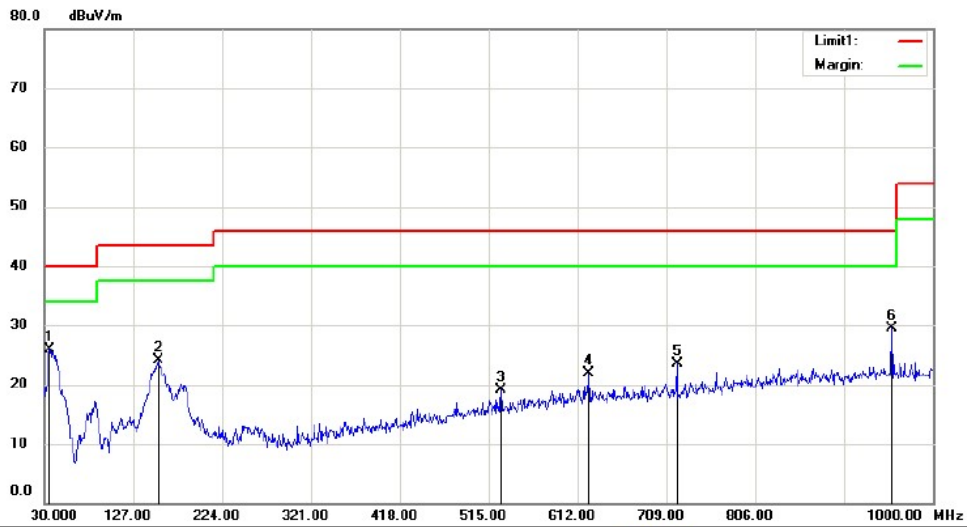
No.	Mk.	Freq. MHz	Reading Level dBuV	Correct Factor dB	Measure- ment dBuV/m	Limit dBuV/m	Over dB	Antenna Height cm	Table Degree	Detector	Comment
1	*	36.7900	57.78	-31.44	26.34	40.00	-13.66			QP	
2		153.1900	58.87	-34.94	23.93	43.50	-19.57			QP	
3		476.2000	42.13	-24.89	17.24	46.00	-28.76			QP	
4		624.6100	43.40	-21.29	22.11	46.00	-23.89			QP	
5		720.6400	42.14	-19.98	22.16	46.00	-23.84			QP	
6		955.3800	44.63	-15.89	28.94	46.00	-17.06			QP	



Site: 3m Chamber 3# Polarization: **Horizontal** Temperature: 21 C
 Limit: (RE)FCC PART 15 CLASS B Power: DC 5V Humidity: 53 %

M/N: AirPresence Key
 Mode: 802.11a20(5785MHz)
 Note:

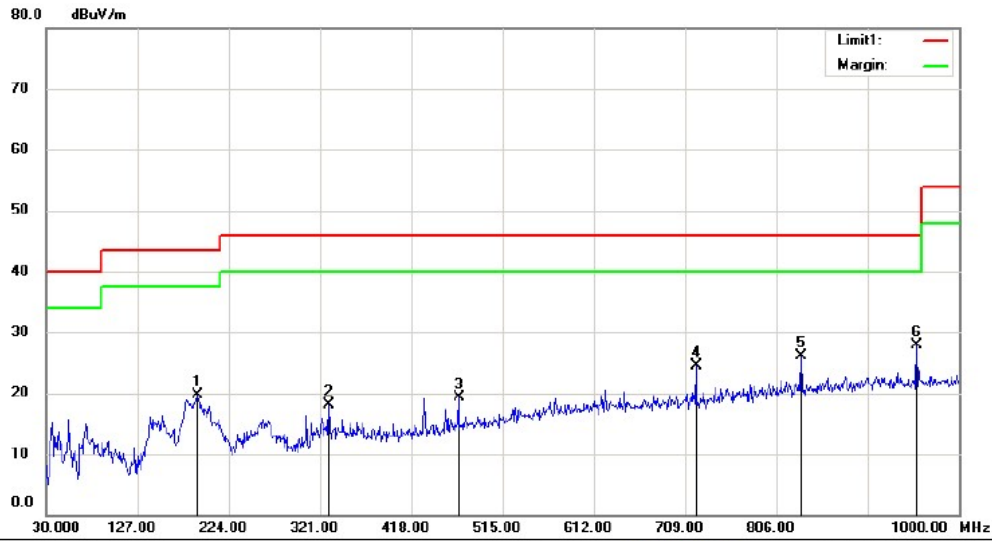
No.	Mk.	Freq.	Reading Level	Correct Factor	Measurement	Limit	Over	Antenna Height	Table Degree	
		MHz	dBuV	dB	dBuV/m	dBuV/m	dB	cm	degree	Comment
1		191.0200	52.04	-32.47	19.57	43.50	-23.93	QP		
2		306.4500	45.55	-29.31	16.24	46.00	-29.76	QP		
3		431.5800	45.14	-26.15	18.99	46.00	-27.01	QP		
4		720.6400	44.55	-19.98	24.57	46.00	-21.43	QP		
5		832.1900	44.11	-17.69	26.42	46.00	-19.58	QP		
6	*	955.3800	42.82	-15.69	27.13	46.00	-18.87	QP		



Site 3m Chamber 3# Polarization: **Vertical** Temperature: 21 C
 Limit: (RE)FCC PART 15 CLASS B Power: DC 5V Humidity: 53 %

M/N: AirPresence Key
 Mode: 802.11a20(5785MHz)
 Note:

No.	Mk.	Freq.	Reading Level	Correct Factor	Measurement	Limit	Over	Antenna Height	Table Degree	Detector	Comment
		MHz	dBuV	dB	dBuV/m	dBuV/m	dB	cm	degree		
1	*	35.8200	57.83	-31.77	25.86	40.00	-14.14	QP			
2		154.1600	59.03	-34.92	24.11	43.50	-19.39	QP			
3		528.5800	42.48	-23.40	19.08	46.00	-26.92	QP			
4		624.6100	43.17	-21.29	21.88	46.00	-24.12	QP			
5		720.6400	43.41	-19.98	23.43	46.00	-22.57	QP			
6		955.3800	45.28	-15.69	29.59	46.00	-16.41	QP			



Site: 3m Chamber 3# Polarization: *Horizontal* Temperature: 21 C
 Limit: (RE)FCC PART 15 CLASS B Power: DC 5V Humidity: 53 %

M/N: AirPresence Key
 Mode: 802.11a20(5825MHz)
 Note:

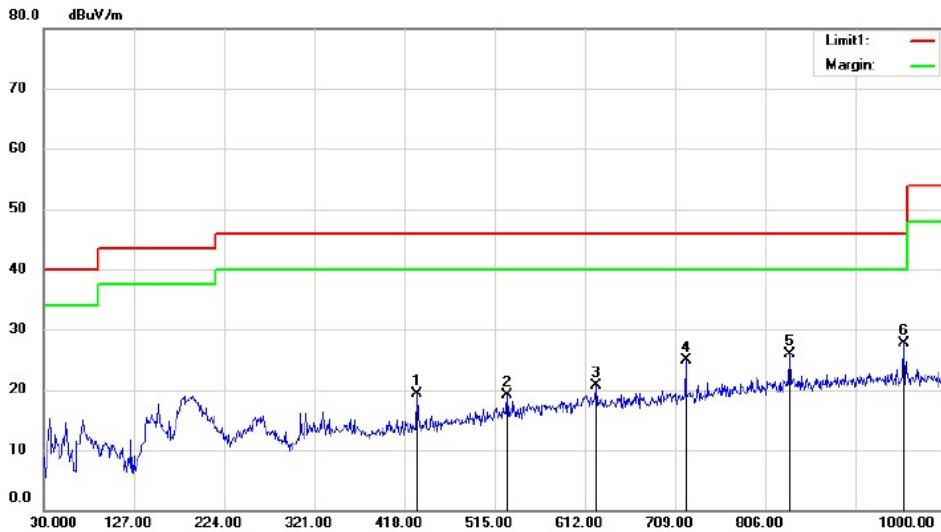
No.	Mk.	Freq. MHz	Reading Level dBuV	Correct Factor dB	Measure- ment dBuV/m	Limit dBuV/m	Over dB	Antenna Height cm	Table Degree	Detector	Comment
1		191.0200	52.25	-32.47	19.78	43.50	-23.72			QP	
2		330.7000	46.71	-28.63	18.08	46.00	-27.92			QP	
3		468.4400	44.36	-25.12	19.24	46.00	-26.76			QP	
4		720.6400	44.41	-19.98	24.43	46.00	-21.57			QP	
5		832.1900	43.78	-17.69	26.09	46.00	-19.91			QP	
6	*	955.3800	43.56	-15.69	27.87	46.00	-18.13			QP	



Site: 3m Chamber 3# Polarization: **Vertical** Temperature: 21 C
 Limit: (RE)FCC PART 15 CLASS B Power: DC 5V Humidity: 53 %

M/N: AirPresence Key
 Mode: 802.11a20(5825MHz)
 Note:

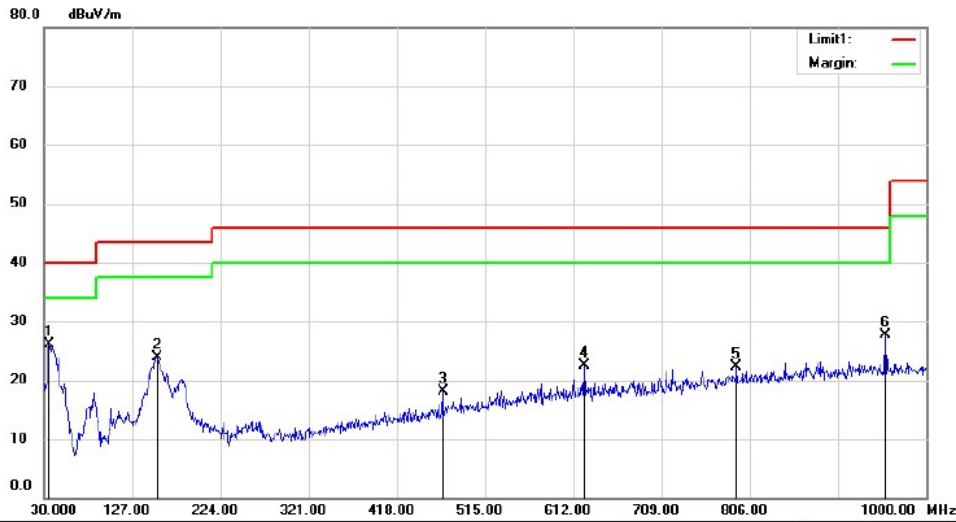
No.	Mk.	Freq. MHz	Reading Level dBuV	Correct Factor dB	Measure- ment dBuV/m	Limit dBuV/m	Over dB	Detector	Antenna Height cm	Table Degree	Comment
1	*	36.7900	57.67	-31.44	26.23	40.00	-13.77	QP			
2		153.1900	59.40	-34.94	24.46	43.50	-19.04	QP			
3		531.4900	41.71	-23.33	18.38	46.00	-27.62	QP			
4		623.6400	44.88	-21.32	23.56	46.00	-22.44	QP			
5		720.6400	41.88	-19.98	21.90	46.00	-24.10	QP			
6		955.3800	43.12	-15.69	27.43	46.00	-18.57	QP			



Site 3m Chamber 3# Polarization: **Horizontal** Temperature: 21 C
 Limit: (RE)FCC PART 15 CLASS B Power: DC 5V Humidity: 53 %

M/N: AirPresence Key
 Mode: 802.11n20(5180MHz)
 Note:

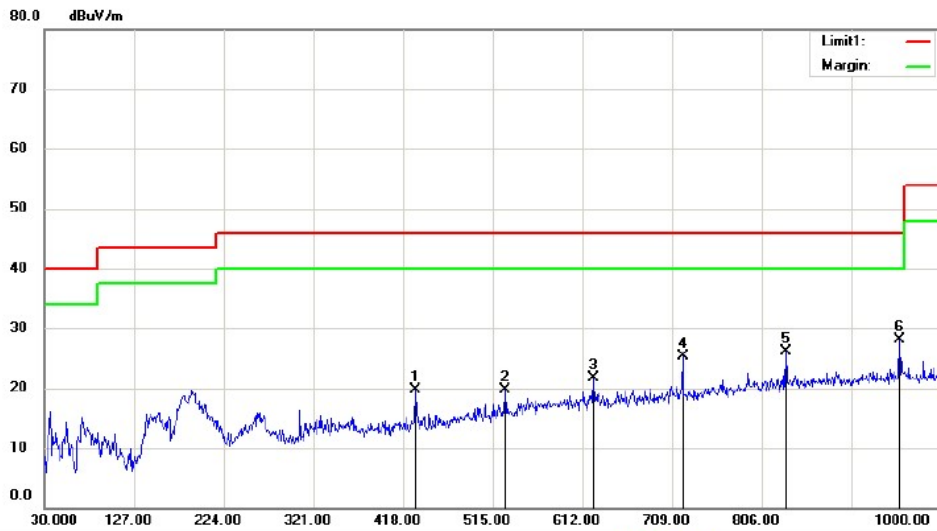
No.	Mk.	Freq. MHz	Reading Level dBuV	Correct Factor dB	Measure- ment dBuV/m	Limit dBuV/m	Over dB	Antenna Height cm	Table Degree	Comment
1		431.5800	45.50	-26.15	19.35	46.00	-26.65	QP		
2		528.5800	42.56	-23.40	19.16	46.00	-26.84	QP		
3		624.6100	41.96	-21.29	20.67	46.00	-25.33	QP		
4		720.6400	44.86	-19.98	24.88	46.00	-21.12	QP		
5		832.1900	43.55	-17.69	25.86	46.00	-20.14	QP		
6	*	955.3800	43.44	-15.69	27.75	46.00	-18.25	QP		



Site 3m Chamber 3# Polarization: **Vertical** Temperature: 21 C
 Limit: (RE)FCC PART 15 CLASS B Power: DC 5V Humidity: 53 %

M/N: AirPresence Key
 Mode:802.11n20(5180MHz)
 Note:

No.	Mk.	Freq. MHz	Reading Level dBuV	Correct Factor dB	Measure- ment dBuV/m	Limit dBuV/m	Over dB	Antenna Height cm	Table Degree	Detector	Comment
1	*	35.8200	57.82	-31.77	26.05	40.00	-13.95			QP	
2		154.1600	58.90	-34.92	23.98	43.50	-19.52			QP	
3		468.4400	43.32	-25.12	18.20	46.00	-27.80			QP	
4		624.6100	43.79	-21.29	22.50	46.00	-23.50			QP	
5		791.4500	40.75	-18.44	22.31	46.00	-23.69			QP	
6		955.3800	43.48	-15.69	27.79	46.00	-18.21			QP	



Site 3m Chamber 3# Polarization: **Horizontal** Temperature: 21 C
 Limit: (RE)FCC PART 15 CLASS B Power: DC 5V Humidity: 53 %

M/N: AirPresence Key
 Mode: 802.11n20(5200MHz)
 Note:

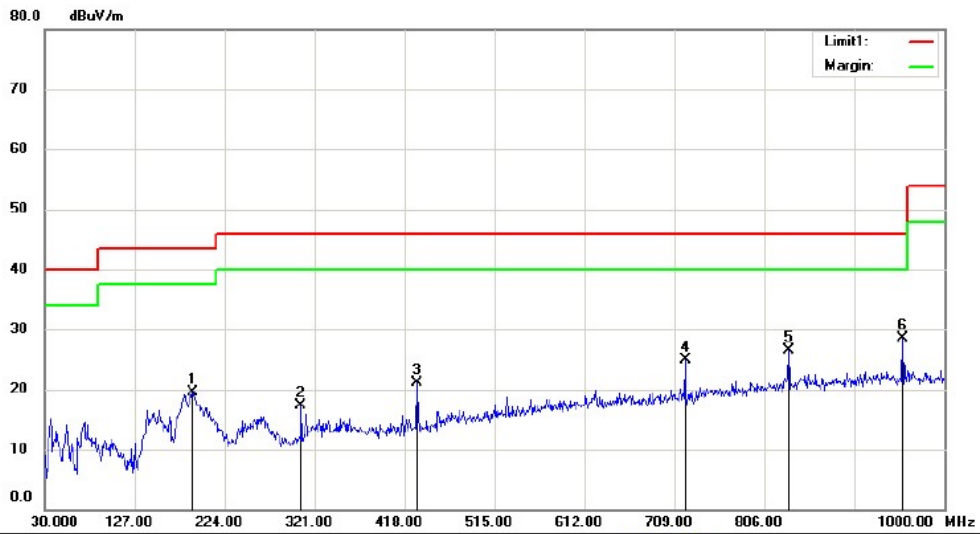
No.	Mk.	Freq. MHz	Reading Level dBuV	Correct Factor dB	Measure- ment dBuV/m	Limit dBuV/m	Over dB	Antenna Height cm	Table Degree	Detector	Comment
1		431.5800	45.89	-26.15	19.74	46.00	-26.26			QP	
2		528.5800	43.10	-23.40	19.70	46.00	-26.30			QP	
3		623.6400	42.93	-21.32	21.61	46.00	-24.39			QP	
4		720.6400	45.20	-19.98	25.22	46.00	-20.78			QP	
5		832.1900	43.71	-17.69	26.02	46.00	-19.98			QP	
6	*	955.3800	43.73	-15.69	28.04	46.00	-17.96			QP	



Site: 3m Chamber 3# Polarization: **Vertical** Temperature: 21 C
 Limit: (RE)FCC PART 15 CLASS B Power: DC 5V Humidity: 53 %

M/N: AirPresence Key
 Mode: 802.11n20(5200MHz)
 Note:

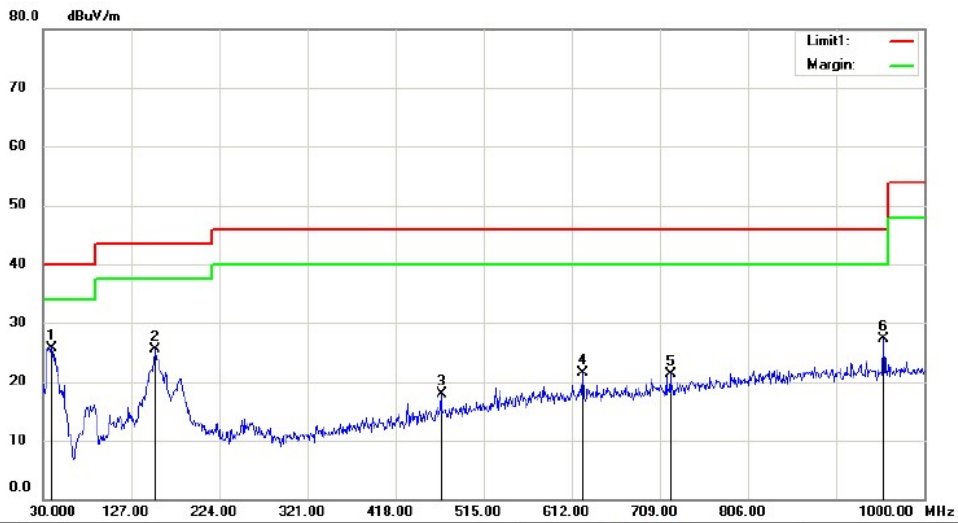
No.	Mk.	Freq. MHz	Reading Level dBuV	Correct Factor dB	Measure- ment dBuV/m	Limit dBuV/m	Over dB	Antenna Height cm	Table Degree degree	Comment
1	*	35.8200	57.79	-31.77	26.02	40.00	-13.98	QP		
2		153.1900	59.78	-34.94	24.84	43.50	-18.66	QP		
3		624.6100	42.94	-21.29	21.65	46.00	-24.35	QP		
4		720.6400	42.33	-19.98	22.35	46.00	-23.65	QP		
5		832.1900	41.26	-17.69	23.57	46.00	-22.43	QP		
6		955.3800	43.29	-15.69	27.60	46.00	-18.40	QP		



Site 3m Chamber 3# Polarization: *Horizontal* Temperature: 21 C
 Limit: (RE)FCC PART 15 CLASS B Power: DC 5V Humidity: 53 %

M/N: AirPresence Key
 Mode: 802.11n20(5240MHz)
 Note:

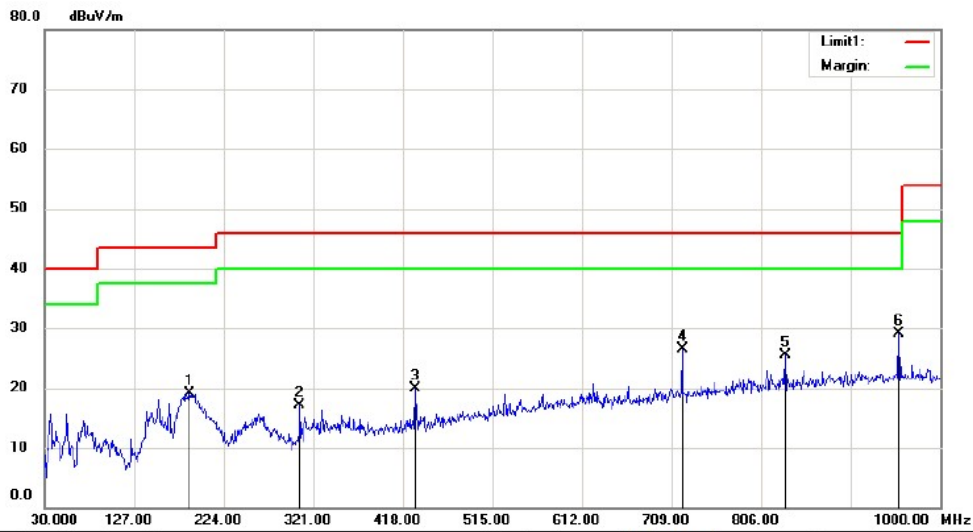
No.	Mk.	Freq.	Reading Level	Correct Factor	Measurement	Limit	Over	Antenna Height	Table Degree	
		MHz	dBuV	dB	dBuV/m	dBuV/m	dB	cm	degree	Comment
1		189.0800	52.04	-32.55	19.49	43.50	-24.01	QP		
2		306.4500	46.60	-29.31	17.29	46.00	-28.71	QP		
3		431.5800	47.29	-26.15	21.14	46.00	-24.86	QP		
4		720.6400	44.92	-19.98	24.94	46.00	-21.06	QP		
5		832.1900	44.28	-17.69	26.59	46.00	-19.41	QP		
6	*	955.3800	44.27	-15.69	28.58	46.00	-17.42	QP		



Site 3m Chamber 3# Polarization: **Vertical** Temperature: 21 C
 Limit: (RE)FCC PART 15 CLASS B Power: DC 5V Humidity: 53 %

M/N: AirPresence Key
 Mode:802.11n20(5240MHz)
 Note:

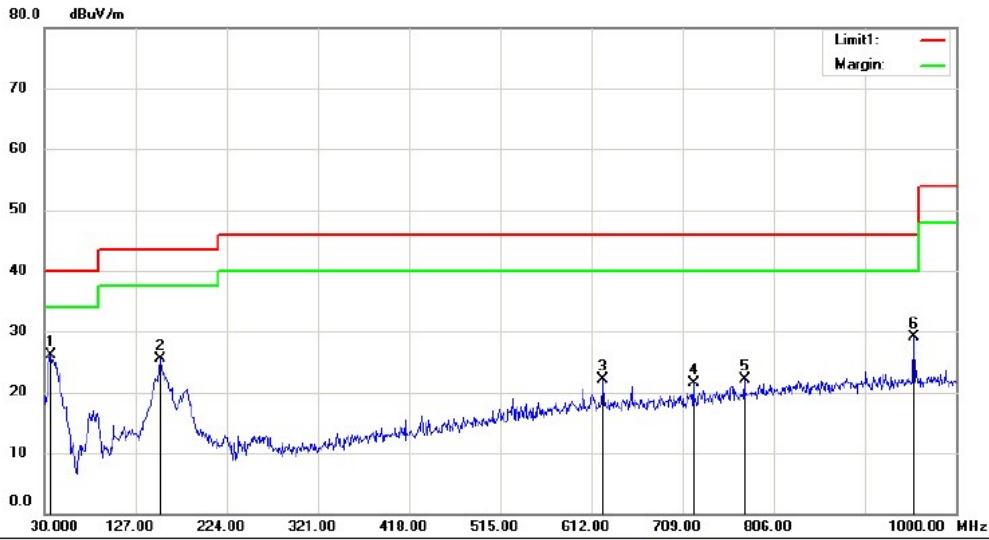
No.	Mk.	Freq. MHz	Reading Level dBuV	Correct Factor dB	Measure- ment dBuV/m	Limit dBuV/m	Over dB	Antenna Height cm	Table Degree	Detector	Comment
1	*	39.7000	56.44	-30.65	25.79	40.00	-14.21			QP	
2		153.1900	60.37	-34.94	25.43	43.50	-18.07			QP	
3		468.4400	43.07	-25.12	17.95	46.00	-28.05			QP	
4		624.6100	42.79	-21.29	21.50	46.00	-24.50			QP	
5		720.6400	41.23	-19.98	21.25	46.00	-24.75			QP	
6		955.3800	43.03	-15.69	27.34	46.00	-18.66			QP	



Site 3m Chamber 3# Polarization: **Horizontal** Temperature: 21 C
 Limit: (RE)FCC PART 15 CLASS B Power: DC 5V Humidity: 53 %

M/N: AirPresence Key
 Mode:802.11n20(5745MHz)
 Note:

No.	Mk.	Freq.	Reading Level	Correct Factor	Measurement	Limit	Over	Antenna Height	Table Degree	
		MHz	dBuV	dB	dBuV/m	dBuV/m	dB	cm	degree	Comment
1		187.1400	51.85	-32.72	19.13	43.50	-24.37	QP		
2		306.4500	46.50	-29.31	17.19	46.00	-28.81	QP		
3		431.5800	46.07	-26.15	19.92	46.00	-26.08	QP		
4		720.6400	46.53	-19.98	26.55	46.00	-19.45	QP		
5		832.1900	43.10	-17.69	25.41	46.00	-20.59	QP		
6	*	955.3800	44.79	-15.69	29.10	46.00	-16.90	QP		



Site: 3m Chamber 3# Polarization: **Vertical** Temperature: 21 C
 Limit: (RE)FCC PART 15 CLASS B Power: DC 5V Humidity: 53 %

M/N: AirPresence Key
 Mode:802.11n20(5745MHz)
 Note:

No.	Mk.	Freq. MHz	Reading Level dBuV	Correct Factor dB	Measure- ment dBuV/m	Limit dBuV/m	Over dB	Antenna Height cm	Table Degree	Comment
1	*	36.7900	57.52	-31.44	26.08	40.00	-13.92	QP		
2		153.1900	60.45	-34.94	25.51	43.50	-17.99	QP		
3		624.6100	43.47	-21.29	22.18	46.00	-23.82	QP		
4		720.6400	41.56	-19.98	21.58	46.00	-24.42	QP		
5		774.9600	40.93	-18.81	22.12	46.00	-23.88	QP		
6		955.3800	44.78	-15.69	29.09	46.00	-16.91	QP		