

APPENDIX A: SAR TEST PLOTS

ELEMENT

DUT: C3K2085; Type: Portable Tablet; Serial: 1P4X2

Communication System: UID:10415 - AAA, WLAN; MAIA: Y; Frequency: 2417.0 MHz

Medium: 2450 Head; Medium parameters used:

f = 2417.0 MHz; cond = 1.84 S/m; perm = 41.0; density = 1000 kg/m³

Phantom Section: Flat; Space: 25.00 mm

Test Date: 02/19/2024; Ambient Temp: 20.2°C; Tissue Temp: 19.0°C

Probe: EX3DV4 - SN7803; ConvF:(7.11,7.19,7.15); Calibrated: 2024-01-11

Sensor-Surface: 1.4mm (VMS + 6p)

Electronics: DAE4 Sn1533; Calibrated: 2024-01-09

Phantom: Twin-SAM V8.0; Serial: 2060

Measurement SW: DASY Module SAR V16.2.0.1425

**Mode: 2.4 GHz WIFI/ IEEE 802.11b, Antenna L, 22 MHz Bandwidth,
Exp: Laptop| Top Edge, Ch. 2, 1Mbps**

Area Scan (40.0 x 320.0): Measurement grid: dx=5.0 mm, dy=10.0 mm

Zoom Scan (30.0 x 30.0 x 30.0): Measurement grid: dx=5.0 mm, dy=5.0 mm, dz=1.5 mm; Graded Ratio: 1.5

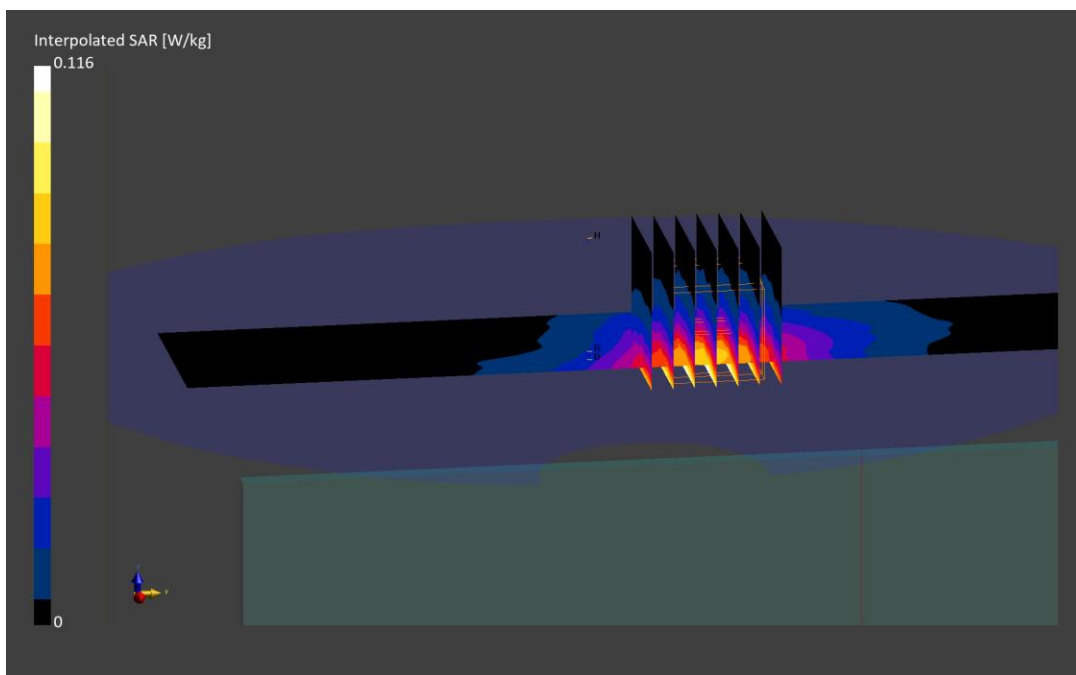
Reference Value = 0.02 W/kg; Power Drift = -0.13 dB

Peak SAR (extrapolated) = 0.116 W/kg

SAR(1 g) = 0.067 W/kg

Smallest distance from peaks to all points 3 dB below is 17.3 mm

Ratio of SAR at M2 to SAR at M1 = 84.8 %



ELEMENT

DUT: C3K2085; Type: Portable Tablet; Serial: IP4F2

Communication System: UID:10415 - AAA, WLAN; MAIA: Y; Frequency: 2437.0 MHz

Medium: 2450 Head; Medium parameters used:

$f = 2437.0$ MHz; $\text{cond} = 1.78$ S/m; $\text{perm} = 39.6$; $\text{density} = 1000$ kg/m³

Phantom Section: Flat; Space: 0.00 mm

Test Date: 03/08/2024; Ambient Temp: 19.7°C; Tissue Temp: 19.7°C

Probe: EX3DV4 - SN7409; ConvF:(7.44,7.44,7.44); Calibrated: 2023-06-15

Sensor-Surface: 1.4mm (VMS + 6p)

Electronics: DAE4 Sn1334; Calibrated: 2023-06-15

Phantom: Twin-SAM V8.0; Serial: 1966

Measurement SW: DASY Module SAR V16.2.0.1425

**Mode: 2.4 GHz WIFI/ IEEE 802.11b, Antenna L, 22 MHz Bandwidth,
Exp: Tablet| Top Edge, Ch. 6, 1Mbps**

Area Scan (40.0 x 320.0): Measurement grid: $dx=5.0$ mm, $dy=10.0$ mm

Zoom Scan (30.0 x 30.0 x 30.0): Measurement grid: $dx=5.0$ mm, $dy=5.0$ mm, $dz=1.5$ mm; Graded Ratio: 1.5


Reference Value = 0.55 W/kg; Power Drift = 0.06 dB

Peak SAR (extrapolated) = 1.60 W/kg

SAR(1 g) = 0.679 W/kg

Smallest distance from peaks to all points 3 dB below is 6.5 mm

Ratio of SAR at M2 to SAR at M1 = 76.1 %



ELEMENT

DUT: C3K2085; Type: Portable Tablet; Serial: 1P5U2

Communication System: UID:10417 - AAC, WLAN; MAIA: Y; Frequency: 5785.0 MHz
Medium: 5200-5800 Head; Medium parameters used:
f = 5785.0 MHz; cond = 5.21 S/m; perm = 35.3; density = 1000 kg/m³
Phantom Section: Flat; Space: 25.00 mm

Test Date: 02/25/2024; Ambient Temp: 21.2°C; Tissue Temp: 21.2°C

Probe: EX3DV4 - SN7713; ConvF:(5.08,5.08,5.08); Calibrated: 2024-01-17
Sensor-Surface: 1.4mm (VMS + 6p)
Electronics: DAE4 Sn1530; Calibrated: 2024-01-16
Phantom: Twin-SAM V5.0; Serial: 1757
Measurement SW: DASY Module SAR V16.2.0.1425

**Mode: 5 GHz WIFI/ IEEE 802.11a, Antenna L, 20 MHz Bandwidth, U-NII-3,
Exp: Laptop| Top Edge, Ch. 157, 6.5 Mbps**

Area Scan (40.0 x 320.0): Measurement grid: dx=5.0 mm, dy=10.0 mm

Zoom Scan (24.0 x 24.0 x 22.0): Measurement grid: dx=4.0 mm, dy=4.0 mm, dz=1.4 mm; Graded Ratio: 1.4


Reference Value = 0.10 W/kg; Power Drift = 0.08 dB

Peak SAR (extrapolated) = 0.748 W/kg

SAR(1 g) = 0.207 W/kg

Smallest distance from peaks to all points 3 dB below is > 12.0 mm

Ratio of SAR at M2 to SAR at M1 = 61.1 %



ELEMENT

DUT: C3K2085; Type: Portable Tablet; Serial: 1P4F2

Communication System: UID:10417 - AAC, WLAN; MAIA: Y; Frequency: 5180.0 MHz
Medium: 5200-5800 Head; Medium parameters used:
f = 5180.0 MHz; cond = 4.53 S/m; perm = 35.8; density = 1000 kg/m³
Phantom Section: Flat; Space: 0.00 mm

Test Date: 03/15/2024; Ambient Temp: 23.9°C; Tissue Temp: 22.8°C

Probe: EX3DV4 - SN7803; ConvF:(5.27,5.46,5.32); Calibrated: 2024-01-11
Sensor-Surface: 1.4mm (VMS + 6p)
Electronics: DAE4 Sn1533; Calibrated: 2024-01-09
Phantom: Twin-SAM V8.0; Serial: 2060
Measurement SW: DASY Module SAR V16.2.0.1425

Mode: 5 GHz WIFI/ IEEE 802.11a, Antenna L, 20 MHz Bandwidth, U-NII-1, Exp: Body| Top Edge, Ch. 36, 6 Mbps

Area Scan (80.0 x 200.0): Measurement grid: dx=5.0 mm, dy=10.0 mm

Zoom Scan (24.0 x 24.0 x 22.0): Measurement grid: dx=4.0 mm, dy=4.0 mm, dz=1.4 mm; Graded Ratio: 1.4


Reference Value = 0.53 W/kg; Power Drift = -0.13 dB

Peak SAR (extrapolated) = 1.90 W/kg

SAR(1 g) = 0.552 W/kg

Smallest distance from peaks to all points 3 dB below is 6.9 mm

Ratio of SAR at M2 to SAR at M1 = 65.0 %



ELEMENT

DUT: C3K2085; Type: Portable Tablet; Serial: 1P4G2

Communication System: UID:10731 - AAC, WLAN; MAIA: Y; Frequency: 6705.0 MHz

Medium: 6000 Head; Medium parameters used:

f = 6705.0 MHz; cond = 6.55 S/m; perm = 34.8; density = 1000 kg/m³

Phantom Section: Flat; Space: 25.00 mm

Test Date: 02/19/2024; Ambient Temp: 19.6°C; Tissue Temp: 19.4°C

Probe: EX3DV4 - SN7410; ConvF:(5.55,5.55,5.55); Calibrated: 2023-07-07

Sensor-Surface: 1.4mm (VMS + 6p)

Electronics: DAE4ip Sn1638; Calibrated: 2023-10-18

Phantom: Twin-SAM V8.0; Serial: 1979

Measurement SW: DASY Module SAR V16.2.0.1425

**Mode: 6 GHz WIFI/ IEEE 802.11ax, Antenna R, 80 MHz Bandwidth, U-NII-7,
Exp: Laptop| Top Edge, Ch. 151, 34 Mbps**

Area Scan (40.0 x 323.0): Measurement grid: dx=5.0 mm, dy=8.5 mm

Zoom Scan (23.8 x 23.8 x 22.0): Measurement grid: dx=3.4 mm, dy=3.4 mm, dz=1.4 mm; Graded Ratio: 1.4


Reference Value = 0.06 W/kg; Power Drift = 0.02 dB

Peak SAR (extrapolated) = 0.753 W/kg

SAR(1 g) = 0.167 W/kg; APD(4cm²) = 1.59 W/m²

Smallest distance from peaks to all points 3 dB below is > 11.9 mm

Ratio of SAR at M2 to SAR at M1 = 49.5 %



ELEMENT

DUT: C3K2085; Type: Portable Tablet; Serial: 1P5U2

Communication System: UID:10731 - AAC, WLAN; MAIA: Y; Frequency: 6705.0 MHz

Medium: 6000 Head; Medium parameters used:

f = 6705.0 MHz; cond = 6.29 S/m; perm = 34.6; density = 1000 kg/m³

Phantom Section: Flat; Space: 0.00 mm

Test Date: 02/12/2024; Ambient Temp: 23.3°C; Tissue Temp: 20.9°C

Probe: EX3DV4 - SN7718; ConvF:(5.15,5.15,5.15); Calibrated: 2023-04-18

Sensor-Surface: 1.4mm (VMS + 6p)

Electronics: DAE4 Sn1368; Calibrated: 2023-04-14

Phantom: Twin-SAM V5.0; Serial: 1759

Measurement SW: DASY Module SAR V16.2.0.1425

**Mode: 6 GHz WIFI/ IEEE 802.11ax, Antenna R, 80 MHz Bandwidth, U-NII-7,
Exp: Tablet| Top Edge, Ch. 151, 34 Mbps**

Area Scan (40.0 x 323.0): Measurement grid: dx=5.0 mm, dy=8.5 mm

Zoom Scan (27.2 x 27.2 x 22.0): Measurement grid: dx=3.4 mm, dy=3.4 mm, dz=1.4 mm; Graded Ratio: 1.4

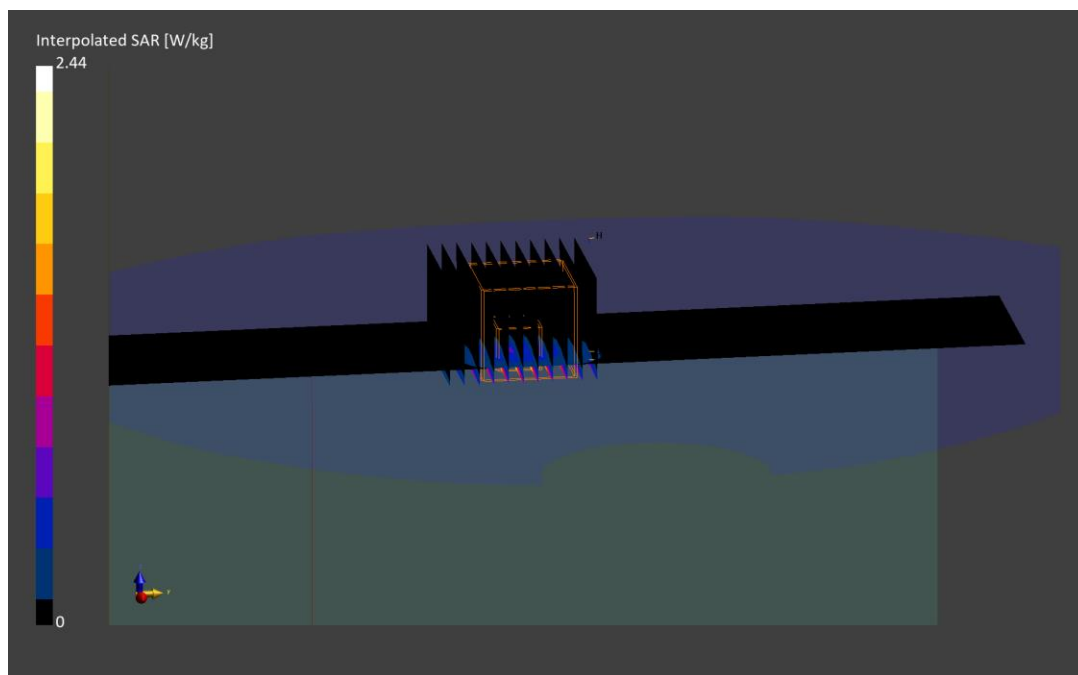
Reference Value = 0.34 W/kg; Power Drift = -0.01 dB

Peak SAR (extrapolated) = 2.44 W/kg

SAR(1 g) = 0.515 W/kg; APD(4cm²) = 3.98 W/m²

Smallest distance from peaks to all points 3 dB below is 7.6 mm

Ratio of SAR at M2 to SAR at M1 = 51.3 %



ELEMENT

DUT: C3K2085; Type: Portable Tablet; Serial: 1P4G2

Communication System: UID:10032 - CAA, Bluetooth; MAIA: Y; Frequency: 2441.000 MHz
Medium: 2450 Head; Medium parameters used:
f = 2441.000 MHz; cond = 1.79 S/m; perm = 39.0; density = 1000 kg/m³
Phantom Section: Flat; Space: 25.00 mm

Test Date: 03/07/2024; Ambient Temp: 20.6°C; Tissue Temp: 20.6°C

Probe: EX3DV4 - SN7551; ConvF:(7.56,7.56,7.56); Calibrated: 2023-11-14
Sensor-Surface: 1.4mm (VMS + 6p)
Electronics: DAE4 Sn1323; Calibrated: 2023-11-15
Phantom: Twin-SAM V8.0 (Left); Serial: 1964
Measurement SW: DASY Module SAR V16.2.4.2524

Mode: 2.4 GHz Bluetooth, Antenna L, Exp: Laptop| Top Edge, Ch. 39, 1 Mbps

Area Scan (40.0 x 320.0): Measurement grid: dx=10.0 mm, dy=10.0 mm

Zoom Scan (30.0 x 30.0 x 30.0): Measurement grid: dx=5.0 mm, dy=5.0 mm, dz=1.5 mm; Graded Ratio: 1.5


Reference Value = 0.03 W/kg; Power Drift = 0.12 dB

Peak SAR (extrapolated) = 0.050 W/kg

SAR(1 g) = 0.027 W/kg

Smallest distance from peaks to all points 3 dB below is 19.3 mm

Ratio of SAR at M2 to SAR at M1 = 80.8 %



ELEMENT

DUT: C3K2085; Type: Portable Tablet; Serial: 9V9X2

Communication System: UID:10032 - CAA, Bluetooth; MAIA: Y; Frequency: 2441.0 MHz

Medium: 2450 Head; Medium parameters used:

$f = 2441.0$ MHz; $\text{cond} = 1.85$ S/m; $\text{perm} = 39.5$; $\text{density} = 1000$ kg/m³

Phantom Section: Flat; Space: 0.00 mm

Test Date: 04/05/2024; Ambient Temp: 21.1°C; Tissue Temp: 22.6°C

Probe: EX3DV4 - SN7409; ConvF:(7.44,7.44,7.44); Calibrated: 2023-06-15

Sensor-Surface: 1.4mm (VMS + 6p)

Electronics: DAE4 Sn1334; Calibrated: 2023-06-15

Phantom: Twin-SAM V8.0; Serial: 1966

Measurement SW: DASY Module SAR V16.2.0.1425

Mode: 2.4 GHz Bluetooth, Antenna L, Exp: Body| Top Edge, Ch. 39, 1 Mbps

Area Scan (40.0 x 320.0): Measurement grid: $dx=5.0$ mm, $dy=10.0$ mm

Zoom Scan (30.0 x 30.0 x 30.0): Measurement grid: $dx=5.0$ mm, $dy=5.0$ mm, $dz=1.5$ mm; Graded Ratio: 1.5

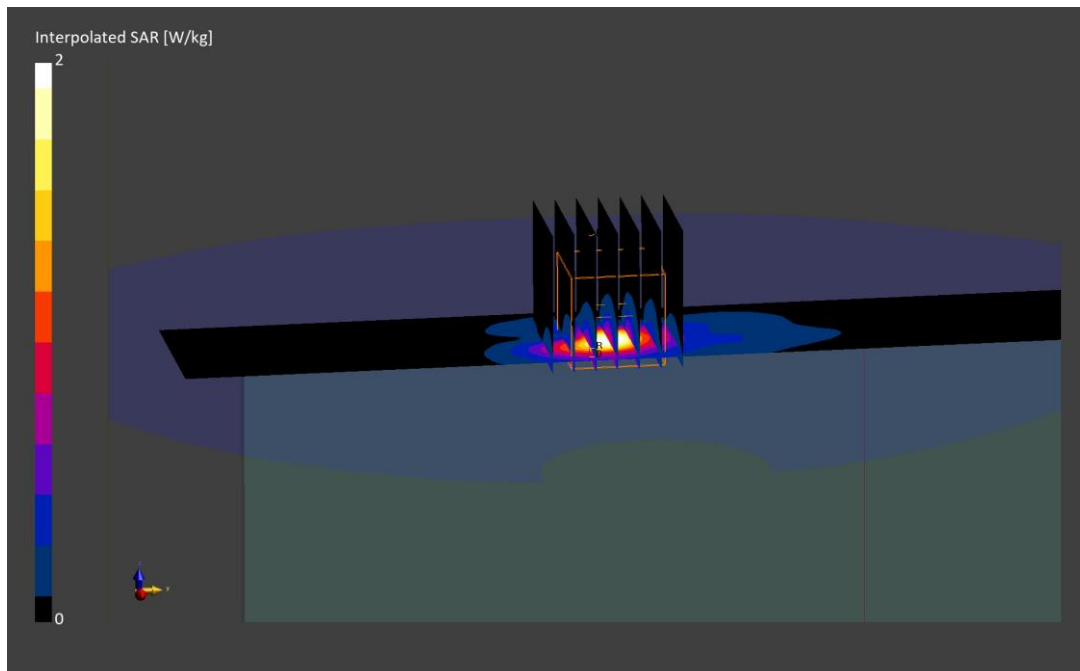
Reference Value = 0.66 W/kg; Power Drift = 0.00 dB

Peak SAR (extrapolated) = 2.00 W/kg

SAR(1 g) = 0.766 W/kg

Smallest distance from peaks to all points 3 dB below is 7.1 mm

Ratio of SAR at M2 to SAR at M1 = 73.9 %



ELEMENT

DUT: C3K2085; Type: Portable Tablet; Serial: 1P4G2

Communication System: UID:0 - -, CW; MAIA: Y; Frequency: 13.6 MHz
Medium: 30 Head; Medium parameters used:
f = 13.6 MHz; cond = 0.733 S/m; perm = 52.9; density = 1000 kg/m³
Phantom Section: Flat; Space: 0.00 mm

Test Date: 03/11/2024; Ambient Temp: 19.8°C; Tissue Temp: 19.0°C

Probe: EX3DV4 - SN7713; ConvF:(16.75,16.75,16.75); Calibrated: 2024-01-17
Sensor-Surface: 1.4mm (VMS + 6p)
Electronics: DAE4 Sn1530; Calibrated: 2024-01-16
Phantom: ELI V8.0 (20deg probe tilt); Serial: 2077
Measurement SW: DASY Module SAR V16.2.0.1425

Mode: NFC, Body SAR, Back Side

Area Scan (330.0 x 240.0): Measurement grid: dx=15.0 mm, dy=15.0 mm

Zoom Scan (36.0 x 36.0 x 30.0): Measurement grid: dx=6.0 mm, dy=6.0 mm, dz=1.5 mm; Graded Ratio: 1.5

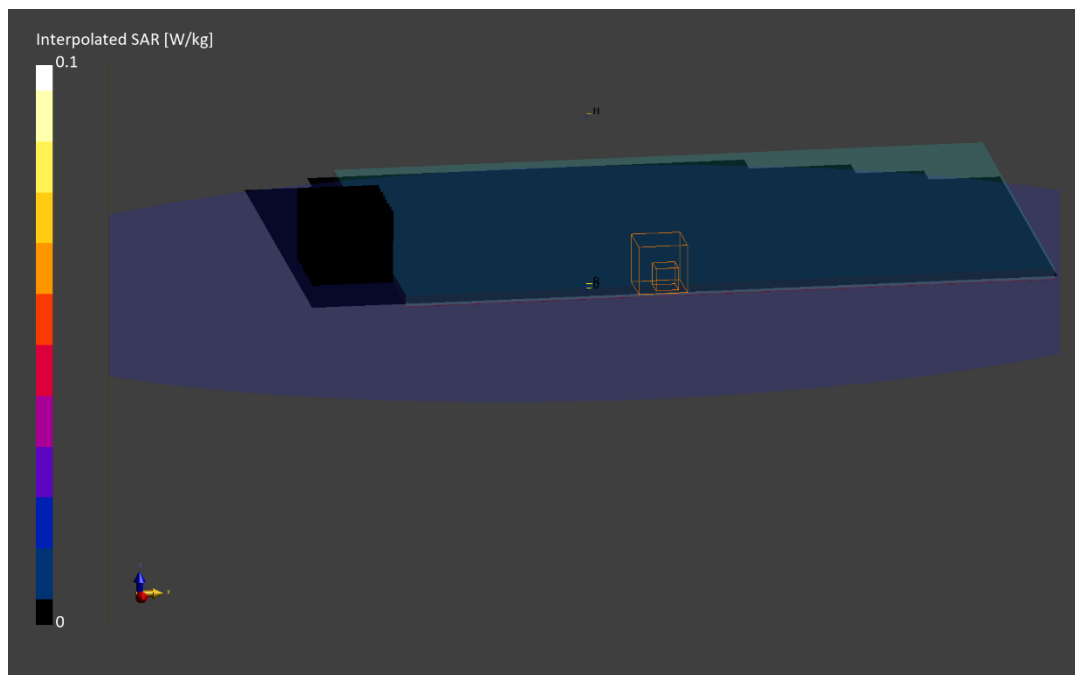
Reference Value = 0.00 W/kg; Power Drift = 0.01 dB

Peak SAR (extrapolated) = 0.001 W/kg

SAR(1 g) = 0 W/kg

Smallest distance from peaks to all points 3 dB below is 3.8 mm

Ratio of SAR at M2 to SAR at M1 = 78.6 %



ELEMENT

Date: 2024-04-02

Mode: 6GHz WIFI/ IEEE 802.11ax, Antenna L, 40 MHz Bandwidth, U-NII-5, Exp: Bottom Edge, Ch. 11

Device Under Test Properties

DUT	Serial Number
C3K2085	1P4X2

Exposure Conditions

Phantom Section	Position	Test Distance [mm]	Band	Frequency [MHz]
5G	EDGE TOP	25.00	U-NII-5	6005.0

Hardware Setup

Probe, Calibration Date	DAE, Calibration Date
EUmmWV4 - SN9622_F1-55GHz, 2024-02-02	DAE4ip Sn1639, 2023-11-15

Software Setup

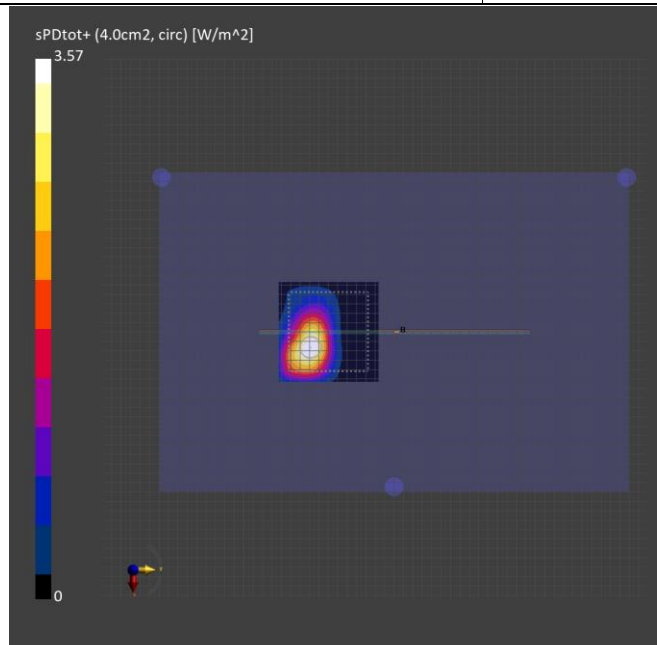
Software	Software Version
cDasy6 Module mmWave	3.2.0.1840

Scans Setup

Scan Type	5G Scan
Grid Extents [mm]	100.0 x 100.0
Grid Steps [lambda]	0.125 x 0.125
Sensor Surface [mm]	25.0

Measurement Results

Scan Type	5G Scan
Avg. Area [cm ²]	4.00
pS _{tot} avg [W/m ²]	3.57
pS _n avg [W/m ²]	3.33
E _{peak} [V/m]	41.9
Power Drift [dB]	0.73



ELEMENT

Date: 2024-03-04

Mode: 6GHz WIFI/ IEEE 802.11ax, Antenna L, 80 MHz Bandwidth, U-NII-7, Exp: Top Edge, Ch. 151

Device Under Test Properties

Model, Manufacturer	Serial Number
C3K2085,	IP4S2

Exposure Conditions

Phantom Section	Position, Test Distance [mm]	Band	Frequency [MHz], Channel Number
5G	EDGE TOP, 2.00	U-NII-7	6705.0, 151

Hardware Setup

Probe, Calibration Date	DAE, Calibration Date
EUmmWV4 - SN9622_F1-55GHz, 2024-02-02	DAE4ip Sn1639, 2023-11-15

Scans Setup

Scan Type	5G Scan
Grid Extents [mm]	100.0 x 100.0
Grid Steps [lambda]	0.125 x 0.125
Sensor Surface [mm]	2.0

Measurement Results

Scan Type	5G Scan
Avg. Area [cm ²]	4.00
psPDn+ [W/m ²]	2.75
psPDtot+ [W/m ²]	3.02
psPDmod+ [W/m ²]	3.28
E _{max} [V/m]	43.6
Power Drift [dB]	-0.02

