


## 1. Photographs of Conducted Emissions Test Configuration

O-435




Front view



Side view

Under table view



O-435E




Front view



Side view

Under table view




## 2. Photographs of Radiated Emissions Test Configuration

For radiated emissions 30MHz~1GHz

O-435  
Radio 0

Front view




Rear view



O-435  
Radio 1

Front view




Rear view



O-435E  
Radio 0


Front view




Rear view



O-435E  
Radio 1



Front view



Rear view



For radiated emissions above 1GHz

O-435  
Radio 0

Front view




Rear view



O-435  
Radio 1

Front view




Rear view



O-435E  
Radio 0

Front view




Rear view



O-435E  
Radio 1

Front view



Rear view



— THE END —