

Appliances that do everything. Except compromise.

Built-In Cooking
Home Appliances



BOSCH

Invented for life



NEVER STOP
IMPROVING™

Table of Contents





Ovens	1
Microwave Ovens	19
Warming Drawers	22
Cooktops	25
Ventilation	47
Dimensions and Installation	61



You'll use more energy thinking about what to make.

Efficiently engineered, brilliantly designed ovens, microwaves and warming drawers from Bosch give any home chef just the right amount of heat to make great meals. With ovens that cook food more evenly, up to 30% quicker. With the AutoChef™ feature that maintains the ideal temperature, induction that uses 60% less energy than gas. It is twice as fast as electric, and the industry leading 30" five-burner that provides high performance and versatility in a 30" space.

Built-In Ovens



Model shown: HBL5450UC / **13192**

If our ovens made dinner any more convenient, you'd have to tip them 20%.

We developed a taste for innovation. In fact, even if we tried to find room for compromise, we couldn't. Otherwise, it wouldn't be Bosch. So it wouldn't offer the #1 capacity oven on the market. Genuine European Convection. Or our EcoClean™ Self-Clean Cycle. And it certainly wouldn't meet our 100% quality testing before leaving the factory.



Performance



#1 in capacity*

At 4.7 cubic feet, our oven is the largest on the market. Plus, with 6-way rack adjustability, you can cook for the whole family simultaneously. An expansive viewing window and bright halogen lighting system make monitoring the progress of your meal easier than ever.

Recessed heating element

A recessed top heating element and a fully concealed bottom heating element allow for greater interior capacity, unprecedented safety when removing dishes, and extremely easy cleaning.



Genuine European Convection with ACS**

This feature offers a powerful 2,000-watt third heating element that surrounds the convection fan, circulating preheated air throughout the oven. By optimizing heat circulation, our Advanced Circulation System (ACS) allows food to be cooked more evenly in up to 30% less time.

Model shown above: HBL8650UC / **44728**

* Based on AHAM measurements.

** Features may vary by model.



Fastest preheat**/**

With the fastest preheat on the market, Bosch ovens can be ready to cook in about seven minutes. This, combined with the convection mode, allows you to substantially reduce overall cooking time. Also, fast preheat is available for up to seven cooking modes.



Warming drawer

Convenient.

Functional. Stylish. Bosch offers a warming drawer with four settings for prewarming dishes, heating rolls or keeping food hot for late arrivals. With optional convection warming drawer.



Meat probe

A standard convenience in many Bosch ovens, this built-in temperature gauge is perfect for keeping tabs on large roasts and poultry dishes. When your dish reaches the preset internal temperature, the oven beeps and turns itself off—giving you optimal temperature control and a better tasting, more nutritious dish.



Convection microwave**

Bosch convection microwaves offer you faster and more even cooking results than traditional microwaves, and also offer the advantage of having a second convection oven available.

High-quality rack supports

Bosch's heavy-duty rack supports can hold even the heaviest dishes while allowing racks to glide more smoothly than traditional ribbed oven cavities. They make it easy to change racks or mount telescopic racks while bringing a modern, sleek look to the kitchen.



ClearTouch® glass touch controls

Bosch ovens offer smooth glass touch controls that are as easy to use as they are beautiful. And with up to 14 heating modes, the perfect program is available at your fingertips, no matter what dish you want to cook.



Multiple recipes

Our microwaves offer multiple recipe settings to make cooking easier for you, allowing you to spend more time with your family than preparing dinner.

Efficiency



EcoClean™ self-clean cycle

Our built-in ovens' 2-hour self-clean cycle, the industry's best, delivers improved energy efficiency by running for the shortest period of time possible and makes the kitchen a safer place. Plus, it allows you to use your time in the kitchen for cooking rather than cleaning.

Quality



Telescopic racks

This full-extension rack glides easily on ball bearings and extends over the open oven door for easy access, allowing you to baste large cuts of meat and poultry safely without reaching into the oven. It comes standard on select models and is also available as an accessory for purchase.

** Features may vary by model.

*** Based on cavity sizes of 4.3 cu. ft. and larger.









Built-In Ovens

Model shown:
HBL8750UC
45083



30" Combination

	– HBL8750UC Stainless Steel 45083	
	<div></div>	
Features	<div><div>Appearance<ul style="list-style-type: none">– Contemporary Stainless Steel Design– ClearTouch® Glass Control– Touch Control Display– Flush-to-Cabinet Design– 2-in-1 Design—Oven and Convection Microwave</div><div>Capacity<ul style="list-style-type: none">– #1 in Capacity at 4.7 cu. ft.– Recessed Broil Element for Increased Capacity and Safety– Hidden Bake Element for Increased Capacity</div><div>Convenience<ul style="list-style-type: none">– Amber-Colored Full Text Display– Timer with Cook Time and Delay Start Function– Extra-Large Door Window for Easy Monitoring of Cooking– Full-extension Telescopic Rack for Convenient Handling– High-Quality, Self-cleaning Rack Supports– Halogen Lights Provide Superior Cavity Illumination– Star-K Certified</div><div>Performance<ul style="list-style-type: none">– Genuine European Convection with ACS– Speed Convection Saves up to 30% Time– Fast Preheat Reduces Preheat Time to Around 7 Minutes– 14 Specialized Cooking Modes—Gourmet Cooking Made Easy– Custom Cooking Modes: Pizza, Pie, Warm and Proof– Meat Probe Takes Guesswork Out of Cooking– Automatic Temperature Conversion for Convection Cooking– Recipe Mode Provides 30 Pre-Programmed Auto Settings</div><div>Efficiency<ul style="list-style-type: none">– EcoClean™ 2-Hour Self-Clean Cycle</div></div> <div><p>See HMB8050 for Microwave features.</p></div>	
Accessories	– HEZ1070 / 68895 30" Ball Bearing Telescopic Rack	

Model shown:
HBL5750UC
40503



30" Combination

500 Series	Mfr. Model No.	Color	Lowe's Item No.
	– HBL5750UC	Stainless Steel	40503
	– HBL5760UC	Black	41979
	– HBL5720UC	White	37580
	<div><div>EcoClean</div><div>Glass Touch Control</div><div>European Convection</div><div>Meat Probe</div><div>#1 Capacity</div><div>Fast Preheat</div></div>		
Features	<div><div>Appearance</div><div>– ClearTouch® Glass Control</div><div>– Retractable Controls for Sleek and Easy-to-Clean Design</div><div>– Flush-to-Cabinet Design</div><div>– 2-in-1 Design—Oven and Traditional Microwave</div><div>Capacity</div><div>– #1 in Capacity at 4.7 cu. ft.</div><div>– Recessed Broil Element for Increased Capacity and Safety</div><div>– Hidden Bake Element for Increased Capacity</div><div>Convenience</div><div>– Amber-Colored Full Text Display</div><div>– Timer with Cook Time and Delay Start Function</div><div>– Extra-Large Door Window for Easy Monitoring of Cooking</div><div>– High-Quality, Self-cleaning Rack Supports</div><div>– Two Oven Lights to Better Monitor Cooking Progress</div><div>– Star-K Certified</div><div>Performance</div><div>– Genuine European Convection with ACS</div><div>– Speed Convection Saves up to 30% Time</div><div>– Fast Preheat Reduces Preheat Time to Around 7 Minutes</div><div>– 14 Specialized Cooking Modes—Gourmet Cooking Made Easy</div><div>– Custom Cooking Modes: Pizza, Pie, Warm and Proof</div><div>– Meat Probe Takes Guesswork Out of Cooking</div><div>– Recipe Mode Provides 30 Pre-Programmed Auto Settings</div><div>Efficiency</div><div>– EcoClean™ 2-Hour Self-Clean Cycle</div><div>See HMB5050 for Microwave features.</div></div>		
Accessories	– HEZ1070 / 68895 30" Ball Bearing Telescopic Rack		

Model shown:
HBL8650UC
44728



30" Double

800 Series	Mfr. Model No.	Color	Lowe's Item No.
	– HBL8650UC	Stainless Steel	44728
	<div><div>EcoClean</div><div>Glass Touch Control</div><div>European Convection</div><div>Meat Probe</div><div>#1 Capacity</div><div>Fast Preheat</div></div>		
Features	<div><div>Appearance</div><div>– Contemporary Stainless Steel Design</div><div>– ClearTouch® Glass Control</div><div>– Touch Control Display</div><div>– Flush-to-Cabinet Design</div><div>Capacity</div><div>– #1 in Capacity at 4.7 cu. ft.</div><div>– Double Oven for More Capacity and Cooking Flexibility</div><div>– Recessed Broil Element for Increased Capacity and Safety</div><div>– Hidden Bake Element for Increased Capacity</div><div>Convenience</div><div>– Amber-Colored Full Text Display</div><div>– Timer with Cook Time and Delay Start Function</div><div>– Extra-Large Door Window for Easy Monitoring of Cooking</div><div>– Full-extension Telescopic Rack for Convenient Handling</div><div>– High-Quality, Self-cleaning Rack Supports</div><div>– Halogen Lights Provide Superior Cavity Illumination</div><div>– Star-K Certified</div><div>Performance</div><div>– Genuine European Convection with ACS</div><div>– Speed Convection Saves up to 30% Time</div><div>– Fast Preheat Reduces Preheat Time to Around 7 Minutes</div><div>– 14 Specialized Cooking Modes—Gourmet Cooking Made Easy</div><div>– Custom Cooking Modes: Pizza, Pie, Warm and Proof</div><div>– Meat Probe Takes Guesswork Out of Cooking</div><div>– Recipe Mode Provides 30 Pre-Programmed Auto Settings</div><div>Efficiency</div><div>– EcoClean™ 2-Hour Self-Clean Cycle</div></div>		
Accessories	– HEZ1070 / 68895 30" Ball Bearing Telescopic Rack		

Model shown:
HBL5650UC
34918



30" Double

500 Series	Mfr. Model No.	Color	Lowe's Item No.
	– HBL5650UC	Stainless Steel	34918
	– HBL5660UC	Black	36784
	– HBL5620UC	White	34917
	<div><div>EcoClean</div><div>Glass Touch Control</div><div>European Convection</div><div>Meat Probe</div><div>#1 Capacity</div><div>Fast Preheat</div></div>		
Features	<div><div>Appearance</div><div>– Contemporary Stainless Steel Design</div><div>– ClearTouch® Glass Control</div><div>– Retractable Controls for Sleek and Easy-to-Clean Design</div><div>– Flush-to-Cabinet Design</div><div>Capacity</div><div>– #1 in Capacity at 4.7 cu. ft.</div><div>– Double Oven for More Capacity and Cooking Flexibility</div><div>– Recessed Broil Element for Increased Capacity and Safety</div><div>– Hidden Bake Element for Increased Capacity</div><div>Convenience</div><div>– Amber-Colored Full Text Display</div><div>– Timer with Cook Time and Delay Start Function</div><div>– Extra-Large Door Window for Easy Monitoring of Cooking</div><div>– High-Quality, Self-cleaning Rack Supports</div><div>– Two Oven Lights to Better Monitor Cooking Progress</div><div>– Star-K Certified</div><div>Performance</div><div>– Genuine European Convection With ACS</div><div>– Speed Convection Saves up to 30% Time</div><div>– Fast Preheat Reduces Preheat Time to around 7 Minutes</div><div>– 14 Specialized Cooking Modes—Gourmet Cooking Made Easy</div><div>– Thermal Cooking with Bake, Broil and Roast in Lower Oven</div><div>– Custom Cooking Modes: Pizza, Pie, Warm and Proof</div><div>– Meat Probe Takes Guesswork Out of Cooking</div><div>– Recipe Mode Provides 30 Pre-Programmed Auto Settings</div><div>Efficiency</div><div>– EcoClean™ 2-Hour Self-Clean Cycle</div></div>		
Accessories	– HEZ1070 / 68895 30" Ball Bearing Telescopic Rack		

Model shown:
HBL3550UC
34908



30" Double

300 Series	Mfr. Model No.	Color	Lowe's Item No.
	– HBL3550UC	Stainless Steel	34908
	– HBL3560UC	Black	34913
	<div><div>EcoClean</div><div>Glass Touch Control</div><div>#1 Capacity</div></div>		
Features	<div><div>Appearance</div><div>– Contemporary Stainless Steel Design</div><div>– ClearTouch® Glass Control</div><div>– Dial Controls–Direct Access to Cooking Modes</div><div>– Flush-to-Cabinet Design</div><div>Capacity</div><div>– #1 in Capacity at 4.7 cu. ft.</div><div>– Double Oven for More Capacity and Cooking Flexibility</div><div>– Recessed Broil Element for Increased Capacity and Safety</div><div>– Hidden Bake Element for Increased Capacity</div><div>Convenience</div><div>– Amber-Colored LCD Display</div><div>– Timer with Cook Time Function</div><div>– LCD Preheat Monitor Shows Progress of Preheat Cycle</div><div>– Extra-Large Door Window for Easy Monitoring of Cooking</div><div>– High-Quality, Self-cleaning Rack Supports</div><div>Performance</div><div>– 10 Cooking Modes for Convenient Everyday Cooking</div><div>– Thermal Cooking with Bake, Broil and Roast in Lower Oven</div><div>– Recipe Mode Provides 30 Pre-Programmed Auto Settings</div><div>Efficiency</div><div>– EcoClean™ 2-Hour Self-Clean Cycle</div></div>		
Accessories	– HEZ1070 / 68895 30" Ball Bearing Telescopic Rack		

Model shown:
HBN5650UC
48572



27" Double

500 Series	Mfr. Model No.	Color	Lowe's Item No.
	— HBN5650UC	Stainless Steel	48572
	<div><div>EcoClean</div><div>Glass Touch Control</div><div>European Connection</div><div>Meat Probe</div><div>#1 Capacity</div><div>Fast Preheat</div></div>		
Features	<p>Appearance</p> <ul style="list-style-type: none">— Contemporary Stainless Steel Design— ClearTouch® Glass Control— Retractable Controls for Sleek and Easy-to-Clean Design— Flush-to-Cabinet Design <p>Capacity</p> <ul style="list-style-type: none">— #1 in Capacity at 4.2 cu. ft.— Double Oven for More Capacity and Cooking Flexibility— Recessed Broil Element for Increased Capacity and Safety— Hidden Bake Element for Increased Capacity <p>Convenience</p> <ul style="list-style-type: none">— Amber-Colored Full Text Display— Timer with Cook Time and Delay Start Function— Extra-Large Door Window for Easy Monitoring of Cooking— High-Quality, Self-cleaning Rack Supports— Two Oven Lights to Better Monitor Cooking Progress— Star-K Certified <p>Performance</p> <ul style="list-style-type: none">— Genuine European Convection With ACS— Speed Convection Saves up to 30% Time— Fast Preheat Reduces Preheat Time to around 7 Minutes— 14 Specialized Cooking Modes—Gourmet Cooking Made Easy— Thermal Cooking with Bake, Broil and Roast in Lower Oven— Custom Cooking Modes: Pizza, Pie, Warm and Proof— Meat Probe Takes Guesswork out of Cooking— Recipe Mode Provides 30 Pre-Programmed Auto Settings <p>Efficiency</p> <ul style="list-style-type: none">— EcoClean™ 2-Hour Self-Clean Cycle		
Accessories	— HEZ1077 / 68895 27" Ball Bearing Telescopic Rack		

Model shown:
HBN3550UC
46491



27" Double

300 Series	Mfr. Model No.	Color	Lowe's Item No.
	— HBN3550UC	Stainless Steel	46491
	<div><div>EcoClean</div><div>Glass Touch Control</div><div>#1 Capacity</div></div>		
Features	<div><div>Appearance</div><div>— Contemporary Stainless Steel Design</div><div>— ClearTouch® Glass Control</div><div>— Dial Controls—Direct Access to Cooking Modes</div><div>— Flush-to-Cabinet Design</div><div>Capacity</div><div>— #1 in Capacity at 4.2 cu. ft.</div><div>— Double Oven for More Capacity and Cooking Flexibility</div><div>— Recessed Broil Element for Increased Capacity and Safety</div><div>— Hidden Bake Element for Increased Capacity</div><div>Convenience</div><div>— Amber-Colored Full Text Display</div><div>— Amber-Colored LCD Display</div><div>— Timer with Cook Time Function</div><div>— LCD Preheat Monitor Shows Progress of Preheat Cycle</div><div>— Extra-Large Door Window for Easy Monitoring of Cooking</div><div>— High-Quality, Self-cleaning Rack Supports</div><div>Performance</div><div>— 10 Cooking Modes for Convenient Everyday Cooking</div><div>— Thermal Cooking with Bake, Broil and Roast in Lower Oven</div><div>Efficiency</div><div>— EcoClean™ 2-Hour Self-Clean Cycle</div></div>		
Accessories	— HEZ1077 / 68895 27" Ball Bearing Telescopic Rack		

Model shown:
HBL8450UC
16228









30" Single

800 Series	Mfr. Model No.	Color	Lowe's Item No.
	— HBL8450UC	Stainless Steel	16228
	<div><div>EcoClean</div><div>Glass Touch Control</div><div>European Convection</div><div>Meat Probe</div><div>#1 Capacity</div><div>Fast Preheat</div></div>		
Features	<p>Appearance</p> <ul style="list-style-type: none">— Contemporary Stainless Steel Design— ClearTouch® Glass Control— Touch Control Display— Flush-to-Cabinet Design <p>Capacity</p> <ul style="list-style-type: none">— #1 in Capacity at 4.7 cu. ft.— Recessed Broil Element for Increased Capacity and Safety— Hidden Bake Element for Increased Capacity <p>Convenience</p> <ul style="list-style-type: none">— Amber-Colored Full Text Display— Timer with Cook Time and Delay Start Function— Extra-Large Door Window for Easy Monitoring of Cooking— Full-extension Telescopic Rack for Convenient Handling— High-Quality, Self-cleaning Rack Supports— Halogen Lights Provide Superior Cavity Illumination— Star-K Certified <p>Performance</p> <ul style="list-style-type: none">— Genuine European Convection With ACS— Speed Convection Saves up to 30% Time— Fast Preheat Reduces Preheat Time to around 7 Minutes— 14 Specialized Cooking Modes—Gourmet Cooking Made Easy— Custom Cooking Modes: Pizza, Pie, Warm and Proof— Meat Probe Takes Guesswork out of Cooking— Automatic Temperature Conversion for Convection Cooking— Recipe Mode Provides 30 Pre-Programmed Auto Settings <p>Efficiency</p> <ul style="list-style-type: none">— EcoClean™ 2-Hour Self-Clean Cycle		
Accessories	— HEZ1070 / 68895 30" Ball Bearing Telescopic Rack		

Model shown:
HBL5450UC
13192



30" Single

500 Series	Mfr. Model No.	Color	Lowe's Item No.
	– HBL5450UC	Stainless Steel	13192
	– HBL5460UC	Black	13938
	– HBL5420UC	White	13191
	<div></div>		
Features	<p>Appearance</p> <ul style="list-style-type: none">– Contemporary Stainless Steel Design– ClearTouch® Glass Control– Retractable Controls for Sleek and Easy-to-Clean Design– Flush-to-Cabinet Design <p>Capacity</p> <ul style="list-style-type: none">– #1 in Capacity at 4.7 cu. ft.– Double Oven for More Capacity and Cooking Flexibility– Recessed Broil Element for Increased Capacity and Safety– Hidden Bake Element for Increased Capacity <p>Convenience</p> <ul style="list-style-type: none">– Amber-Colored Full Text Display– Timer with Cook Time and Delay Start Function– Extra-Large Door Window for Easy Monitoring of Cooking– High-Quality, Self-cleaning Rack Supports– Two Oven Lights to Better Monitor Cooking Progress– Star-K Certified <p>Performance</p> <ul style="list-style-type: none">– Genuine European Convection With ACS– Speed Convection Saves up to 30% Time– Fast Preheat Reduces Preheat Time to around 7 Minutes– 14 Specialized Cooking Modes—Gourmet Cooking Made Easy– Custom Cooking Modes: Pizza, Pie, Warm and Proof– Meat Probe Takes Guesswork out of Cooking– Recipe Mode Provides 30 Pre-Programmed Auto Settings <p>Efficiency</p> <ul style="list-style-type: none">– EcoClean™ 2-Hour Self-Clean Cycle		
Accessories	– HEZ1070 / 68895 30" Ball Bearing Telescopic Rack		

Model shown:
HBL3450UC
13137



30" Single

300 Series	Mfr. Model No.	Color	Lowe's Item No.
	– HBL3450UC	Stainless Steel	13137
	– HBL3460UC	Black	13189
	<div><div>EcoClean</div><div>Glass Touch Control</div><div>#1 Capacity</div></div>		
Features	<p>Appearance</p> <ul style="list-style-type: none">– Contemporary Stainless Steel Design– ClearTouch® Glass Control– Dial Controls–Direct Access to Cooking Modes– Flush-to-Cabinet Design <p>Capacity</p> <ul style="list-style-type: none">– #1 in Capacity at 4.7 cu. ft.– Recessed Broil Element for Increased Capacity and Safety– Hidden Bake Element for Increased Capacity <p>Convenience</p> <ul style="list-style-type: none">– Amber-Colored LCD Display– Timer with Cook Time Function– LCD Preheat Monitor Shows Progress of Preheat Cycle– Extra-Large Door Window for Easy Monitoring of Cooking– High-Quality, Self-cleaning Rack Supports <p>Performance</p> <ul style="list-style-type: none">– 10 Cooking Modes for Convenient Everyday Cooking <p>Efficiency</p> <ul style="list-style-type: none">– EcoClean™ 2-Hour Self-Clean Cycle		
Accessories	– HEZ1070 / 68895 30" Ball Bearing Telescopic Rack		

Model shown:
HBL3350UC
11996



30" Single

300 Series	Mfr. Model No.	Color	Lowe's Item No.
	— HBL3350UC	Stainless Steel	11996
	— HBL3360UC	Black	12873
	<div><div>EcoClean</div><div>Glass Touch Control</div><div>#1 Capacity</div></div>		
Features	<div><div>Appearance</div><div>— Contemporary Stainless Steel Design</div><div>— ClearTouch® Glass Control</div><div>— Dial Controls–Direct Access to Cooking Modes</div><div>— Flush-to-Cabinet Design</div><div>Capacity</div><div>— #1 in Capacity at 4.7 cu. ft.</div><div>— Recessed Broil Element for Increased Capacity and Safety</div><div>— Hidden Bake Element for Increased Capacity</div><div>Convenience</div><div>— Amber-Colored LCD Display</div><div>— Timer with Cook Time Function</div><div>— LCD Preheat Monitor Shows Progress of Preheat Cycle</div><div>— Extra-Large Door Window for Easy Monitoring of Cooking</div><div>— High-Quality, Self-cleaning Rack Supports</div><div>Performance</div><div>— 4 Cooking Modes for Convenient, Everyday Cooking Efficiency</div><div>Efficiency</div><div>— EcoClean™ 2-Hour Self-Clean Cycle</div></div>		
Accessories	— HEZ1070 / 68895 30" Ball Bearing Telescopic Rack		

Model shown:
HBN5450UC
27696






27" Single

500 Series	Mfr. Model No.	Color	Lowe's Item No.
	– HBN5450UC	Stainless Steel	27696
	<div><div>EcoClean</div><div>Glass Touch Control</div><div>European Connection</div><div>Meat Probe</div><div>#1 Capacity</div><div>Fast Preheat</div></div>		
Features	<p>Appearance</p> <ul style="list-style-type: none">– Contemporary Stainless Steel Design– ClearTouch® Glass Control– Retractable Controls for Sleek and Easy-to-Clean Design– Flush-to-Cabinet Design <p>Capacity</p> <ul style="list-style-type: none">– #1 in Capacity at 4.2 cu. ft.– Recessed Broil Element for Increased Capacity and Safety– Hidden Bake Element for Increased Capacity <p>Convenience</p> <ul style="list-style-type: none">– Amber-Colored Full Text Display– Timer with Cook Time and Delay Start Function– Extra-Large Door Window for Easy Monitoring of Cooking– High-Quality, Self-cleaning Rack Supports– Two Oven Lights to Better Monitor Cooking Progress– Star-K Certified <p>Performance</p> <ul style="list-style-type: none">– Genuine European Convection With ACS– Speed Convection Saves up to 30% Time– Fast Preheat Reduces Preheat Time to around 7 Minutes– 14 Specialized Cooking Modes—Gourmet Cooking Made Easy– Custom Cooking Modes: Pizza, Pie, Warm and Proof– Meat Probe Takes Guesswork out of Cooking– Recipe Mode Provides 30 Pre-Programmed Auto Settings <p>Efficiency</p> <ul style="list-style-type: none">– EcoClean™ 2-Hour Self-Clean Cycle		
Accessories	– HEZ1077 / 68895 27" Ball Bearing Telescopic Rack		

Model shown:
HBN3450UC
18807



27" Single

300 Series	Mfr. Model No.	Color	Item No.	
	– HBN3450UC	Stainless Steel	18807	
				
Features	<p>Appearance</p> <ul style="list-style-type: none">– Contemporary Stainless Steel Design– ClearTouch® Glass Control– Dial Controls–Direct Access to Cooking Modes– Flush-to-Cabinet Design <p>Capacity</p> <ul style="list-style-type: none">– #1 in Capacity at 4.2 cu. ft.– Recessed Broil Element for Increased Capacity and Safety– Hidden Bake Element for Increased Capacity <p>Convenience</p> <ul style="list-style-type: none">– Amber-Colored LCD Display– Timer with Cook Time Function– LCD Preheat Monitor Shows Progress of Preheat Cycle– Extra-Large Door Window for Easy Monitoring of Cooking– High-Quality, Self-cleaning Rack Supports <p>Performance</p> <ul style="list-style-type: none">– 10 Cooking Modes for Convenient Everyday Cooking Efficiency <p>Efficiency</p> <ul style="list-style-type: none">– EcoClean™ 2-Hour Self-Clean Cycle			
Accessories	– HEZ1077 / 68895 27" Ball Bearing Telescopic Rack			

Oven Colors

Bosch ovens are available in 27" or 30" sizes to fit any kitchen design.

Combo Oven



Stainless Steel
(HBL5750UC / **40503**
model shown)



Black
(HBL5760UC / **41979** model shown)



White
(HBL5720UC / **37580** model shown)

Double Oven



Stainless Steel
(HBL5650UC / **34918**
model shown)



Black
(HBL5660UC / **36784** model shown)



White
(HBL5620UC / **34917** model shown)

Single Oven



Stainless Steel
(HBL5450UC / **13192**
model shown)



Black
(HBL5460UC / **13938** color shown)






White
(HBL5420UC / **13191** model shown)

Microwave Ovens

Model shown:
HMB8050*
54027



Built-In



Convection	Mfr. Model No.	Color	Lowe's Item No.
	– HMB8050	Stainless Steel	54027
	– HMB8060	Black	54047
	– HMB8020	White	53907
	<div><div> Convection Microwave</div><div> 1000 Watt</div><div> Recipe Programs</div></div>		
Features	<div>Appearance<ul style="list-style-type: none">– Built-in Microwave Design–Matched for Use in Combination with Bosch Wall Oven– Contemporary Stainless Steel Design– Flush-to-Cabinet Design– ClearTouch® Glass Control– Available with 27" or 30" Trim Kit for Built-in InstallationCapacity<ul style="list-style-type: none">– 1.5 cu. ft. Stainless Steel Cavity– 15" Recessed Ceramic TurntableConvenience<ul style="list-style-type: none">– Amber-Colored LCD Display– Automatic Convection Bake for Cake and Pie– Keep Warm Program– Quick Min. Conveniently Adds Cooking Time with One Touch– Convenient Automatic Sensor Programs Simplify Cooking for Great Results Every Time– Smart Sensor Reheat Program Automatically Sets Cooking Power and Time Based on Serving Size– Timer with Cook Time and Delay Start FunctionPerformance<ul style="list-style-type: none">– Convection Bake for Even Baking of Smaller Items– Quick Defrost–Defrosts Foods such as Meat, Poultry and Seafood– Innovative Microwave Inverter Technology– More Even Cooking From Center to Crust– 1,000 W Microwave Power– Popcorn Program–Get Fully “Popped” Popcorn Simply by Entering the Bag Size– 10 Microwave Power Levels</div>		
Accessories	<ul style="list-style-type: none">– HMT8750 / 68895 Matching Built-In Trim Kit 27"– HMT8050 / 68895 Matching Built-In Trim Kit 30" Stainless Steel– HMT8060 / 68895 Matching Built-In Trim Kit 30" Black– HMT8020 / 68895 Matching Built-In Trim Kit 30" White		

* Model shown above includes Microwave and Microwave Trim Kit.
(Trim kit sold separately.)

Model shown:
HMB5050*
53167



Built-In

Traditional	Mfr. Model No.	Color	Lowe's Item No.
	— HMB5050	Stainless Steel	53167
	— HMB5060	Black	53178
	— HMB5020	White	53042
	 		
Features	<p>Appearance</p> <ul style="list-style-type: none"> — Built-in Microwave Design—Matched for Use in Combination with Bosch Wall Oven — Contemporary Stainless Steel Design — Flush-to-Cabinet Design — ClearTouch® Glass Control — Available with 27" or 30" Trim Kit for Built-in Installation <p>Capacity</p> <ul style="list-style-type: none"> — 2.1 cu. ft. Large Cavity — 16 ½" Recessed Glass Turntable <p>Convenience</p> <ul style="list-style-type: none"> — Amber-Colored LCD Display — Keep Warm Program — Quick Min. Conveniently Adds Cooking Time with One Touch — Convenient Automatic Sensor Programs Simplify Cooking for Great Results Every Time — Smart Sensor Reheat Program Automatically Sets Cooking Power and Time Based on Serving Size — Timer with Cook Time and Delay Start Function <p>Performance</p> <ul style="list-style-type: none"> — Beverages—Reheats One or Two Cups of Room Temperature Beverages Without Setting Power and Time — Quick Defrost—Defrosts Foods such as Meat, Poultry and Seafood — Innovative Microwave Inverter Technology—More Even Cooking From Center to Crust — 1,200 W Microwave Power — Popcorn Program—Get Fully “Popped” Popcorn Simply by Entering the Bag Size — 10 Microwave Power Levels 		
Accessories	<ul style="list-style-type: none"> — HMT8750 / 68895 Matching Built-In Trim Kit 27" — HMT8050 / 68895 Matching Built-In Trim Kit 30" Stainless Steel — HMT8060 / 68895 Matching Built-In Trim Kit 30" Black — HMT8020 / 68895 Matching Built-In Trim Kit 30" White 		

* Model shown above includes Microwave and Microwave Trim Kit.
(Trim kit sold separately.)

Microwave Oven Colors

Bosch built-in microwaves are available in 27" or 30" sizes to fit any kitchen design. See Trim Kit details below.

Convection



Stainless Steel
(HMB8050 / **54027**
model shown with
Trim Kit*)



Black
(HMB8060 / **54047** color shown)



White
(HMB8020 / **53907** color shown)

Traditional



Stainless Steel
(HMB5050 / **53167**
model shown with
Trim Kit*)



Black
(HMB5060 / **53178** color shown)



White
(HMB5020 / **53042** color shown)

Trim Kits (sold separately)

HMT8750 / **68895** Matching Built-In Trim Kit 27" Stainless Steel

HMT8050 / **68895** Matching Built-In Trim Kit 30" Stainless Steel

HMT8060 / **68895** Matching Built-In Trim Kit 30" Black



HMT8020 / **68895** Matching Built-In Trim Kit 30" White

Warming Drawers

Model shown:
HWD3050UC
51660





30"

Traditional	Mfr. Model No.	Color	Lowe's Item No.
	<ul style="list-style-type: none"> — HWD3050UC — HWD3060UC — HWD3020UC 	<ul style="list-style-type: none"> Stainless Steel Black White 	<ul style="list-style-type: none"> 51660 51664 51656
	<div>   </div>		
Features	<p>Appearance</p> <ul style="list-style-type: none"> — Built-in Warming Drawer Design—Matched for Use in Combination with Bosch Wall Oven — Flush-to-Cabinet Design — ClearTouch® Glass Control <p>Capacity</p> <ul style="list-style-type: none"> — 2 cu. ft. Large Cavity — Lower Side Walls Allow Easy Loading and Unloading of Drawer <p>Convenience</p> <ul style="list-style-type: none"> — Amber-Colored LCD Display — Sturdy Ball-Bearing Telescopic Rails for Smooth Opening — Moisture Selector to Adjust Humidity Level Inside the Drawer (e.g. “Moist” to keep a roast warm) — Star-K Certified — Automatic Shut-Off Function with Adjustable Timer <p>Performance</p> <ul style="list-style-type: none"> — 450 W Heating Element Concealed Below Drawer — Three Temperature Levels — Special Dough Proofing Mode 		

Model shown:
HWD27500UC
52922



27"

Traditional	Mfr. Model No.	Color	Lowe's Item No.	
	— HWD2750UC	Stainless Steel	52922	
				
Features	<div><div>Appearance</div><div>— Built-in Warming Drawer Design—Matched for Use in Combination with Bosch Wall Oven</div><div>— Flush-to-Cabinet Design</div><div>— ClearTouch® Glass Control</div><div>Capacity</div><div>— 1.8 cu. ft. Large Cavity</div><div>— Lower Side Walls Allow Easy Loading and Unloading of Drawer</div><div>Convenience</div><div>— Amber-Colored LCD Display</div><div>— Sturdy Ball-Bearing Telescopic Rails for Smooth Opening</div><div>— Moisture Selector to Adjust Humidity Level Inside the Drawer (e.g. “Moist” to keep a roast warm)</div><div>— Star-K Certified</div><div>— Automatic Shut-Off Function with Adjustable Timer</div><div>Performance</div><div>— 450 W Heating Element Concealed Below Drawer</div><div>— Three Temperature Levels</div><div>— Special Dough Proofing Mode</div></div>			

Warming Drawer Colors

**Stainless Steel**

(HWD3050UC / **51660** model shown)

**Black**

(HWD3060UC / **51664** model shown)

**White**

(HWD3020UC / **51656** model shown)

Cooktops



Induction cooktops

Induction cooktops are a revolutionary way of cooking that use the power of electromagnetic waves to quickly and efficiently turn the bottom of a pot into an active heating surface, rather than the cooktop. Induction cooktops use 60% less energy than cooking with gas and heat food over two times faster than electric cooktops.



Model shown: NGM8054UC / **300973**

Gas cooktops

To create a variety of dishes, you need a versatile cooktop. High-BTU-output burners deliver a range of flame settings, while a separate, low-output burner provides gentle simmering. The large knobs are easy to adjust to get the perfect flame. Multiple-size burners accommodate all cooking styles. And the burners' sealed, recessed design contains spills and makes cleanup easy.



Model shown: NET8654UC / **314504**



Electric cooktops

From the simple elegance of the ceramic-glass cooking surface to the exciting performance features, Bosch electric cooktops are the very image of understated sophistication for the kitchen. Whether you choose the refined touch-control models or the familiarity of our rotary-dial units, you'll find a model that suits your design aesthetic and cooking style.

Three brilliant ways to cook. One superior way to engineer them.

With gas, electric and induction cooktops, your Bosch kitchen design options have become limitless while the performance remains legendary. Gas provides perfect flame control, from 18,000 BTU to soft simmering. Electric offers sleek, contemporary Touch Controls. And our induction cooktops heat food over 50% faster than electric and use 60% less energy than gas.



Quality



SteelTouch™ Controls*

The controls—incredibly responsive and seamless with the sharp stainless steel design—make 17 different heat levels all accessible at the touch of a finger.



PreciseSelect™**

Easily change the heat level of the cooktop by selecting any of the 17 different levels. Get the beauty of touch controls with the ease of knobs.



Glass Touch Control*

This touch-sensitive control panel uses the most advanced technology on the market. It has a digital readout of the chosen power setting and residual heat indicator to prevent accidental injury.

Safety

ChildLock

Bosch induction cooktops take safety up a notch. The ChildLock function prevents the cooktop from being accidentally switched on.

Anti-Overflow system

Sensors in the glass can detect large spills or excessive overflow, automatically shut off the cooktop, and sound an alarm to alert you of the situation.

Automatic shut-off system

Safety comes first. So Bosch induction cooktops are designed to automatically switch off when the unit exceeds a maximum temperature limit.

Safe Start

This safety feature accurately distinguishes between pots or pans and smaller items like



utensils that may accidentally be left on the cooktop, and ensures that each cooking element will only heat up if a pot is detected on the cooking surface.



Clean Lock*

Clean Lock prevents unwanted changes to settings while you clean spill-overs.



AutoChef™*

A Bosch exclusive: Maintains exact frying temperature for perfect results and convenient, healthy, nutritional cooking. Nine cooking programs and four temperature settings are available for your convenience.



CountDown Timer*

The days of working over a hot stove are long gone, thanks to this ingenious function that allows you to pre-set a cooking time for each individual heating element. Now you can multi-task in the kitchen, and the cooktop will automatically shut off the individual cooking elements when their programmed time has expired.



Heat indicator

A light on the cooktop warns if surface is hot due to any residual heat from cooking vessel.

* Features may vary by model.



Model shown: NGM8654UC / 300965

Performance

30" five-burner gas cooktop*

The industry-leading 30" five-burner provides high performance and versatility in a 30" space.



SpeedBoost™*

For time savings as well as energy savings, Bosch induction cooktops equipped with SpeedBoost™ function can heat water twice as fast as a conventional ceramic cooktop.



Class-leading 11" element*

Conducting up to 4,400 watts of power, the 11" element on the 36" induction cooktops is the most powerful in its price class.



Automatic reignition*

The automatic reignition will generate a spark and reignite burner if the flame should go out from a draft.

Keep Warm function*

When this function is selected, it enables you to reduce the cooking power to as little as 3% of normal—much greater temperature control than conventional cooktops offer you. This brings the heat to a perfect level to keep meals warm, or to simmer soups.

* Features may vary by model.



PowerSim® burner*

This feature, available on our largest burner, uses a diffuser cap to output a large flame of up to 18,000 BTU for quick heating, and can gently simmer like a small burner.



OptiSim® burner*

This Bosch burner heats at a low BTU to delicately simmer even the most sensitive sauces or melt chocolate by evenly spreading the flame across the bottom of the pot to help prevent scorching.



Continuous grates*

These are the same types of grates found in professional kitchens, letting you slide and move pots off of an active burner or rearrange them without fear of tipping or spilling. They also give the cooktop a high-grade, quality appearance that really makes an impression.

PowerStart™*

This feature temporarily increases and holds the temperature at the most powerful setting. Then it gradually declines to your preset level. This reduces cooking time and offers the convenience of one-button operation.



Triple-element burners*

The burners are available in 6"/8"/12" configurations, and are designed to efficiently accommodate a wide variety of cookware without wasting energy unnecessarily.

Efficiency

PotSense™*

Bosch induction cooktops can detect if a pot is placed on a cooking element and automatically adjust the cooking field to the size of the pot bottom. This means no unneeded heat will escape to the sides of the pot, making your kitchen cooler, more energy-efficient, and safer.



* Features may vary by model.






Induction Cooktops

Model shown:
NIT8665UC
314500



FREE PAN
INCLUDED

36"

800 Series	Mfr. Model No.	Color	Lowe's Item No.
	—NIT8665UC	Black w/SS Trim	314500
	<div></div>		
Features	<p>Appearance</p> <ul style="list-style-type: none">— SteelTouch™ with PreciseSelect™— A Bosch Exclusive— High-end Front and Back Stainless Steel Strip for a Premium Look <p>Convenience</p> <ul style="list-style-type: none">— AutoChef™ Sensor—A Bosch Exclusive Maintains Exact Frying Temperature for Perfect Results and Convenience— Bosch-Recommended Pan Included—Excellent Heating Performance and Superior Cleanability, Dishwasher Safe, Works with Electric and Induction Cooktops. Also available as accessory: HEZ390230— PreciseSelect™—Direct Cooking Level Selection (17 Settings)— Countdown Timer—Built-in Timers for Each Element, Doubles as General-Purpose Kitchen Timer— Clean Lock—Prevents Unwanted Changing of Settings while Cleaning Spill-overs <p>Performance</p> <ul style="list-style-type: none">— Dual 11" Heating Elements with Powerful 4,400 watts—Most Powerful Induction Element in its Class.— SpeedBoost™—This Fast-heat Mode Boils Water Twice as Fast as Conventional Electric Cooktops <p>Safety</p> <ul style="list-style-type: none">— Overflow Detection—Sounds Alarm and Shuts off Cooktop in Case of an Overflow— ChildLock—Prevents the Cooktop from Being Accidentally Switched On, Locks Temperature Settings if in Use— SafeStart—Ensures that Element Only is Activated; Others Remain Off— Anti-Overheat System—Shuts Off Cooktop— 2-Level Heat Indicator—Warns if Cooktop is Warm or Hot <p>Efficiency</p> <ul style="list-style-type: none">— PotSense™—Automatically Adjusts Cooking Element to the Size of the Pan Bottom		
Accessories	<ul style="list-style-type: none">— HEZ390230* / 122548 10" AutoChef™ Pan— HEZ390220 / 122553 9" AutoChef™ Pan		






*Pan included in purchase with mail-in rebate.

Model shown:
NIT8065UC
314499



30"







800 Series	Mfr. Model No.	Color	Lowe's Item No.
	– NIT8065UC	Black w/SS Trim	314499
	    		
Features	<p>Appearance</p> <ul style="list-style-type: none">– SteelTouch™ with PreciseSelect™– A Bosch Exclusive– High-end Front and Back Stainless Steel Strip for a Premium Look <p>Convenience</p> <ul style="list-style-type: none">– AutoChef™ Sensor–A Bosch Exclusive. Maintains Exact Frying Temperature for Perfect Results and Convenience– Bosch-Recommended Pan Included–Excellent Heating Performance and Superior Cleanability, Dishwasher Safe, Works with Electric and Induction Cooktops, Also available as accessory: HEZ390230– PreciseSelect™–Direct Cooking Level Selection (17 Settings)– Countdown Timer–Built-in Timers for Each Element, Doubles as General-Purpose Kitchen Timer– Clean Lock–Prevents Unwanted Changing of Settings while Cleaning Spill-overs <p>Performance</p> <ul style="list-style-type: none">– 11" Heating Element with Powerful 3,600 watts– SpeedBoost™–This Fast-heat Mode Boils Water Twice as Fast as Conventional Electric Cooktops <p>Safety</p> <ul style="list-style-type: none">– Overflow Detection–Sounds Alarm and Shuts off Cooktop in Case of an Overflow– ChildLock–Prevents the Cooktop from Being Accidentally Switched On, Locks Temperature Settings if in Use– SafeStart–Ensures that Element Only is Activated; Others Remain Off– Anti-Overheat System–Shuts Off Cooktop– 2-Level Heat Indicator–Warns if Cooktop is Warm or Hot <p>Efficiency</p> <ul style="list-style-type: none">– PotSense™–Automatically Adjusts Cooking Element to the Size of the Pan Bottom		
Accessories	<ul style="list-style-type: none">– HEZ390230* / 122548 10" AutoChef™ Pan– HEZ390220 / 122553 9" AutoChef™ Pan– HEZ390210 / 122616 8" AutoChef™ Pan		

*Pan included in purchase with mail-in rebate.

Model shown:
NIT5665UC
314498



36"

500 Series	Mfr. Model No.	Color	Lowe's Item No.
	– NIT5665UC	Black w/SS Trim	314498
	<div><div> PreciseSelect</div><div> 11" Element</div><div> SpeedBoost</div><div> Clean Lock</div></div>		
Features	<p>Appearance</p> <ul style="list-style-type: none">– Sleek Touch Control Panel Offers a Choice of 17 Settings for Unprecedented Temperature Control with PreciseSelect™– Front and Back Stainless Steel Strip for a Premium Look <p>Convenience</p> <ul style="list-style-type: none">– Countdown Timer–Built-in Timers for Each Element, Doubles as General-Purpose Kitchen Timer– Clean Lock–Prevents Unwanted Changing of Settings while Cleaning Spill-overs <p>Performance</p> <ul style="list-style-type: none">– Dual 11" Heating Elements with Powerful 4,400 watts–Most Powerful Induction Element in its Class– SpeedBoost™–This Fast-heat Mode Boils Water Twice as Fast as Conventional Electric Cooktops <p>Safety</p> <ul style="list-style-type: none">– Overflow Detection–Sounds Alarm and Shuts off Cooktop in Case of an Overflow– ChildLock–Prevents the Cooktop from Being Accidentally Switched On, Locks Temperature Settings if in Use– SafeStart–Ensures that Element Only is Activated; Others Remain Off– Anti-Overheat System–Shuts Off Cooktop– 2-Level Heat Indicator–Warns if Cooktop is Warm or Hot <p>Efficiency</p> <ul style="list-style-type: none">– PotSense™–Automatically Adjusts Cooking Element to the Size of the Pan Bottom		

Model shown:
NIT5065UC
314497



30"

500 Series	Mfr. Model No.	Color	Lowe's Item No.
	— NIT5065UC	Black w/SS Trim	314497
	<div><div>Countdown Timer</div><div>PreciseSelect</div><div>11" Element</div><div>SpeedBoost</div><div>Clean Lock</div></div>		
Features	<p>Appearance</p> <ul style="list-style-type: none">— Sleek Touch Control Panel Offers a Choice of 17 Settings for Unprecedented Temperature Control with PreciseSelect™— Front and Back Stainless Steel Strip for a Premium Look <p>Convenience</p> <ul style="list-style-type: none">— Countdown Timer—Built-in Timers for Each Element. Doubles as General-Purpose Kitchen Timer— Clean Lock—Prevents Unwanted Changing of Settings while Cleaning Spill-overs <p>Performance</p> <ul style="list-style-type: none">— 11" Heating Element with Powerful 3,600 watts— SpeedBoost™—This Fast-heat Mode Boils Water Twice as Fast as Conventional Electric Cooktops <p>Safety</p> <ul style="list-style-type: none">— Overflow Detection—Sounds Alarm and Shuts off Cooktop in Case of an Overflow— ChildLock—Prevents the Cooktop from Being Accidentally Switched On, Locks Temperature Settings if in Use— SafeStart—Ensures that Element Only is Activated; Others Remain Off— Anti-Overheat System—Shuts Off Cooktop— 2-Level Heat Indicator—Warns if Cooktop is Warm or Hot <p>Efficiency</p> <ul style="list-style-type: none">— PotSense™—Automatically Adjusts Cooking Element to the Size of the Pan Bottom		

Model shown:
NIT3065UC
122529



30"






300 Series	Mfr. Model No.	Color	Lowe's Item No.
	– NIT3065UC	Black	122529
	<div><div>Countdown Timer</div><div>11" Element</div><div>SpeedBoost</div><div>Heat Indicator</div></div>		
Features	<p>Appearance</p> <ul style="list-style-type: none">– Touch Control +/-– Frameless Design <p>Convenience</p> <ul style="list-style-type: none">– CountDown Timer–Built-in Timers for Each Element, Doubles as General-Purpose Kitchen Timer– Residual Heat Indicator <p>Performance</p> <ul style="list-style-type: none">– 11" Heating Elements with Powerful 3,600 watts– SpeedBoost™–This Fast-heat Mode Boils Water Twice as Fast as Conventional Electric Cooktops <p>Safety</p> <ul style="list-style-type: none">– Overflow Detection–Sounds Alarm and Shuts off Cooktop in Case of an Overflow– ChildLock–Prevents the Cooktop from Being Accidentally Switched On, Locks Temperature Settings if in Use– SafeStart–Ensures that Element Only is Activated; Others Remain Off– Anti-Overheat System–Shuts Off Cooktop– 2-Level Heat Indicator–Warns if Cooktop is Warm or Hot <p>Efficiency</p> <ul style="list-style-type: none">– PotSense™–Automatically Adjusts Cooking Element to the Size of the Pan Bottom		

Gas Cooktops


Model shown:
NGM8654UC
300965



36"

800 Series	Mfr. Model No.	Color	Lowe's Item No.
	— NGM8654UC	Stainless Steel	300965
	<div><div> PowerSim</div><div> 17,000 BTU</div><div> Automatic Reignition</div><div> OptiSim</div><div> Continuous Grates</div></div>		
Features	<p>Appearance</p> <ul style="list-style-type: none">— Centralized Controls for Easy Use and More Intuitive Operation of Cooktop— Cooktop Design Coordinates with Bosch Wall Ovens— Low-Profile Design for a More Integrated Appearance— Heavy-Duty Metal Plated Knobs for a Quality Look and Feel <p>Convenience</p> <ul style="list-style-type: none">— Continuous Grates—Effortlessly Move Pots and Pans. Easy to Clean— Sealed Burners Prevent Spills From Entering the Burner Box— Push-to-Turn Knobs— Star-K Certified <p>Performance</p> <ul style="list-style-type: none">— Powerful 18,000-BTU Central Burner— OptiSim®—Simmer Delicate Sauces without Scorching— PowerSim™—Quick Heating with Large Flame or Gentle Simmering with a Diffuser Cap <p>Safety</p> <ul style="list-style-type: none">— Automatic Electronic Reignition—in Case Flame Goes Out, the Burner is Automatically Reignited		
Accessories	<p>— NEZ1054 / 300972 LP Conversion Kit — Required to convert all NGM cooktops to LP. Sold separately.</p>		

5-burner 30" cooktop




30"





Model shown:
NGM8054UC
300973

800 Series	Mfr. Model No.	Color	Lowe's Item No.
	— NGM8054UC	Stainless Steel	300973
	<div><div>PowerSim</div><div>16,000 BTU</div><div>Automatic Reignition</div><div>OptiSim</div><div>Continuous Grates</div></div>		
Features	<p>Appearance</p> <ul style="list-style-type: none">— Centralized Controls for Easy Use and More Intuitive Operation of Cooktop— Cooktop Design Coordinates with Bosch Wall Ovens— Low-Profile Design for a More Integrated Appearance— Heavy-Duty Metal Plated Knobs for a Quality Look and Feel <p>Convenience</p> <ul style="list-style-type: none">— Continuous Grates—Effortlessly Move Pots and Pans. Easy to Clean— Sealed Burners Prevent Spills From Entering the Burner Box— Push-to-Turn Knobs— Star-K Certified <p>Performance</p> <ul style="list-style-type: none">— Powerful 16,000-BTU Central Burner— OptiSim®—Simmer Delicate Sauces without Scorching— PowerSim™—Quick Heating with Large Flame or Gentle Simmering with a Diffuser Cap— Five Burner 30" Cooktop—Rare Feature. Same Versatility of 36" Cooktop in Compact 30" Format. For Kitchens Where Space is Limited <p>Safety</p> <ul style="list-style-type: none">— Automatic Electronic Reignition—in Case Flame Goes Out, the Burner is Automatically Reignited		
Accessories	— NEZ1054 / 300972 LP Conversion Kit — Required to convert all NGM cooktops to LP. Sold separately.		

Model shown:
NGM5654UC
300970







36"

500 Series	Mfr. Model No.	Color	Lowe's Item No.
	– NGM5654UC	Stainless Steel	300970
	– NGM5664UC	Black	300971
	– NGM5624UC	White	300969
	<div><div><div>16,000 BTU</div></div><div><div>Automatic Reignition</div></div><div><div>OptiSim</div></div><div><div>Continuous Grates</div></div></div>		
Features	<p>Appearance</p> <ul style="list-style-type: none">– Centralized Controls for Easy Use and More Intuitive Operation of Cooktop– Cooktop Design Coordinates with Bosch Wall Ovens– Low-Profile Design for a More Integrated Appearance– High-Quality, Color-Matched Knobs with Stainless Steel Bezel <p>Convenience</p> <ul style="list-style-type: none">– Continuous Grates–Effortlessly Move Pots and Pans, Easy to Clean– Sealed Burners Prevent Spills From Entering the Burner Box– Push-to-Turn Knobs– Star-K Certified <p>Performance</p> <ul style="list-style-type: none">– Powerful 16,000-BTU Central Burner– OptiSim®–Simmer Delicate Sauces without Scorching <p>Safety</p> <ul style="list-style-type: none">– Automatic Electronic Reignition–in Case Flame Goes Out, the Burner is Automatically Reignited		
Accessories	– NEZ1054 / 300972 LP Conversion Kit – Required to convert all NGM cooktops to LP. Sold separately.		

Model shown:
NGM5054UC
300967



30"

500 Series	Mfr. Model No.	Color	Lowe's Item No.
	– NGM5054UC	Stainless Steel	300967
	– NGM5064UC	Black	300968
	– NGM5024UC	White	300966
	<div><div></div><div></div><div></div><div></div></div>		
Features	<p>Appearance</p> <ul style="list-style-type: none">– Centralized Controls for Easy Use and More Intuitive Operation of Cooktop– Cooktop Design Coordinates with Bosch Wall Ovens– Low-Profile Design for a More Integrated Appearance– High Quality Color Matched Knobs with Stainless Steel Bezel <p>Convenience</p> <ul style="list-style-type: none">– Continuous Grates–Effortlessly Move Pots and Pans. Easy to Clean– Sealed Burners Prevent Spills From Entering the Burner Box– Push-to-Turn Knobs– Star-K Certified <p>Performance</p> <ul style="list-style-type: none">– Powerful 16,000-BTU Burner– OptiSim™–Simmer Delicate Sauces without Scorching <p>Safety</p> <ul style="list-style-type: none">– Automatic Electronic Reignition–in Case Flame Goes Out, the Burner is Automatically Reignited		
Accessories	– NEZ1054 / 300972 LP Conversion Kit – Required to convert all NGM cooktops to LP. Sold separately.		

Model shown:
NGM3654UC
127419



36"

300 Series	Mfr. Model No.	Color	Lowe's Item No.
	— NGM3654UC	Stainless Steel	127419



Features

Appearance

- Centralized Controls for Easy Use and More Intuitive Operation of Cooktop
- Cooktop Design Coordinates with Bosch Wall Ovens
- Low-Profile Design for a More Integrated Appearance
- High Quality Color Matched Knobs with Stainless Steel Bezel

Convenience

- Continuous Grates—Effortlessly Move Pots and Pans. Easy to Clean
- Sealed Burners Prevent Spills From Entering the Burner Box
- Push-to-Turn Knobs
- Star-K Certified

Performance

- Powerful 14,000 BTU Central Burner

Safety

- Automatic Electronic Reignition—In Case Flame Goes Out, the Burner is Automatically Reignited

Model shown:
NGM3054UC
125769



30"

300 Series	Mfr. Model No.	Color	Lowe's Item No.
	— NGM3054UC	Stainless Steel	125769



Features

Appearance

- Centralized Controls for Easy Use and More Intuitive Operation of Cooktop
- Cooktop Design Coordinates with Bosch Wall Ovens
- Low-Profile Design for a More Integrated Appearance
- High Quality Color Matched Knobs with Stainless Steel Bezel

Convenience

- Continuous Grates—Effortlessly Move Pots and Pans. Easy to Clean
- Sealed Burners Prevent Spills From Entering the Burner Box
- Push-to-Turn Knobs
- Star-K Certified

Performance

- Powerful 14,000 BTU Central Burner

Safety

- Automatic Electronic Reignition—In Case Flame Goes Out, the Burner is Automatically Reignited

Electric Cooktops

Model shown:
NET8654UC
314504



36"

800 Series	Mfr. Model No.	Color	Lowe's Item No.
	— NET8654UC	Stainless Steel	314504
	<div><div>AutoChef</div><div>SteelTouch</div><div>Countdown Timer</div><div>PreciseSelect</div><div>12" Triple Element</div><div>Clean Lock</div></div>		
Features	<div><div>Appearance</div><div>— SteelTouch™ with PreciseSelect™ — A Bosch Exclusive — High-end Front and Back Stainless Steel Strip for a Premium Look</div><div>Convenience</div><div>— AutoChef™ Sensor—A Bosch Exclusive. Maintains Exact Frying Temperature for Perfect Results and Convenience — Bosch-Recommended Pan Included—Excellent Heating Performance and Superior Cleanability, Dishwasher safe, Works with Electric and Induction Cooktops. Also available as accessory: HEZ390230 — Countdown Timer—Built-in Timers for Each Element. Doubles as General-Purpose Kitchen Timer — Clean Lock—Prevents Unwanted Changing of Settings while Cleaning Spill-Overs — Keep Warm Function Allows Meals to Remain Ready to Serve</div><div>Performance</div><div>— 3-Zone 12" Heating Element with Powerful 3,080 W Element. Three Heating Zone Sizes in One. Accommodates a Variety of Pan Sizes — Bridge Element Accommodates Oblong Pans and Multiple Diameter Sizes — Dual Element Offers the Capability to Use Multiple Pan Sizes — PowerStart™—Initial Maximum Power Output Quickly Heats Burner, then Automatically Decreases to Pre-selected Temperature</div><div>Safety</div><div>— 2-Level Heat Indicator—Warns if Cooktop is Warm or Hot — ChildLock—Prevents the Cooktop from Being Accidentally Switched on, Locks Temperature Settings if in Use</div></div>		
Accessories	— HEZ390230* / 122548 10" AutoChef™ Pan		







*Pan included in purchase with mail-in rebate.

Model shown:
NET8054UC
314503



FREE PAN
INCLUDED

30"

800 Series	Mfr. Model No.	Color	Lowe's Item No.
	— NET8054UC	Stainless Steel	314503
	     		
Features	<p>Appearance</p> <ul style="list-style-type: none"> — SteelTouch™ with PreciseSelect™ — A Bosch Exclusive — High-end Front and Back Stainless Steel Strip for a Premium Look <p>Convenience</p> <ul style="list-style-type: none"> — AutoChef™ Sensor—A Bosch Exclusive. Maintains Exact Frying Temperature for Perfect Results and Convenience — Bosch-Recommended Pan Included—Excellent Heating Performance and Superior Cleanability, Dishwasher safe, Works with Electric and Induction Cooktops. Also available as accessory: HEZ390230 — CountDown Timer—Built-in Timers for Each Element. Doubles as General-Purpose Kitchen Timer — Clean Lock—Prevents Unwanted Changing of Settings while Cleaning Spill-Over — Keep Warm Function Allows Meals to Remain Ready to Serve <p>Performance</p> <ul style="list-style-type: none"> — 3-Zone 12" Heating Element with Powerful 2,700 W Element. Three Heating Zone Sizes in One. Accommodates a Variety of Pan Sizes — Dual Element Offers the Capability to Use Multiple Pan Sizes — PowerStart™—Initial Maximum Power Output Quickly Heats Burner, then Automatically Decreases to Pre-selected Temperature <p>Safety</p> <ul style="list-style-type: none"> — 2-Level Heat Indicator—Warns if Cooktop is Warm or Hot — ChildLock—Prevents the Cooktop from Being Accidentally Switched on, Locks Temperature Settings if in Use 		
Accessories	— HEZ390230* / 122548 10" AutoChef™ Pan		

*Pan included in purchase with mail-in rebate.

Model shown:
NET5654UC
122531



36"

500 Series	Mfr. Model No.	Color	Lowe's Item No.
	— NET5654UC	Stainless Steel	122531
	<div><div>PreciseSelect</div><div>Bridge Element</div><div>Clean Lock</div><div>Heat Indicator</div></div>		
Features	<p>Appearance</p> <ul style="list-style-type: none">— Sleek Touch Control Panel Offers a Choice of 17 Settings for Unprecedented Temperature Control with PreciseSelect™— High-end Front and Back Stainless Steel Strip for a Premium Look <p>Convenience</p> <ul style="list-style-type: none">— Clean Lock—Prevents Unwanted Changing of Settings while Cleaning Spill-Overs— Keep Warm Function Allows Meals to Remain Ready to Serve <p>Performance</p> <ul style="list-style-type: none">— Bridge Element Accommodates Oblong Pans and Multiple Diameter Sizes— Dual Element Offers the Capability to Use Multiple Pan Sizes <p>Safety</p> <ul style="list-style-type: none">— 2-Level Heat Indicator—Warns if Cooktop is Warm or Hot— ChildLock—Prevents the Cooktop from Being Accidentally Switched on, Locks Temperature Settings if in Use		

Model shown:
NEM3664UC
314501







36"

300 Series	Mfr. Model No.	Color	Lowe's Item No.
	— NEM3664UC	Black	314501
	<div><div>Heat Indicator</div><div>Dual Element</div></div>		
Features	<p>Appearance</p> <ul style="list-style-type: none">— High Quality Black Knobs with a Stainless Steel Bezel <p>Performance</p> <ul style="list-style-type: none">— Dual Element Offers the Capability to Use Multiple Pan Sizes— Infinite Temperature Controls for Precision Cooking <p>Safety</p> <ul style="list-style-type: none">— Heat Indicator—Warns if Cooktop is Warm or Hot		

Model shown:
NET5054UC
314502





30"

500 Series	Mfr. Model No.	Color	Lowe's Item No.
	— NET5054UC	Stainless Steel	314502
	   		
Features	<p>Appearance</p> <ul style="list-style-type: none">— Sleek Touch Control Panel Offers a Choice of 17 Settings for Unprecedented Temperature Control with PreciseSelect™— High-end Front and Back Stainless Steel Strip for a Premium Look <p>Convenience</p> <ul style="list-style-type: none">— Clean Lock—Prevents Unwanted Changing of Settings while Cleaning Spill-Overs— Keep Warm Function Allows Meals to Remain Ready to Serve <p>Performance</p> <ul style="list-style-type: none">— Bridge Element Accommodates Oblong Pans and Multiple Diameter Sizes— Dual Element Offers the Capability to Use Multiple Pan Sizes— PowerStart™—Initial Maximum Power Output Quickly Heats Burner, then Automatically Decreases to Pre-selected Temperature <p>Safety</p> <ul style="list-style-type: none">— 2-Level Heat Indicator—Warns if Cooktop is Warm or Hot— ChildLock—Prevents the Cooktop from Being Accidentally Switched on, Locks Temperature Settings if in Use		

Model shown:
NEM3064UC
122524



30"

300 Series	Mfr. Model No.	Color	Lowe's Item No.
	— NEM3064UC	Black	122524
	 		
Features	<p>Appearance</p> <ul style="list-style-type: none">— High Quality Black Knobs with a Stainless Steel Bezel <p>Performance</p> <ul style="list-style-type: none">— Dual Element Offers the Capability to Use Multiple Pan Sizes— Infinite Temperature Controls for Precision Cooking <p>Safety</p> <ul style="list-style-type: none">— Heat Indicator—Warns if Cooktop is Warm or Hot		

Cooktop Colors

Bosch cooktops are available in 30" or 36" sizes to fit any kitchen design.

Induction

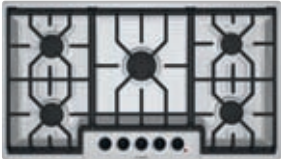


Black w/Stainless Steel Trim
(NIT8665UC / **314500**
model shown)



Black
(NIT3065UC / **122529**
model shown)

Gas



Stainless Steel
(NGM5654UC / **300970**
model shown)



Black
(NGM5664UC / **300971**
model shown)



White
(NGM5624UC / **300969**
model shown)

Electric



Black with Stainless Steel Trim
(NET8654UC / **314504**
model shown)



Black
(NEM3664UC / **314501**
model shown)



Ventilation



Model shown above: DPH30652UC / **173138**

Wall

Whether you prefer under-cabinet or chimney-style ventilation, we offer a complete line of stylish wall hoods with varying CFM levels so you can choose the one that is right for you.



Model shown: DKE9305AUC / **286592**



Model shown above: DIE165RUC / **192590**

Custom insert

Our flush-fitting custom insert hoods are designed with minimalist styling that makes them barely visible. And their powerfully quiet fans make them barely audible.

Island

Flaunting crisp lines and glass accents, our island hood offers an aesthetically pleasing, sophisticated design that matches the rest of your kitchen.

Downdraft

The perfect solution for very high ceilings, island installation or simply lack of space, our downdraft rises from behind your cooktop. A rise of over 13" allows for efficient capture of steam and smoke. Available recirculation kit allows venting through the toe-kick of the cabinet.

Model shown below: DHD3614UC / **300959**



Every meal now comes with a breath of fresh air.

Bosch's super-efficient, high-performance ventilation products literally freshen the air. Capable of up to 600 CFM, they quickly remove steam, odors, grease and smoke, without adding any distracting noise. As superbly designed as they are quiet, every Bosch ventilation system perfectly complements any Bosch cooktop or range.



Quality

Your meal should be memorable, not its odor. With Bosch's line of quiet, efficient, high-quality ventilation products, you can quickly remove steam, odors, grease and smoke, improving your home's overall air quality.

Performance

Steam, smoke, grease odors—nothing resists our efficient ventilation systems. With four-speed fans, dual blowers and a wide CFM range, you can adjust the fan to the desired amount of exhaust power. And all this power almost goes unnoticed because our hoods are also quiet. Extremely quiet.

Quietness

The sound you don't hear might just be cleaning your air. All of our ventilation products are designed to be extraordinarily quiet.






Under-Cabinet Wall Hood

Model shown:
DPH36352UC
198430






36" Pro-Style Wall Hood

800 Series	Mfr. Model No.	Color	Lowe's Item No.
	– DPH36652UC	Stainless Steel	173634
	 		
Features	<p>Appearance</p> <ul style="list-style-type: none">– Brushed Stainless Steel Finish– Professional Design <p>Convenience</p> <ul style="list-style-type: none">– Top or Rear Venting Options– 2 Incandescent Lights– Dishwasher-safe Mesh Filters– Recirculation Option Available– Easy-to-Use Controls <p>Performance</p> <ul style="list-style-type: none">– 600 CFM Blower Included– Quickly and Quietly Clears the Air of Smoke and Odor– Two Power Levels		
Accessories	– DRZ3652UC / 68895 Recirculation Kit – DHZ3052UC / 68895 Charcoal Filter		

Model shown:
DPH30352UC
197847







30" Pro-Style Wall Hood

800 Series	Mfr. Model No.	Color	Lowe's Item No.
	– DPH30652UC	Stainless Steel	173138
	 		
Features	<p>Appearance</p> <ul style="list-style-type: none">– Brushed Stainless Steel Finish– Professional Design <p>Convenience</p> <ul style="list-style-type: none">– Top or Rear Venting Options– 2 Incandescent Lights– Dishwasher-safe Mesh Filters– Recirculation Option Available– Easy-to-Use Controls <p>Performance</p> <ul style="list-style-type: none">– 600 CFM Blower Included– Quickly and Quietly Clears the Air of Smoke and Odor– Two Power Levels		
Accessories	– DRZ3052UC / 68895 Recirculation Kit – DHZ3052UC / 68895 Charcoal Filter		

Model shown:
DUH36252UC
201987







36" Under-Cabinet Wall Hood

500 Series	Mfr. Model No.	Color	Lowe's Item No.
	– DUH36252UC	Stainless Steel	201987
	  		
Features	<p>Appearance</p> <ul style="list-style-type: none"> – Brushed Stainless Steel Finish <p>Convenience</p> <ul style="list-style-type: none"> – Top or Rear Venting Options – 2 Halogen Lights – Dishwasher-safe Mesh Filters – Easy-to-Use Rotary Control – Ducted or Non-ducted Options <p>Performance</p> <ul style="list-style-type: none"> – 400 CFM Blower Included – Quickly and Quietly Clears the Air of Smoke and Odor – Four Power Levels 		
Accessories	– DHZ3602U / 68895	Charcoal Filter	

Model shown:
DUH30252UC
200675






30" Under-Cabinet Wall Hood

500 Series	Mfr. Model No.	Color	Lowe's Item No.
	– DUH30252UC	Stainless Steel	200675
	  		
Features	<p>Appearance</p> <ul style="list-style-type: none"> – Brushed Stainless Steel Finish <p>Convenience</p> <ul style="list-style-type: none"> – Top or Rear Venting Options – 2 Halogen Lights – Dishwasher-safe Mesh Filters – Easy-to-Use Rotary Control – Ducted or Non-ducted Options <p>Performance</p> <ul style="list-style-type: none"> – 400 CFM Blower Included – Quickly and Quietly Clears the Air of Smoke and Odor – Four Power Levels 		
Accessories	– DHZ3002UC / 68895	Charcoal Filter	

Model shown:
DUH36152UC
201984






36" Under-Cabinet Wall Hood

300 Series	Mfr. Model No.	Color	Lowe's Item No.
	– DUH36152UC	Stainless Steel	201984
	  280 CFM		
Features	<p>Appearance</p> <ul style="list-style-type: none">– Brushed Stainless Steel Finish <p>Convenience</p> <ul style="list-style-type: none">– Top or Rear Venting Options– 2 Incandescent Lights– Dishwasher-safe Mesh Filters– Ducted or Non-Ducted Options– Easy-to-Use Rotary Control <p>Performance</p> <ul style="list-style-type: none">– 280 CFM Blower Included– Quickly and Quietly Clears the Air of Smoke and Odor– Three Power Levels		
Accessories	DHZ3602UC / 68895	Charcoal Filter	

Model shown:
DUH30152UC
199394



30" Under-Cabinet Wall Hood





300 Series	Mfr. Model No.	Color	Lowe's Item No.
	– DUH30152UC	Stainless Steel	199394
	  280 CFM		
Features	<p>Appearance</p> <ul style="list-style-type: none">– Brushed Stainless Steel Finish <p>Convenience</p> <ul style="list-style-type: none">– Top or Rear Venting Options– 2 Incandescent Lights– Dishwasher-safe Mesh Filters– Easy-to-Use Rotary Control <p>Performance</p> <ul style="list-style-type: none">– 280 CFM Blower Included– Quickly and Quietly Clears the Air of Smoke and Odor– Three Power Levels		
Accessories	– DHZ3002U / 68895	Charcoal Filter	

Canopy Wall Hoods

Model shown:
DKE9665PUC
197685







36" Glass Canopy Wall Hood

800 Series	Mfr. Model No.	Color	Lowe's Item No.
	— DKE9665PUC	Stainless Steel	197685
	  		
Features	<p>Appearance</p> <ul style="list-style-type: none"> — Sophisticated Glass Canopy — Wall or Ceiling Mounted Chimney Hood — Brushed Stainless Steel Finish <p>Convenience</p> <ul style="list-style-type: none"> — Dishwasher-safe Mesh Filters — Seven-segment Digital Display — Recirculation Option Available — 2 Halogen Lights — Adjustable Chimney <p>Performance</p> <ul style="list-style-type: none"> — 600 CFM Blower Included — Whisper-quiet at 54 dBA — Quickly and Quietly Clears the Air of Smoke and Odor — Four Power Levels 		
Accessories	— DHZ9600UC — DRZ94UC	Chimney Extension Recirculation Kit	

Model shown:
DKE9605PUC
195305







30" Glass Canopy Wall Hood

800 Series	Mfr. Model No.	Color	Lowe's Item No.
	— DKE9605PUC	Stainless Steel	195305
	  		
Features	<p>Appearance</p> <ul style="list-style-type: none"> — Sophisticated Glass Canopy — Wall or Ceiling Mounted Chimney Hood — Brushed Stainless Steel Finish <p>Convenience</p> <ul style="list-style-type: none"> — Dishwasher-safe Mesh Filters — Seven-segment Digital Display — Recirculation Option Available — 2 Halogen Lights — Adjustable Chimney <p>Performance</p> <ul style="list-style-type: none"> — 600 CFM Blower Included — Whisper-quiet at 54 dBA — Quickly and Quietly Clears the Air of Smoke and Odor — Four Power Levels 		
Accessories	— DHZ9600UC — DRZ94UC	Chimney Extension Recirculation Kit	

Model shown:
DKE9465MUC
192612







36" Canopy Wall Hood

500 Series	Mfr. Model No.	Color	Lowe's Item No.
	— DKE9465MUC	Stainless Steel	192612
	<div><div> 53 dBA</div><div> 600 CFM</div><div> 2 Halogen Lights</div></div>		
Features	<p>Appearance</p> <ul style="list-style-type: none">— Brushed Stainless Steel Finish <p>Convenience</p> <ul style="list-style-type: none">— Dishwasher-safe Mesh Filters— Seven-segment Digital Display— Recirculation Option Available— 2 Halogen Lights— Adjustable Chimney <p>Performance</p> <ul style="list-style-type: none">— 600 CFM Blower Included— Whisper-quiet at 53 dBA— Quickly and Quietly Clears the Air of Smoke and Odor— Four Power Levels		
Accessories	— DHZ9600UC — DRZ94UC	Chimney Extension Recirculation Kit	

Model shown:
DKE9405MUC
192609





30" Canopy Wall Hood

500 Series	Mfr. Model No.	Color	Lowe's Item No.
	— DKE9405MUC	Stainless Steel	192609
	<div><div> 53 dBA</div><div> 600 CFM</div><div> 2 Halogen Lights</div></div>		
Features	<p>Appearance</p> <ul style="list-style-type: none">— Brushed Stainless Steel Finish <p>Convenience</p> <ul style="list-style-type: none">— Dishwasher-safe Mesh Filters— Seven-segment Digital Display— Recirculation Option Available— 2 Halogen Lights— Adjustable Chimney <p>Performance</p> <ul style="list-style-type: none">— 600 CFM Blower Included— Whisper-quiet at 53 dBA— Quickly and Quietly Clears the Air of Smoke and Odor— Four Power Levels		
Accessories	— DHZ9600UC — DRZ94UC	Chimney Extension Recirculation Kit	

Model shown:
DKE9365AUC
286593





36" Canopy Wall Hood

300 Series	Mfr. Model No.	Color	Lowe's Item No.
Item #	– DKE9365AUC	Stainless Steel	286593
			
Features	<p>Appearance</p> <ul style="list-style-type: none"> – Pyramid-style Canopy – Wall Mounted Chimney Hood – Brushed Stainless Steel Finish <p>Convenience</p> <ul style="list-style-type: none"> – Dishwasher-safe Mesh Filters – Slide-Switch Control – 2 Incandescent Lights – Adjustable Chimney <p>Performance</p> <ul style="list-style-type: none"> – 400 CFM Blower Included – Whisper-quiet at 58 dBA – Quickly and Quietly Clears the Air of Smoke and Odor – Three Power Levels 		
Accessories	– DHZ9300UC	Chimney Extension	

Model shown:
DKE9305AUC
286592







30" Pyramid-Style Canopy Hood

300 Series	Mfr. Model No.	Color	Lowe's Item No.
	– DKE9305AUC	Stainless Steel	286592
			
Features	<p>Appearance</p> <ul style="list-style-type: none"> – Pyramid-style Canopy – Wall Mounted Chimney Hood – Brushed Stainless Steel Finish <p>Convenience</p> <ul style="list-style-type: none"> – Dishwasher-safe Mesh Filters – Slide-Switch Control – 2 Incandescent Lights – Adjustable Chimney <p>Performance</p> <ul style="list-style-type: none"> – 400 CFM Blower Included – Whisper-quiet at 58 dBA – Quickly and Quietly Clears the Air of Smoke and Odor – Three Power Levels 		
Accessories	– DHZ9300UC	Chimney Extension	

Model shown:
DIE165RUC
192590



40"





Glass Canopy	Mfr. Model No.	Color	Lowe's Item No.
	— DIE165RUC	Stainless Steel	192590
	  		
Features	<p>Appearance</p> <ul style="list-style-type: none">— Sophisticated Glass Canopy— Ceiling Mounted Chimney Hood— Brushed Stainless Steel Finish <p>Convenience</p> <ul style="list-style-type: none">— 2 Control Panels for Easy Access from Around an Island— Dishwasher-safe Mesh Filters— Seven-segment Digital Display— 4 Halogen Lights with Dimmer— Adjustable Chimney <p>Performance</p> <ul style="list-style-type: none">— 600 CFM Blower Included— Additional Insulation for Extremely Quiet Operation— Quickly and Quietly Clears the Air of Smoke and Odor— Four Power Levels 		

Specialty Hoods

Model shown:
DHL755BUC
184983





29" For Applications up to 36"

Custom Insert	Mfr. Model No.	Color	Lowe's Item No.
	— DHL755BUC	Metallic	184983
	  		
Features	<p>Appearance</p> <ul style="list-style-type: none">— Wall or Island Installations—Up to 36" Wide <p>Convenience</p> <ul style="list-style-type: none">— Dishwasher-safe Mesh Filters— Slide-Switch Control— 2 Halogen Lights <p>Performance</p> <ul style="list-style-type: none">— 400 CFM Blower Included— Quickly and Quietly Clears the Air of Smoke and Odor— Four Power Levels 		

Model shown:
DHD3614UC
300959



36"




Downdraft	wMfr. Model No.	Color	Lowe's Item No.
	– DHD3614UC	Stainless Steel	300959
			
Features	<p>Appearance</p> <ul style="list-style-type: none">– Stands Over 13" Tall– Wall or Island Installations– Lowers Out of Sight When Not in Use <p>Convenience</p> <ul style="list-style-type: none">– Intake Area Captures Smoke, Odor, and Grease– Dishwasher-safe Mesh Filters– Full Face Mesh Filters– Use with an Integrated Duct Blower Left, Right, or Straight Down– Recirculation Option Also Available <p>Performance</p> <ul style="list-style-type: none">– 600 CFM Blower Options (Sold Separately)– Quickly and Quietly Clears the Air of Smoke and Odor– Three Power Levels		
Accessories	<ul style="list-style-type: none">– DHG601DUC / 68895– DHG6023UC / 184868– DHG6015DUC / 182275– DHDRM36UC / 300960– DHZDHR6 / 68895 <p>600 CFM Internal Blower 600 CFM Remote Blower 600 CFM In-line Blower Recirculation Module Transition for Remote and In-line Blowers Installation</p>		



Model shown:
DHD3014UC
300958



30"

Downdraft	Mfr. Model No.	Color	Lowe's Item No.
	– DHD3014UC	Metallic	300958
	 		
Features	<p>Appearance</p> <ul style="list-style-type: none">– Stands Over 13" Tall– Wall or Island Installations– Lowers Out of Sight When Not in Use <p>Convenience</p> <ul style="list-style-type: none">– Intake Area Captures Smoke, Odor, and Grease– Dishwasher-safe Mesh Filters– Full Face Mesh Filters– Use with an Integrated Duct Blower Left, Right, or Straight Down– Recirculation Option Also Available <p>Performance</p> <ul style="list-style-type: none">– 600 CFM Blower Options (Sold Separately)– Quickly and Quietly Clears the Air of Smoke and Odor– Three Power Levels		
Accessories	<ul style="list-style-type: none">– DHG601DUC / 68895 600 CFM Internal Blower– DHG6023UC / 184868 600 CFM Remote Blower– DHG6015DUC / 182275 600 CFM In-line Blower– DHDRM36UC / 300960 Recirculation Module– DHZDHR6 / 68895 Transition for Remote and In-line Blowers Installation 		

Ventilation Styles

Under-Cabinet Wall Hoods



Stainless Steel
(DPH36652 / **17634** model shown)



Stainless Steel
(DUH36152UC / **201984** model shown)


Canopy Wall Hoods



Glass / Stainless Steel
(DKE9665PUC / **197685** model shown)



Stainless Steel
(DKE9465MUC / **192612** model shown)



Stainless Steel
(DKE9365AUC / **286593** model shown)

Specialty Hoods



Metallic
(DHL755BUC / **184983** model shown)



Stainless Steel
(DHD3614UC / **300959** model shown)

Ovens

Dimensions and Installation

HBL/HBN Models

30"

Installation

A
B
C
D
Door Handle
Projection
E
F
G
H
K

30" Combo

50"
29 ¾"
23 ⅞"
22"
3"
49 ½"
28 ½"
24"
4 ¾" min
n/a

30" Double

51 ¾"
29 ¾"
23 ⅞"
22"
3"
51 ⅛"
28 ½"
24"
4 ¾" min
n/a

30" Single

29 ⅙"
29 ¾"
23 ⅞"
22"
3"
28 ¼"
28 ½"
24"
4 ¾" min
3"

27"

Installation

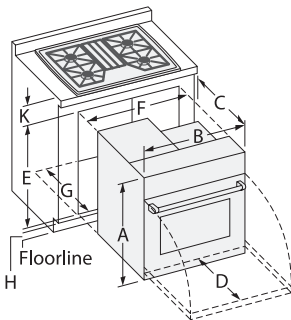
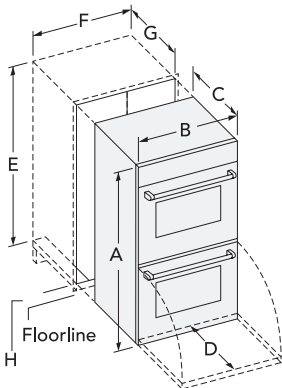
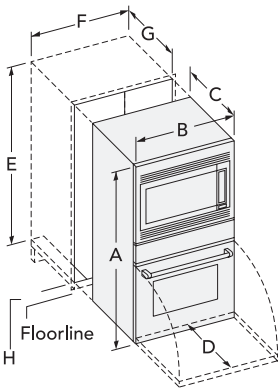
A
B
C
D
Door Handle
Projection
E
F
G
H
K

27" Double

51 ¾"
26 ¾"
23 ⅞"
22"
3"
51 ⅛"
25 ½"
24"
4 ¾" min
n/a

27" Single

29 ⅙"
26 ¾"
23 ⅞"
22"
3"
28 ¼"
25 ½"
24"
4 ¾" min
3"



Warming Drawers

Dimensions and Installation

HWC/HWD Models

Installation

A
B
C
D
E
F
G
M
H
K

HWC 30"

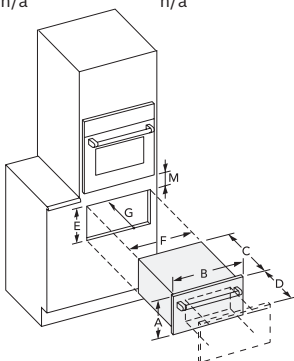
11 1/4"
29 3/4"
22 1/2"
22"
10"
28 1/2"
24"
1" min
4 3/4" min
n/a

HWD 30"

11 1/4"
29 3/4"
22 1/4"
20 1/2"
10 7/8"
28 3/8"
24"
1/2" min
4 3/4" min
n/a

HWD 27"

11 1/4"
26 3/4"
22 1/4"
20 1/2"
10 7/8"
25 3/8"
24"
1/2" min
4 3/4" min
3"



Microwaves

Dimensions and Installation

HMB Models

Installation

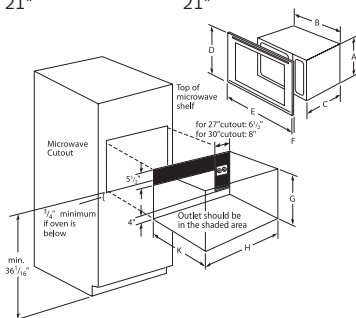
A
B
C
D
E for 27" Trim Kit
E for 30" Trim Kit
F
G
H for 27" Trim Kit
H for 30" Trim Kit
K

HMB80x0

14 13/16"
23 7/8"
19 5/16"
20 1/2"
26 3/4"
29 3/4"
1 1/2"
19 7/8"
25 7/16"
28 7/16"
21"

HMB50x0

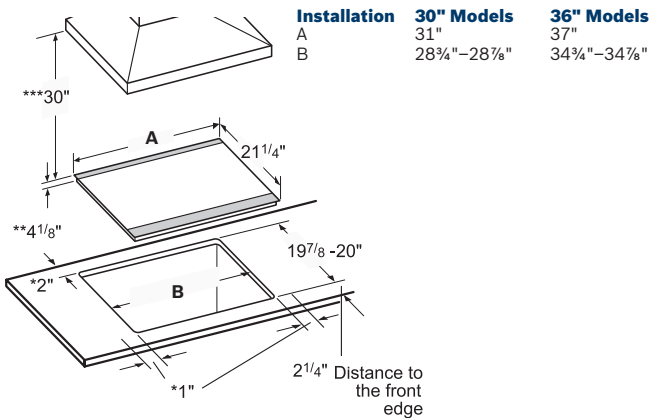
12 7/8"
23 7/8"
19 7/16"
20 1/2"
26 3/4"
29 3/4"
1 1/2"
19 7/8"
25 7/16"
28 7/16"
21"



Cooktops

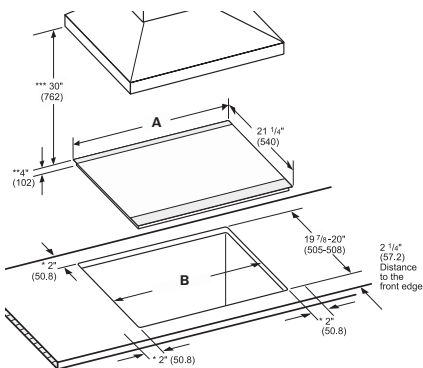
Dimensions and Installation

Induction—NIT Models



- * Minimum distance from the cooktop cutout to the wall
- ** Installed depth includes air clearance
- *** Minimum distance between surface of the cooktop and lower edge of the exhaust hood

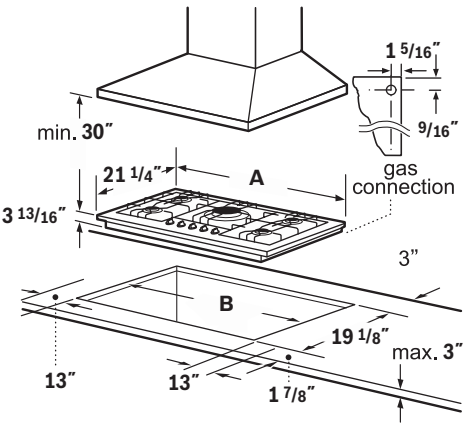
Electric—NEM/NET Models



Installation	30" Models	36" Models
A	31"	37"
B	28 3/4"–28 7/8"	34 3/4"–34 7/8"

Note: Dimensions are for planning only. For details, see installation manual, or visit www.bosch-home.com/us. Specifications subject to change without notice. For immediate installation dimensions by fax, call 1.925.284.3558. Use code #8317 for a directory of Bosch products. Also available online at dexpress.com.

Gas—NGM Models

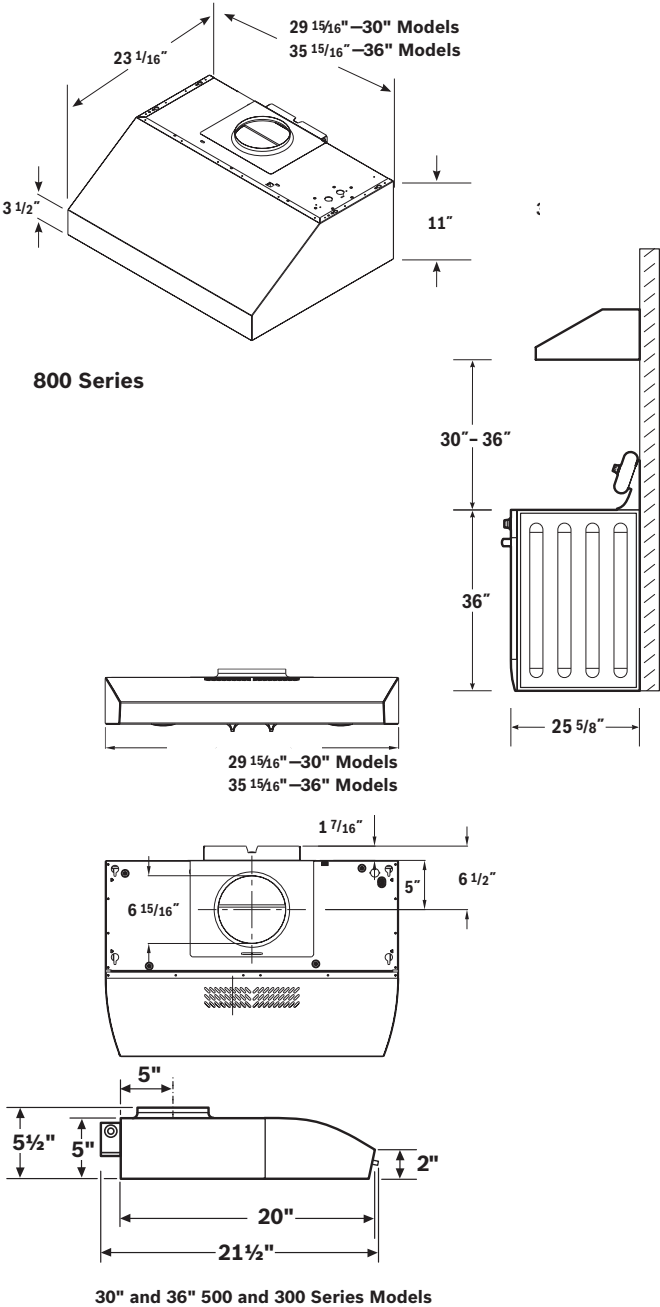


Installation	30" Models	36" Models
A	31"	37"
B	28 ¹⁵ / ₁₆ "	34 ¹⁵ / ₁₆ "

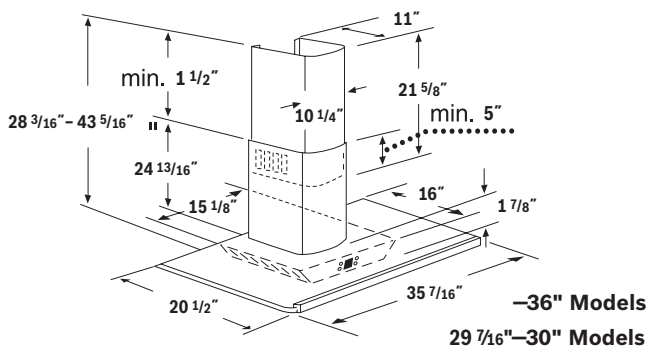
Ventilation

Dimensions and Installation

Under-Cabinet Wall Hoods

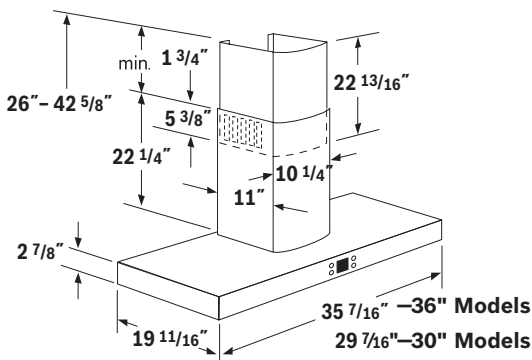
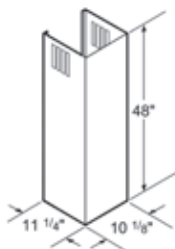


Canopy Wall Hoods



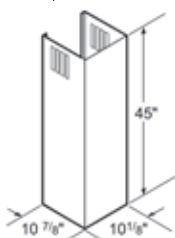
Canopy Extension

800 Series



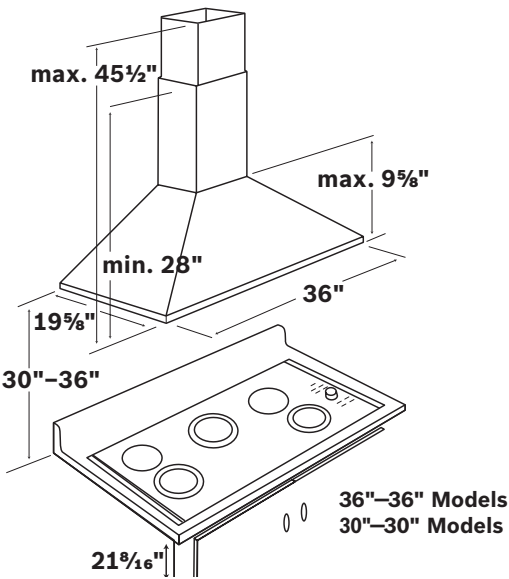
Canopy Extension

500 Series



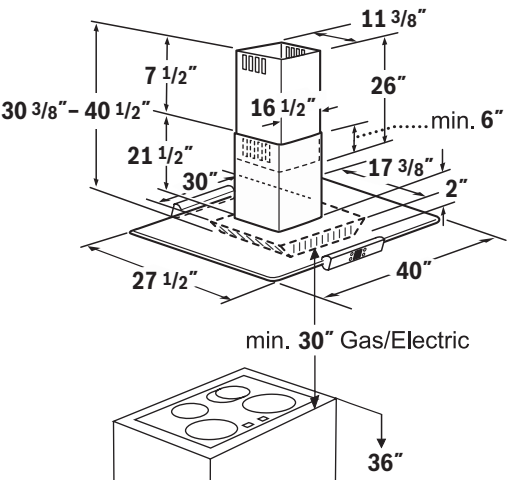
Note: Dimensions are for planning only. For details, see installation manual, or visit www.bosch-home.com/us. Specifications subject to change without notice. For immediate installation dimensions by fax, call 1.925.284.3558. Use code #8317 for a directory of Bosch products. Also available online at dexpross.com.

Chimney Wall Hoods



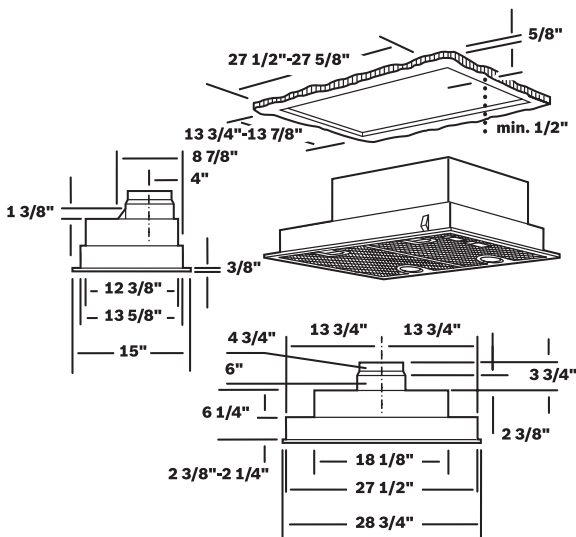
300 Series

Island and Custom Insert Hoods



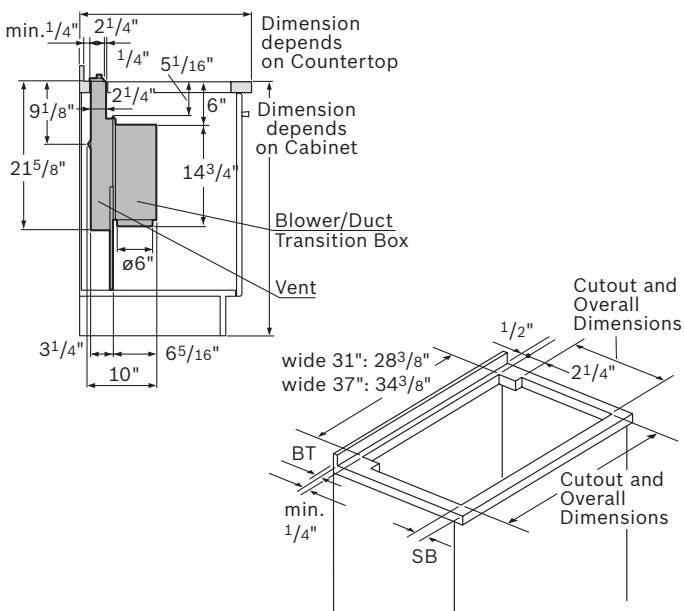
Glass Canopy Island Hood

Island and Custom Insert Hoods

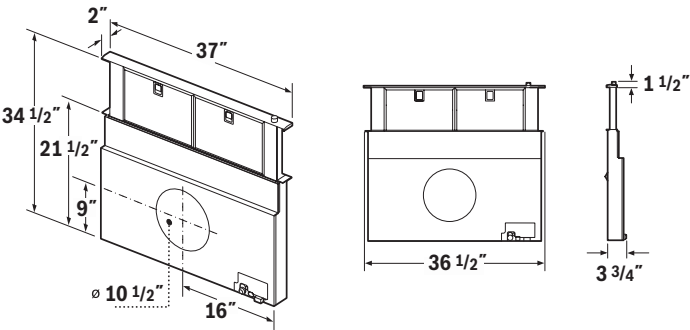


Custom Insert Hood

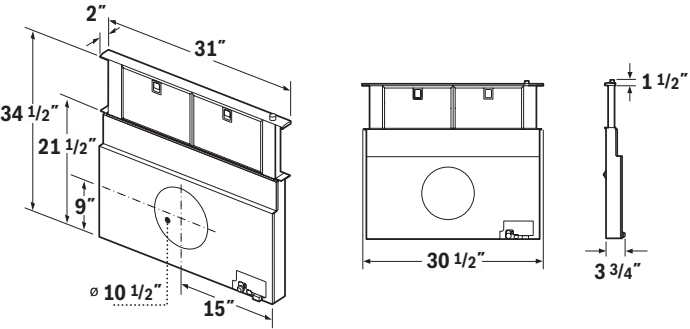
Downdraft



Downdraft



36" Downdraft



30" Downdraft

Bosch Product Line-up

Model Number	Description	Lowe's SOS No.	Lowe's Item No.
DHD3014UC	30" Specialty Series Downdraft System 14" Rise (Color: Stainless Steel)	300958	
DHD3614UC	36" Specialty Series Downdraft System 14" Rise (Color: Stainless Steel)	300959	
DHDRM36UC	Downdraft Recirculation Module	300960	
DHG6015DUC	600 CFM In-Line Blower	182275	
DHG601DUC	600 CFM Internal Blower, DHD2	68895	
DHG6023UC	600 CFM Remote Blower	184868	
DHL755BUC	29" Custom Hood Insert (Color: Metallic)	184983	
DHZ3002UC	Charcoal filter Kit - 30" DUH Series	68895	
DHZ3052UC	Charcoal filter Kit - 30" and 36" DPH Series	68895	
DHZ3602UC	Charcoal filter Kit - 36" DUH Series	68895	
DHZDHR6	Transition, 6", Downdraft Remote	68895	
DIE165RUC	40" Island Hood with Glass Canopy (Color: Stainless Steel)	192590	
DKE9305AUC	30"Chimney Style Hood (Color: Stainless Steel)	286592	
DKE9365AUC	36"Chimney Style Hood (Color: Stainless Steel)	286593	
DKE9405MUC	30" Box-style Chimney Wall Hood (Color: Stainless Steel)	192609	
DKE9465MUC	36" Box-style Chimney Wall Hood (Color: Stainless Steel)	192612	
DKE9605PUC	30" Chimney Wall Hood with Glass Canopy (Color: Stainless Steel)	195305	
DKE9665PUC	36" Chimney Wall Hood with Glass Canopy (Color: Stainless Steel)	197685	
DPH30652UC	30" Pro Style Wall Hood (Color: Stainless Steel)	173138	
DPH36652UC	36" Pro Style Wall Hood (Color: Stainless Steel)	173634	
DRZ3052UC	30" DPH Series Recirculation Kit	68895	
DRZ3652UC	36" DPH Series Recirculation Kit	68895	
DUH30152UC	30" Hood - 280 CFM (Color: Stainless Steel)	199394	
DUH30252UC	30" Hood - 400 CFM (Color: Stainless Steel)	200675	
DUH36152UC	36" Hood - 280 CFM (Color: Stainless Steel)	201984	
DUH36252UC	36" Hood - 400 CFM (Color: Stainless Steel)	201987	
HBL3350UC	30" 300 Series Single Oven (Color: Stainless Steel)	11996	
HBL3360UC	30" 300 Series Single Oven (Color: Black)	12873	
HBL3450UC	30" 300 Series Single Oven (Color: Stainless Steel)	13137	
HBL3460UC	30" 300 Series Single Oven (Color: Black)	13189	
HBL3550UC	30" 300 Series Double Oven (Color: Stainless Steel)	34908	
HBL3560UC	30" 300 Series Double Oven (Color: Black)	34913	
HBL5420UC	30" 500 Series Single Oven (Color: White)	13191	
HBL5450UC	30" 500 Series Single Oven (Color: Stainless Steel)	13192	274706
HBL5460UC	30" 500 Series Single Oven (Color: Black)	13938	

Model Number	Description	Lowe's SOS No.	Lowe's Item No.
HBL5620UC	30" 500 Series Double Oven (Color: White)	34917	
HBL5650UC	30" 500 Series Double Oven (Color: Stainless Steel)	34918	
HBL5660UC	30" 500 Series Double Oven (Color: Black)	36784	
HBL5720UC	30" 500 Series Combination Oven (Color: White)	37580	
HBL5750UC	30" 500 Series Combination Oven (Color: Stainless Steel)	40503	96683
HBL5760UC	30" 500 Series Combination Oven (Color: Black)	41979	
HBL8450UC	30" 800 Series Single Oven (Color: Stainless Steel)	16228	
HBL8650UC	30" 800 Series Double Oven (Color: Stainless Steel)	44728	274692
HBL8750UC	30" 800 Series Combination Oven (Color: Stainless Steel)	45083	
HBN3450UC	27" 300 Series Single Oven (Color: Stainless Steel)	18807	
HBN3550UC	27" 300 Series Double Oven (Color: Stainless Steel)	46491	
HBN5450UC	27" 500 Series Single Oven (Color: Stainless Steel)	27696	
HBN5650UC	27" 500 Series Double Oven (Color: Stainless Steel)	48572	
HEZ1070	30" Telescopic Rack	68895	
HEZ1077	27" Telescopic Rack	68895	
HEZ1090	LP Kit Bosch 300 & 500 Series Ranges	124845	
HEZ390210	8" Pan for 6" Element Induction, Electric, approved for AutoChef™	122616	
HEZ390220	9" Pan for 7" Element Induction, Electric, approved for AutoChef™	122553	
HEZ390230	10" Pan for 9" or 8" Element Induction, Electric, approved for AutoChef™	122548	
HMB5020	500 series Microwave (Color: White)	53042	
HMB5050	500 series Microwave (Color: Stainless Steel)	53167	
HMB5060	500 series Microwave (Color: Black)	53178	
HMB8020	800 series Convection Microwave (Color: White)	53907	
HMB8050	800 series Convection Microwave (Color: Stainless Steel)	54027	
HMB8060	800 series Convection Microwave (Color: Black)	54047	
HMT5020	30" Microwave Trim Kit (Color: White)	68895	
HMT5050	30" Microwave Trim Kit (Color: Stainless Steel)	68895	
HMT5060	30" Microwave Trim Kit (Color: Black)	68895	
HMT5750	27" Microwave Trim Kit (Color: Stainless Steel)	68895	
HMT8020	30" Convection Microwave Trim Kit (Color: White)	68895	
HMT8050	30" Convection Microwave Trim Kit (Color: Stainless Steel)	68895	
HMT8060	30" Convection Microwave Trim Kit (Color: Black)	68895	
HMT8750	27" Convection Microwave Trim Kit (Color: Stainless Steel)	68895	

Model Number	Description	Lowe's SOS No.	Lowe's Item No.
HWD2750UC	27" Warming Drawer (Color: Stainless Steel)	52922	
HWD3020UC	30" Warming Drawer (Color: White)	51656	
HWD3050UC	30" Warming Drawer (Color: Stainless Steel)	51660	11929
HWD3060UC	30" Warming Drawer (Color: Black)	51664	
NEM3064UC	30" 300 Series 4 Element Electric Cooktop (Color: Black)	122524	
NEM3664UC	36" 300 Series 5 Element Electric Cooktop (Color: Black)	314501	
NET5054UC	30" 500 Series 4 Element Electric Cooktop (Color: Stainless Steel Trim)	314502	
NET5654UC	36" 500 Series 5 Element Electric Cooktop (Color: Stainless Steel Frame)	122531	
NET8054UC	30" 800 Series 4 Element Electric Cooktop (Color: Stainless Steel Trim)	314503	
NET8654UC	36" 800 Series 5 Element Electric Cooktop (Color: Stainless Steel Frame)	314504	
NEZ1054	LP Conversion - NGM Gas Cooktop	300972	
NGM3054UC	30" 300 Series 4 Burner Gas Cooktop (Color: Stainless Steel)	125769	
NGM3654UC	36" 300 Series 5 Burner Gas Cooktop (Color: Stainless Steel)	127419	
NGM5024UC	30" 500 Series 4 Burner Gas Cooktop (Color: White)	300966	
NGM5054UC	30" 500 Series 4 Burner Gas Cooktop (Color: Stainless Steel)	300967	
NGM5064UC	30" 500 Series 4 Burner Gas Cooktop (Color: Black)	300968	
NGM5624UC	36" 500 Series 5 Burner Gas Cooktop (Color: White)	300969	
NGM5654UC	36" 500 Series 5 Burner Gas Cooktop (Color: Stainless Steel)	300970	
NGM5664UC	36" 500 Series 5 Burner Gas Cooktop (Color: Black)	300971	
NGM8054UC	30" 800 Series 5 Burner Gas Cooktop (Color: Stainless Steel)	300973	
NGM8654UC	36" 800 Series 5 Burner Gas Cooktop (Color: Stainless Steel)	300965	
NIT3065UC	30" Induction Cooktop 300 Series (Color: Black)	122529	
NIT5065UC	30" Induction Cooktop 500 Series Touch Control (Color: Black with Stainless Trim)	314497	
NIT5665UC	36" Induction Cooktop 500 Series Touch Control (Color: Black with Stainless Steel Trim)	314498	
NIT8065UC	30" Induction Cooktop 800 Series SteelTouch™ Control (Color: Black with Stainless Steel Trim)	314499	
NIT8665UC	36" Induction Cooktop 800 Series SteelTouch™ Control (Color: Black with Stainless Trim)	314500	

A passion for efficiency, rewarded.

Bosch efficiently focuses on what matters most — quality and responsibility.



Bosch Home Appliances

1.800.944.2904

www.bosch-home.com/us



BOSCH

Invented for life



©2012 BSH Home Appliances Corporation. ©2012 BSH Home Appliances Ltd.
All rights reserved. Bosch is a registered trademark of Robert Bosch GmbH.
All information presented herein is based on data available at the time of printing
and is subject to change without notice.



www.lowes.com/bosch

NEVER STOP
IMPROVING™