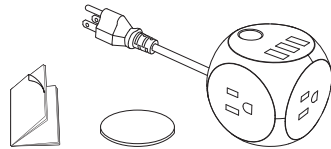


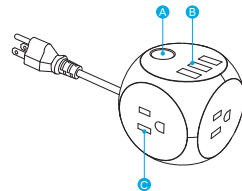
Welcome Guide

PowerPort Cube

What's in the Box



Overview

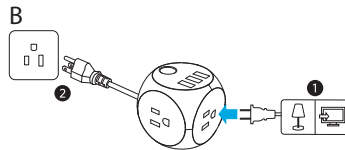
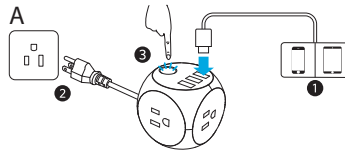


- A On/Off switch (for USB output only) C AC outlet
B USB output

►1

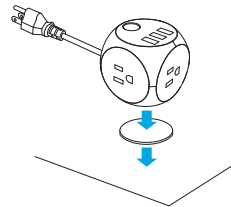
To use the USB charging function, press the On/Off switch when PowerPort Cube is connected to a power source.

Using Your PowerPort Cube



►2

Using the Adhesive Strip



If necessary, you can use the adhesive strip to affix PowerPort Cube onto a surface.

Specifications

AC Input	125V AC 60Hz 10A
AC Output	125V AC 60Hz 10A 1250W
USB Output	5V = 3.6A (2.4A Max Each Port)
Size	62 x 62 x 62 mm / 2.4 x 2.4 x 2.4 in
Weight	284 g / 357 g / 405 g / 10 oz / 12.9 oz / 14.2 oz
Cable Length	5ft / 8ft/ 10ft (Cable length varies depending on the product)

►3

Safety

- Do not connect PowerPort Cube to an ungrounded outlet.
- Do not use with extension cords.
- Do not exceed electrical ratings.
- Use in dry locations and indoors only.
- Keep PowerPort Cube away from heat-emitting appliances such as radiators.
- Keep children away from PowerPort Cube.

FCC Statement

This device complies with Part 15 of the FCC Rules. Operation is subject to the following two conditions: (1) This device may not cause harmful interference, and (2) this device must accept any interference received, including interference that may cause undesired operation.

Warning: Changes or modifications not expressly approved by the party responsible for compliance could void the user's authority to operate the equipment.

►4



Product Number A2763 رقم المنتج
Power Strip
51005002733 V01

Note: This equipment has been tested and found to comply with the limits for a Class B digital device, pursuant to Part 15 of the FCC Rules. These limits are designed to provide reasonable protection against harmful interference in a residential installation.

This equipment generates, uses, and can radiate radio frequency energy and, if not installed and used in accordance with the instructions, may cause harmful interference to radio communications. However, there is no guarantee that interference will not occur in a particular installation. If this equipment does cause harmful interference to radio or television reception, which can be determined by turning the equipment off and on, the user is encouraged to try to correct the interference by one or more of the following measures:

- (1) Reorient or relocate the receiving antenna.
- (2) Increase the separation between the equipment and receiver.
- (3) Connect the equipment into an outlet on a circuit different from that to which the receiver is connected.
- (4) Consult the dealer or an experienced radio / TV technician for help.

The following importer is the responsible party.
Company Name: Fantasia Trading LLC
Address: 5350 Ontario Mills Pkwy, Suite 100, Ontario, CA 91764
Telephone: 1-800-988-7973

Anker Innovations Limited
Room 1318-19, Hollywood Plaza, 610 Nathan Road, Mongkok, Kowloon, Hong Kong

ISED Compliance Statement

This device contains licence-exempt transmitter(s)/receiver(s) that comply with Innovation, Science and Economic Development Canada's licence-exempt RSS(s). Operation is subject to the following two conditions:

1. This device may not cause interference.
 2. This device must accept any interference, including interference that may cause undesired operation of the device.
- Cet équipement est conforme aux limites d'exposition aux radiations FCC/IC établies pour un environnement non contrôlé. Cet équipement doit être installé et utilisé avec une distance minimale de 20 cm entre le radiateur et votre corps. L'émetteur/récepteur exempt de licence contenu dans le présent appareil est conforme aux CNR d'Innovation, Sciences et Développement économique Canada applicables aux appareils radio exempts de licence. L'exploitation est autorisée aux deux conditions suivantes :

1. L'appareil ne doit pas produire de brouillage;
2. L'appareil doit accepter tout brouillage radioélectrique subi, même si le brouillage est susceptible d'en compromettre le fonctionnement.

Customer Service



18-month limited warranty



Lifetime technical support



support@anker.com



(US) +1 (800) 988 7973 Mon-Fri 9:00am - 5:00pm (PT)
(UK) +44 (0) 1604 936200 Mon-Fri 6:00 - 11:00 (GMT)
(DE) +49 (0) 69 9579 7960 Mon-Fri 6:00 - 11:00
(中国) +86 400 0550 036 周一至周五 9:00 - 17:30
(日本) +81 03 4455 7823 月 - 金 9:00 - 17:00

For FAQs and more information, please visit:



anker.com/support



@Anker
@Anker Japan
@Anker Deutschland



@AnkerOfficial
@Anker_JP



@Anker