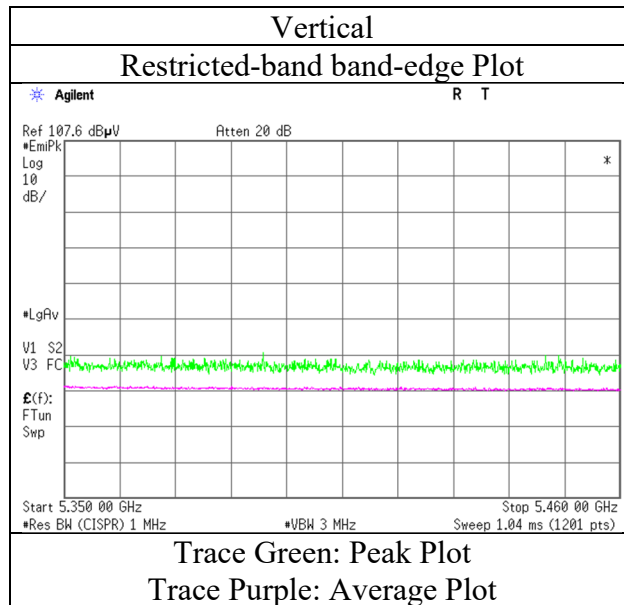
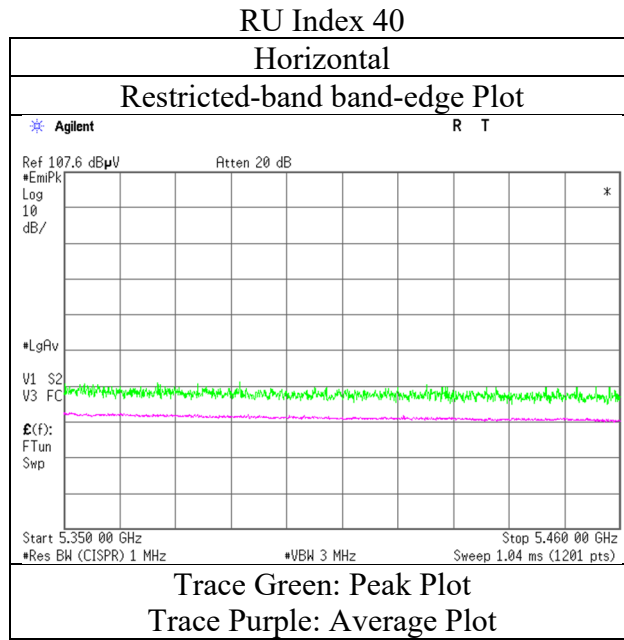


Radiated Spurious Emission

Test place	Ise EMC Lab.
Semi Anechoic Chamber	No.2
Date	January 28, 2022
Temperature / Humidity	25 deg. C / 44 % RH
Engineer	Yuta Moriya (1 GHz - 10 GHz)
Mode	Tx 11ax-20 5320 MHz (52-tone RU)



* The measurement was conducted for a sufficiently long enough time to detect any possible spurious emissions. Final result of restricted band edge was shown in tabular data.

Radiated Spurious Emission

Test place	Ise EMC Lab.
Semi Anechoic Chamber	No.2
Date	January 28, 2022
Temperature / Humidity	25 deg. C / 44 % RH
Engineer	Yuta Moriya (1 GHz - 10 GHz)
Mode	Tx 11ax-20 5320 MHz (106-tone RU)

RU Index 54

Polarity [Hori/Vert]	Frequency [MHz]	Reading (QP / PK) [dBuV]	Reading (AV) [dBuV]	Ant. Factor [dB/m]	Loss [dB]	Gain [dB]	Duty Factor [dB]	Result (QP / PK) [dBuV/m]	Result (AV) [dBuV/m]	Limit (QP / PK) [dBuV/m]	Limit (AV) [dBuV/m]	Margin (QP / PK) [dB]	Margin (AV) [dB]	Remark
Hori.	5350.0	50.4	42.5	31.6	5.5	33.6	0.3	53.8	46.2	73.9	53.9	20.1	7.7	*1)
Vert.	5350.0	48.1	39.4	31.6	5.5	33.6	0.3	51.5	43.2	73.9	53.9	22.4	10.7	*1)

Result (QP / PK) = Reading + Ant Factor + Loss (Cable+Attenuator+Filter+Distance factor(above 1 GHz)) - Gain(Amplifier)

Result (AV)= Reading + Ant Factor + Loss (Cable+Attenuator+Filter+Distance factor(above 1 GHz)) - Gain(Amplifier) + Duty factor

*Other frequency noises omitted in this report were not seen or had enough margin (more than 20 dB).

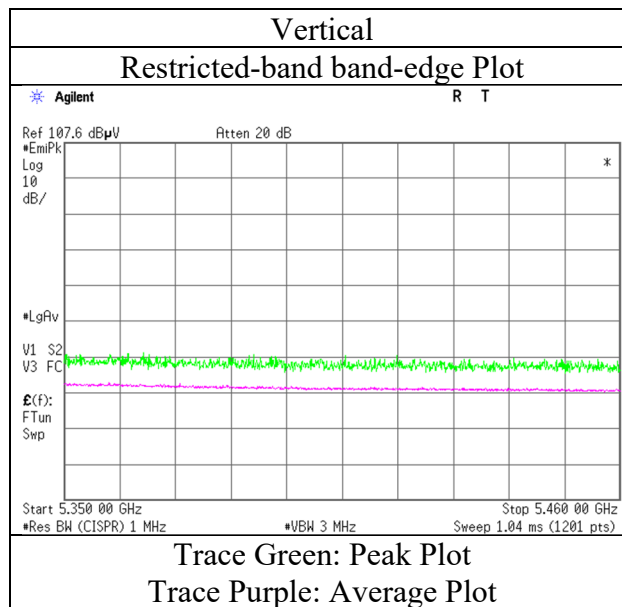
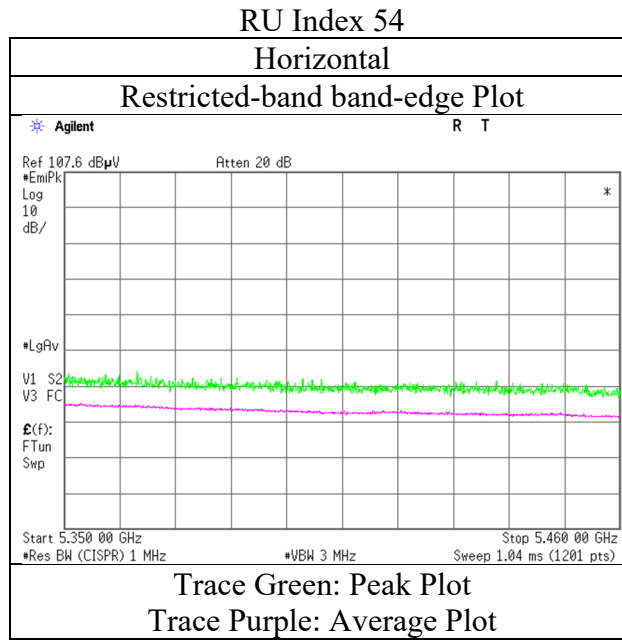
*QP detector was used up to 1GHz.

*1) Not Out of Band emission(Leakage Power)

Distance factor: 1 GHz - 10 GHz $20\log(3.65\text{ m} / 3.0\text{ m}) = 1.71\text{ dB}$

Radiated Spurious Emission

Test place	Ise EMC Lab.
Semi Anechoic Chamber	No.2
Date	January 28, 2022
Temperature / Humidity	25 deg. C / 44 % RH
Engineer	Yuta Moriya (1 GHz - 10 GHz)
Mode	Tx 11ax-20 5320 MHz (106-tone RU)



* The measurement was conducted for a sufficiently long enough time to detect any possible spurious emissions. Final result of restricted band edge was shown in tabular data.

Radiated Spurious Emission

Test place	Ise EMC Lab.
Semi Anechoic Chamber	No.2
Date	January 28, 2022
Temperature / Humidity	25 deg. C / 44 % RH
Engineer	Yuta Moriya
	(1 GHz - 10 GHz)
Mode	Tx 11ax-20 5320 MHz (242-tone RU)

RU Index 61

Polarity [Hori/Vert]	Frequency [MHz]	Reading (QP / PK) [dBuV]	Reading (AV) [dBuV]	Ant. Factor [dB/m]	Loss [dB]	Gain [dB]	Duty Factor [dB]	Result (QP / PK) [dBuV/m]	Result (AV) [dBuV/m]	Limit (QP / PK) [dBuV/m]	Limit (AV) [dBuV/m]	Margin (QP / PK) [dB]	Margin (AV) [dB]	Remark
Hori.	5350.0	53.1	44.6	31.6	5.5	33.6	0.4	56.5	48.3	73.9	53.9	17.4	5.6	*1)
Vert.	5350.0	49.9	41.7	31.6	5.5	33.6	0.4	53.4	45.5	73.9	53.9	20.6	8.4	*1)

Result (QP / PK) = Reading + Ant Factor + Loss (Cable+Attenuator+Filter+Distance factor(above 1 GHz)) - Gain(Amplifier)

Result (AV)= Reading + Ant Factor + Loss (Cable+Attenuator+Filter+Distance factor(above 1 GHz)) - Gain(Amplifier) + Duty factor

*Other frequency noises omitted in this report were not seen or had enough margin (more than 20 dB).

*QP detector was used up to 1GHz.

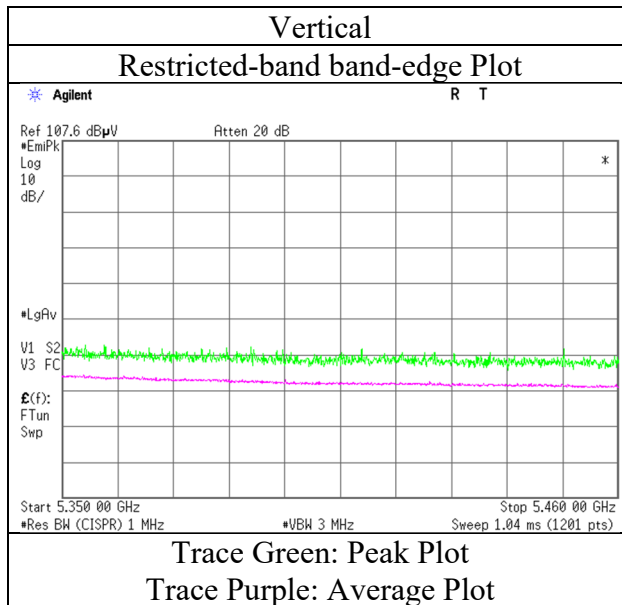
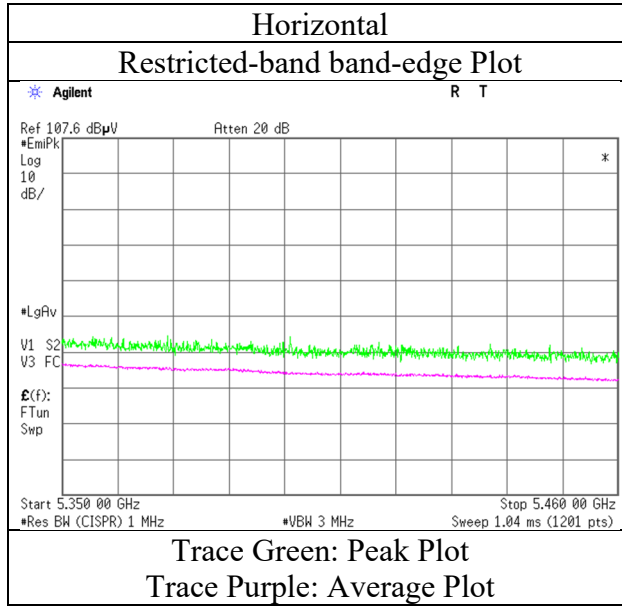
*1) Not Out of Band emission(Leakage Power)

Distance factor: 1 GHz - 10 GHz $20\log(3.65\text{ m} / 3.0\text{ m}) = 1.71\text{ dB}$

Radiated Spurious Emission

Test place	Ise EMC Lab.
Semi Anechoic Chamber	No.2
Date	January 28, 2022
Temperature / Humidity	25 deg. C / 44 % RH
Engineer	Yuta Moriya (1 GHz - 10 GHz)
Mode	Tx 11ax-20 5320 MHz (242-tone RU)

RU Index 61



* The measurement was conducted for a sufficiently long enough time to detect any possible spurious emissions. Final result of restricted band edge was shown in tabular data.

Radiated Spurious Emission

Test place	Ise EMC Lab.
Semi Anechoic Chamber	No.2
Date	January 29, 2022
Temperature / Humidity	25 deg. C / 44 % RH
Engineer	Kiyoshiro Okazaki (1 GHz - 10 GHz)
Mode	Tx 11ax-20 5500 MHz (26-tone RU)

RU Index 0

Polarity	Frequency	Reading (QP / PK)	Reading (AV)	Ant. Factor	Loss	Gain	Duty Factor	Result (QP / PK)	Result (AV)	Limit (QP / PK)	Limit (AV)	Margin (QP / PK)	Margin (AV)	Remark
[Hori/Vert]	[MHz]	[dBuV]	[dBuV]	[dB/m]	[dB]	[dB]	[dB]	[dBuV/m]	[dBuV/m]	[dBuV/m]	[dBuV/m]	[dB]	[dB]	
Hori.	5460.0	45.2	36.7	31.8	5.5	33.5	0.3	49.0	40.7	68.2	53.9	19.2	13.2	*1)
Hori.	5470.0	45.4	-	31.8	5.5	33.5	-	49.2	-	68.2	-	19.0	-	
Vert.	5460.0	44.2	35.4	31.8	5.5	33.5	0.3	48.0	39.4	68.2	53.9	20.2	14.5	*1)
Vert.	5470.0	44.7	-	31.8	5.5	33.5	-	48.5	-	68.2	-	19.7	-	

Result (QP / PK) = Reading + Ant Factor + Loss (Cable+Attenuator+Filter+Distance factor(above 1 GHz)) - Gain(Amplifier)

Result (AV)= Reading + Ant Factor + Loss (Cable+Attenuator+Filter+Distance factor(above 1 GHz)) - Gain(Amplifier) + Duty factor

*Other frequency noises omitted in this report were not seen or had enough margin (more than 20 dB).

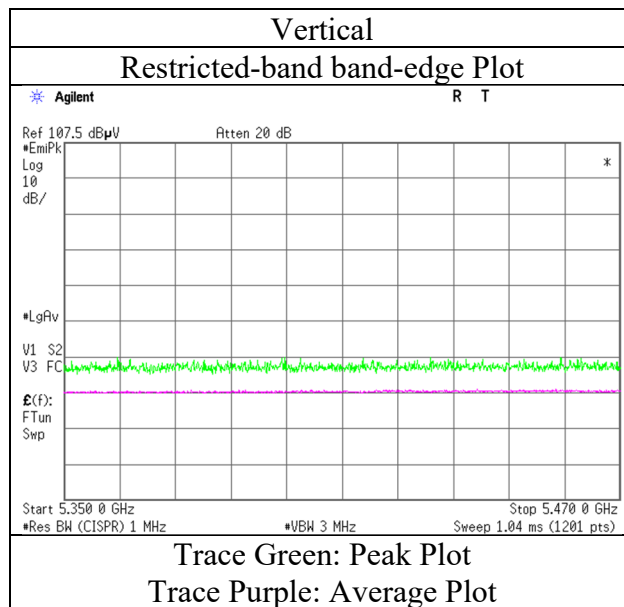
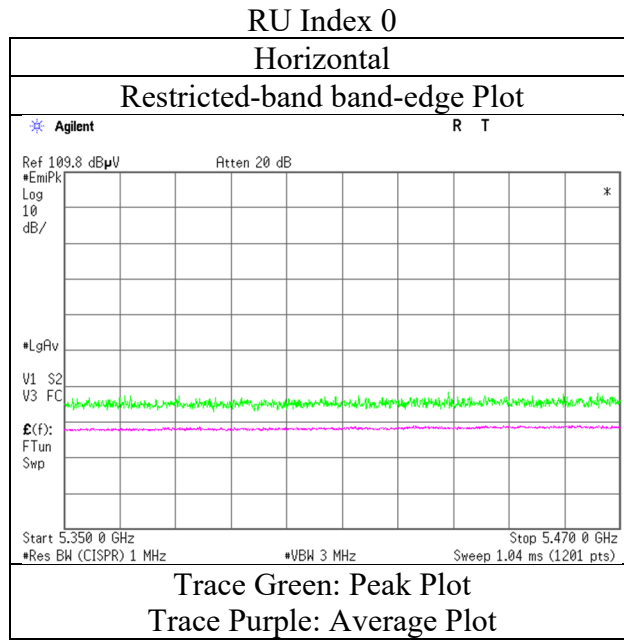
*QP detector was used up to 1GHz.

*1) Not Out of Band emission(Leakage Power)

Distance factor: 1 GHz - 10 GHz $20\log(3.65\text{ m} / 3.0\text{ m}) = 1.71\text{ dB}$

Radiated Spurious Emission

Test place	Ise EMC Lab.
Semi Anechoic Chamber	No.2
Date	January 29, 2022
Temperature / Humidity	25 deg. C / 44 % RH
Engineer	Kiyoshiro Okazaki (1 GHz - 10 GHz)
Mode	Tx 11ax-20 5500 MHz (26-tone RU)



* The measurement was conducted for a sufficiently long enough time to detect any possible spurious emissions. Final result of restricted band edge was shown in tabular data.

Radiated Spurious Emission

Test place	Ise EMC Lab.
Semi Anechoic Chamber	No.2
Date	January 29, 2022
Temperature / Humidity	25 deg. C / 44 % RH
Engineer	Kiyoshiro Okazaki (1 GHz - 10 GHz)
Mode	Tx 11ax-20 5500 MHz (52-tone RU)

RU Index 37

Polarity	Frequency	Reading (QP / PK)	Reading (AV)	Ant. Factor	Loss	Gain	Duty Factor	Result (QP / PK)	Result (AV)	Limit (QP / PK)	Limit (AV)	Margin (QP / PK)	Margin (AV)	Remark
[Hori/Vert]	[MHz]	[dBuV]	[dBuV]	[dB/m]	[dB]	[dB]	[dB]	[dBuV/m]	[dBuV/m]	[dBuV/m]	[dBuV/m]	[dB]	[dB]	
Hori.	5460.0	48.8	39.9	31.8	5.5	33.5	0.3	52.6	44.0	68.2	53.9	15.6	9.9	*1)
Hori.	5470.0	49.6	-	31.8	5.5	33.5	-	53.3	-	68.2	-	14.9	-	
Vert.	5460.0	45.5	37.3	31.8	5.5	33.5	0.3	49.3	41.3	68.2	53.9	18.9	12.6	*1)
Vert.	5470.0	46.4	-	31.8	5.5	33.5	-	50.1	-	68.2	-	18.1	-	

Result (QP / PK) = Reading + Ant Factor + Loss (Cable+Attenuator+Filter+Distance factor(above 1 GHz)) - Gain(Amplifier)

Result (AV)= Reading + Ant Factor + Loss (Cable+Attenuator+Filter+Distance factor(above 1 GHz)) - Gain(Amplifier) + Duty factor

*Other frequency noises omitted in this report were not seen or had enough margin (more than 20 dB).

*QP detector was used up to 1GHz.

*1) Not Out of Band emission(Leakage Power)

Distance factor: 1 GHz - 10 GHz $20\log(3.65\text{ m} / 3.0\text{ m}) = 1.71\text{ dB}$

Radiated Spurious Emission

Test place	Ise EMC Lab.
Semi Anechoic Chamber	No.2
Date	January 29, 2022
Temperature / Humidity	25 deg. C / 44 % RH
Engineer	Kiyoshiro Okazaki (1 GHz - 10 GHz)
Mode	Tx 11ax-20 5500 MHz (106-tone RU)

RU Index 53

Polarity	Frequency	Reading (QP / PK)	Reading (AV)	Ant. Factor	Loss	Gain	Duty Factor	Result (QP / PK)	Result (AV)	Limit (QP / PK)	Limit (AV)	Margin (QP / PK)	Margin (AV)	Remark
[Hori/Vert]	[MHz]	[dBuV]	[dBuV]	[dB/m]	[dB]	[dB]	[dB]	[dBuV/m]	[dBuV/m]	[dBuV/m]	[dBuV/m]	[dB]	[dB]	
Hori.	5460.0	50.2	41.3	31.8	5.5	33.5	0.3	54.0	45.4	68.2	53.9	14.2	8.6	*1)
Hori.	5470.0	50.5	-	31.8	5.5	33.5	-	54.3	-	68.2	-	13.9	-	
Vert.	5460.0	47.8	39.1	31.8	5.5	33.5	0.3	51.5	43.2	68.2	53.9	16.7	10.7	*1)
Vert.	5470.0	48.2	-	31.8	5.5	33.5	-	52.0	-	68.2	-	16.2	-	

Result (QP / PK) = Reading + Ant Factor + Loss (Cable+Attenuator+Filter+Distance factor(above 1 GHz)) - Gain(Amplifier)

Result (AV)= Reading + Ant Factor + Loss (Cable+Attenuator+Filter+Distance factor(above 1 GHz)) - Gain(Amplifier) + Duty factor

*Other frequency noises omitted in this report were not seen or had enough margin (more than 20 dB).

*QP detector was used up to 1GHz.

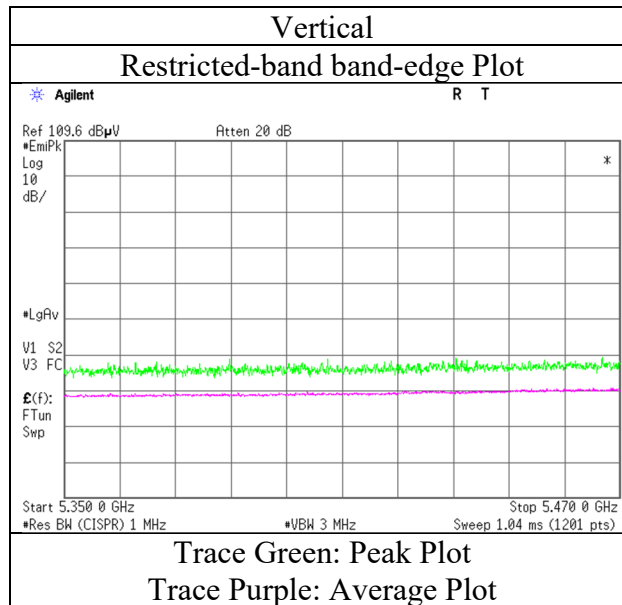
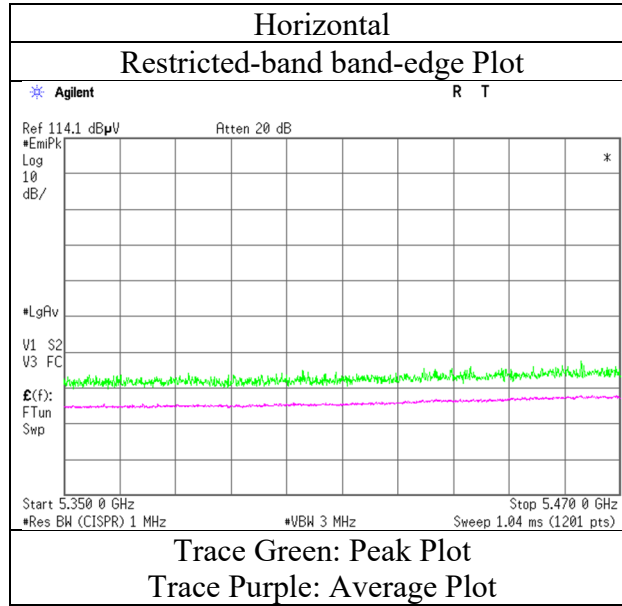
*1) Not Out of Band emission(Leakage Power)

Distance factor: 1 GHz - 10 GHz $20\log(3.65\text{ m} / 3.0\text{ m}) = 1.71\text{ dB}$

Radiated Spurious Emission

Test place	Ise EMC Lab.
Semi Anechoic Chamber	No.2
Date	January 29, 2022
Temperature / Humidity	25 deg. C / 44 % RH
Engineer	Kiyoshiro Okazaki (1 GHz - 10 GHz)
Mode	Tx 11ax-20 5500 MHz (106-tone RU)

RU Index 53



* The measurement was conducted for a sufficiently long enough time to detect any possible spurious emissions. Final result of restricted band edge was shown in tabular data.

Radiated Spurious Emission

Test place	Ise EMC Lab.
Semi Anechoic Chamber	No.2
Date	January 29, 2022
Temperature / Humidity	25 deg. C / 44 % RH
Engineer	Kiyoshiro Okazaki (1 GHz - 10 GHz)
Mode	Tx 11ax-20 5500 MHz (242-tone RU)

RU Index 61

Polarity [Hori/Vert]	Frequency [MHz]	Reading (QP / PK) [dBuV]	Reading (AV) [dBuV]	Ant. Factor [dB/m]	Loss [dB]	Gain [dB]	Duty Factor [dB]	Result (QP / PK) [dBuV/m]	Result (AV) [dBuV/m]	Limit (QP / PK) [dBuV/m]	Limit (AV) [dBuV/m]	Margin (QP / PK) [dB]	Margin (AV) [dB]	Remark
Hori.	5460.0	53.2	44.6	31.8	5.5	33.5	0.4	57.0	48.7	68.2	53.9	11.2	5.2	*1)
Hori.	5470.0	53.7	-	31.8	5.5	33.5	-	57.4	-	68.2	-	10.8	-	-
Vert.	5460.0	50.0	41.4	31.8	5.5	33.5	0.4	53.7	45.5	68.2	53.9	14.5	8.4	*1)
Vert.	5470.0	50.9	-	31.8	5.5	33.5	-	54.7	-	68.2	-	13.6	-	-

Result (QP / PK) = Reading + Ant Factor + Loss (Cable+Attenuator+Filter+Distance factor(above 1 GHz)) - Gain(Amplifier)

Result (AV) = Reading + Ant Factor + Loss (Cable+Attenuator+Filter+Distance factor(above 1 GHz)) - Gain(Amplifier) + Duty factor

*Other frequency noises omitted in this report were not seen or had enough margin (more than 20 dB).

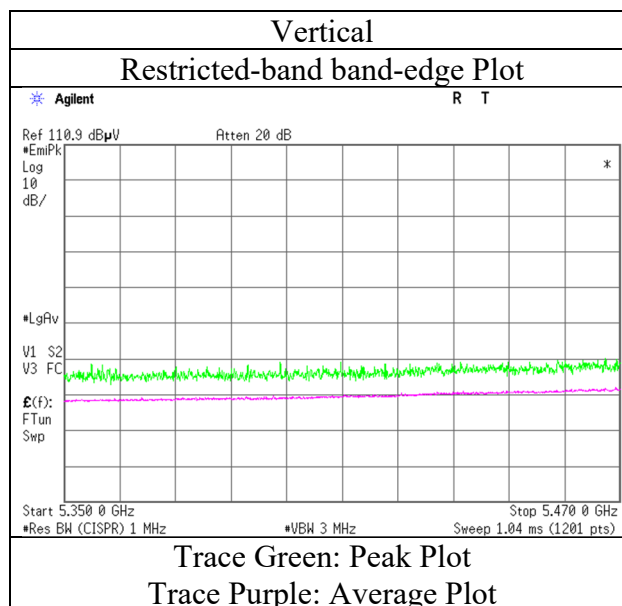
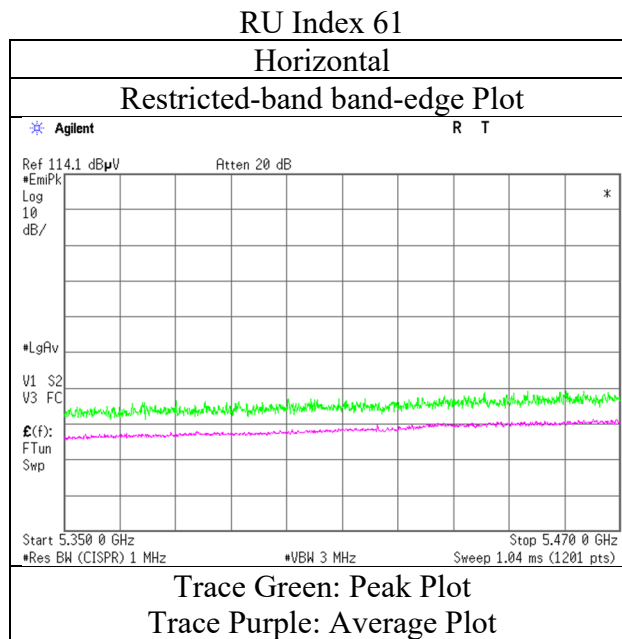
*QP detector was used up to 1GHz.

*1) Not Out of Band emission(Leakage Power)

Distance factor: 1 GHz - 10 GHz $20\log(3.65\text{ m} / 3.0\text{ m}) = 1.71\text{ dB}$

Radiated Spurious Emission

Test place	Ise EMC Lab.
Semi Anechoic Chamber	No.2
Date	January 29, 2022
Temperature / Humidity	25 deg. C / 44 % RH
Engineer	Kiyoshiro Okazaki (1 GHz - 10 GHz)
Mode	Tx 11ax-20 5500 MHz (242-tone RU)



* The measurement was conducted for a sufficiently long enough time to detect any possible spurious emissions. Final result of restricted band edge was shown in tabular data.

Radiated Spurious Emission

Test place	Ise EMC Lab.
Semi Anechoic Chamber	No.2
Date	January 29, 2022
Temperature / Humidity	25 deg. C / 44 % RH
Engineer	Kiyoshiro Okazaki (1 GHz - 10 GHz)
Mode	Tx 11ax-20 5700 MHz (26-tone RU)

RU Index 8

Polarity [Hori/Vert]	Frequency [MHz]	Reading (QP / PK) [dBuV]	Reading (AV) [dBuV]	Ant. Factor [dB/m]	Loss [dB]	Gain [dB]	Duty Factor [dB]	Result (QP / PK) [dBuV/m]	Result (AV) [dBuV/m]	Limit (QP / PK) [dBuV/m]	Limit (AV) [dBuV/m]	Margin (QP / PK) [dB]	Margin (AV) [dB]	Remark
Hori.	5725.0	45.2	-	31.9	5.6	33.5	-	49.2	-	68.2	-	19.0	-	
Vert.	5725.0	43.9	-	31.9	5.6	33.5	-	47.9	-	68.2	-	20.3	-	

Result (QP / PK) = Reading + Ant Factor + Loss (Cable+Attenuator+Filter+Distance factor(above 1 GHz)) - Gain(Amplifier)

Result (AV)= Reading + Ant Factor + Loss (Cable+Attenuator+Filter+Distance factor(above 1 GHz)) - Gain(Amplifier) + Duty factor

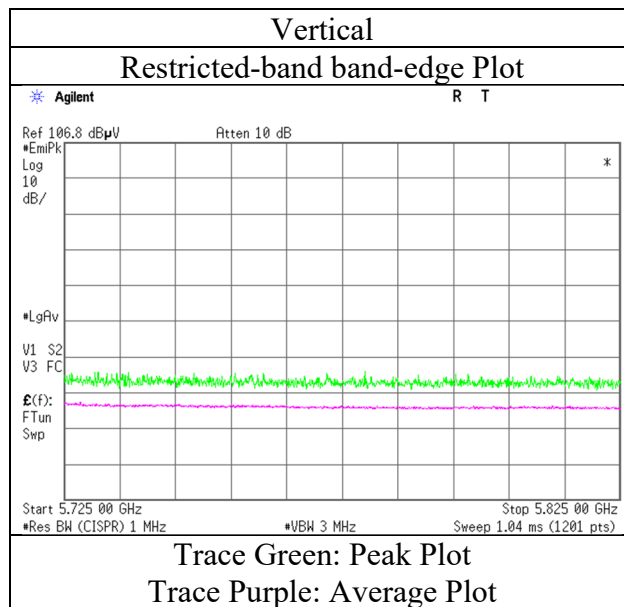
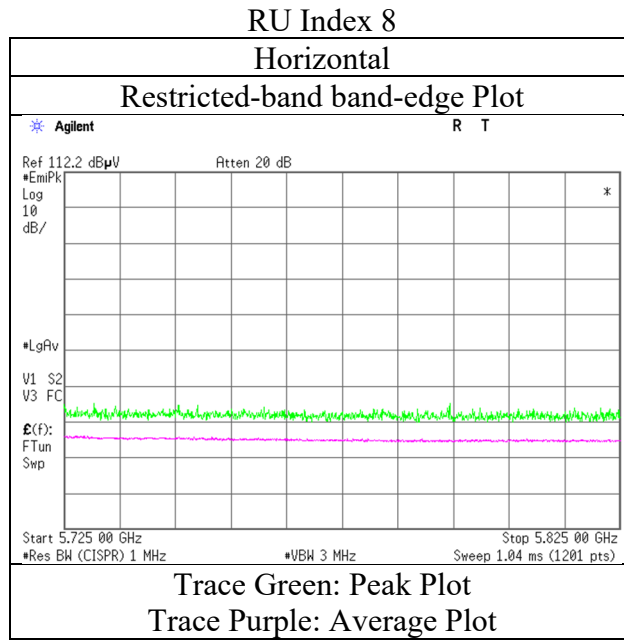
*Other frequency noises omitted in this report were not seen or had enough margin (more than 20 dB).

*QP detector was used up to 1GHz.

Distance factor: 1 GHz - 10 GHz $20\log(3.65\text{ m} / 3.0\text{ m}) = 1.71\text{ dB}$

Radiated Spurious Emission

Test place Ise EMC Lab.
Semi Anechoic Chamber No.2
Date January 29, 2022
Temperature / Humidity 25 deg. C / 44 % RH
Engineer Kiyoshiro Okazaki
 (1 GHz - 10 GHz)
Mode Tx 11ax-20 5700 MHz (26-tone RU)



* The measurement was conducted for a sufficiently long enough time to detect any possible spurious emissions. Final result of restricted band edge was shown in tabular data.

Radiated Spurious Emission

Test place	Ise EMC Lab.
Semi Anechoic Chamber	No.2
Date	January 29, 2022
Temperature / Humidity	25 deg. C / 44 % RH
Engineer	Kiyoshiro Okazaki (1 GHz - 10 GHz)
Mode	Tx 11ax-20 5700 MHz (52-tone RU)

RU Index 40

Polarity	Frequency	Reading (QP / PK)	Reading (AV)	Ant. Factor	Loss	Gain	Duty Factor	Result (QP / PK)	Result (AV)	Limit (QP / PK)	Limit (AV)	Margin (QP / PK)	Margin (AV)	Remark
[Hori/Vert]	[MHz]	[dBuV]	[dBuV]	[dB/m]	[dB]	[dB]	[dB]	[dBuV/m]	[dBuV/m]	[dBuV/m]	[dBuV/m]	[dB]	[dB]	
Hori.	5725.0	47.3	-	31.9	5.6	33.5	-	51.3	-	68.2	-	16.9	-	
Vert.	5725.0	45.1	-	31.9	5.6	33.5	-	49.1	-	68.2	-	19.1	-	

Result (QP / PK) = Reading + Ant Factor + Loss (Cable+Attenuator+Filter+Distance factor(above 1 GHz)) - Gain(Amplifier)

Result (AV)= Reading + Ant Factor + Loss (Cable+Attenuator+Filter+Distance factor(above 1 GHz)) - Gain(Amplifier) + Duty factor

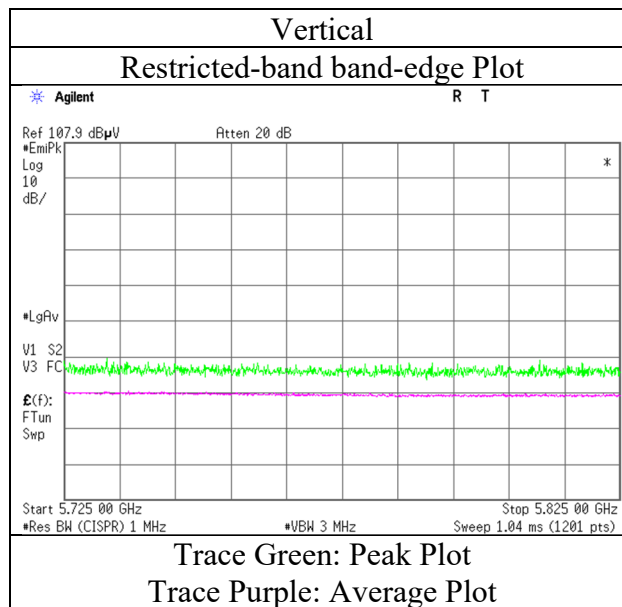
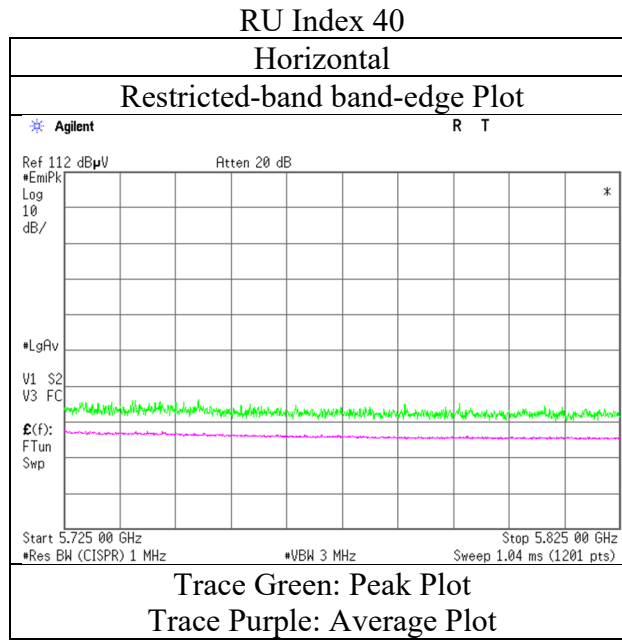
*Other frequency noises omitted in this report were not seen or had enough margin (more than 20 dB).

*QP detector was used up to 1GHz.

Distance factor: 1 GHz - 10 GHz $20\log(3.65\text{ m} / 3.0\text{ m}) = 1.71\text{ dB}$

Radiated Spurious Emission

Test place Ise EMC Lab.
Semi Anechoic Chamber No.2
Date January 29, 2022
Temperature / Humidity 25 deg. C / 44 % RH
Engineer Kiyoshiro Okazaki
 (1 GHz - 10 GHz)
Mode Tx 11ax-20 5700 MHz (52-tone RU)



* The measurement was conducted for a sufficiently long enough time to detect any possible spurious emissions. Final result of restricted band edge was shown in tabular data.

Radiated Spurious Emission

Test place	Ise EMC Lab.
Semi Anechoic Chamber	No.2
Date	January 29, 2022
Temperature / Humidity	25 deg. C / 44 % RH
Engineer	Kiyoshiro Okazaki (1 GHz - 10 GHz)
Mode	Tx 11ax-20 5700 MHz (106-tone RU)

RU Index 54

Polarity [Hori/Vert]	Frequency [MHz]	Reading (QP / PK) [dBuV]	Reading (AV) [dBuV]	Ant. Factor [dB/m]	Loss [dB]	Gain [dB]	Duty Factor [dB]	Result (QP / PK) [dBuV/m]	Result (AV) [dBuV/m]	Limit (QP / PK) [dBuV/m]	Limit (AV) [dBuV/m]	Margin (QP / PK) [dB]	Margin (AV) [dB]	Remark
Hori.	5725.0	49.8	-	31.9	5.6	33.5	-	53.8	-	68.2	-	14.4	-	
Vert.	5725.0	47.7	-	31.9	5.6	33.5	-	51.7	-	68.2	-	16.5	-	

Result (QP / PK) = Reading + Ant Factor + Loss (Cable+Attenuator+Filter+Distance factor(above 1 GHz)) - Gain(Amplifier)

Result (AV)= Reading + Ant Factor + Loss (Cable+Attenuator+Filter+Distance factor(above 1 GHz)) - Gain(Amplifier) + Duty factor

*Other frequency noises omitted in this report were not seen or had enough margin (more than 20 dB).

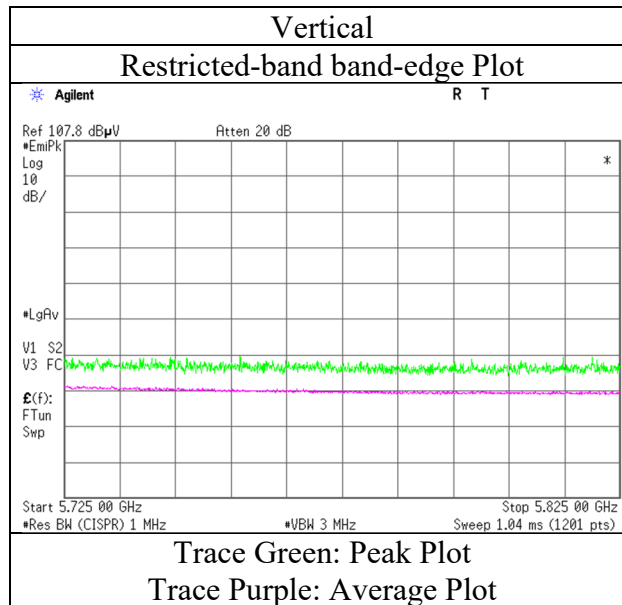
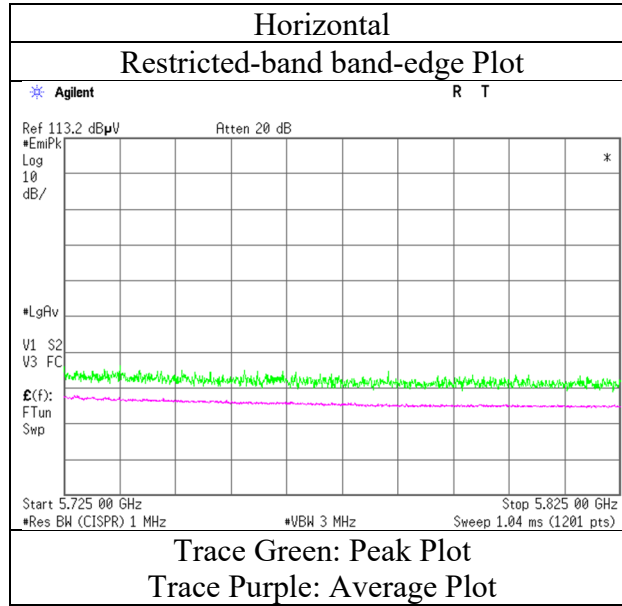
*QP detector was used up to 1GHz.

Distance factor: 1 GHz - 10 GHz $20\log(3.65\text{ m} / 3.0\text{ m}) = 1.71\text{ dB}$

Radiated Spurious Emission

Test place	Ise EMC Lab.
Semi Anechoic Chamber	No.2
Date	January 29, 2022
Temperature / Humidity	25 deg. C / 44 % RH
Engineer	Kiyoshiro Okazaki (1 GHz - 10 GHz)
Mode	Tx 11ax-20 5700 MHz (106-tone RU)

RU Index 54



* The measurement was conducted for a sufficiently long enough time to detect any possible spurious emissions. Final result of restricted band edge was shown in tabular data.

Radiated Spurious Emission

Test place	Ise EMC Lab.
Semi Anechoic Chamber	No.2
Date	January 29, 2022
Temperature / Humidity	25 deg. C / 44 % RH
Engineer	Kiyoshiro Okazaki (1 GHz - 10 GHz)
Mode	Tx 11ax-20 5700 MHz (242-tone RU)

RU Index 61

Polarity	Frequency	Reading (QP / PK)	Reading (AV)	Ant. Factor	Loss	Gain	Duty Factor	Result (QP / PK)	Result (AV)	Limit (QP / PK)	Limit (AV)	Margin (QP / PK)	Margin (AV)	Remark
[Hori/Vert]	[MHz]	[dBuV]	[dBuV]	[dB/m]	[dB]	[dB]	[dB]	[dBuV/m]	[dBuV/m]	[dBuV/m]	[dBuV/m]	[dB]	[dB]	
Hori.	5725.0	53.0	-	31.9	5.6	33.5	-	57.0	-	68.2	-	11.2	-	
Vert.	5725.0	48.7	-	31.9	5.6	33.5	-	52.7	-	68.2	-	15.5	-	

Result (QP / PK) = Reading + Ant Factor + Loss (Cable+Attenuator+Filter+Distance factor(above 1 GHz)) - Gain(Amplifier)

Result (AV)= Reading + Ant Factor + Loss (Cable+Attenuator+Filter+Distance factor(above 1 GHz)) - Gain(Amplifier) + Duty factor

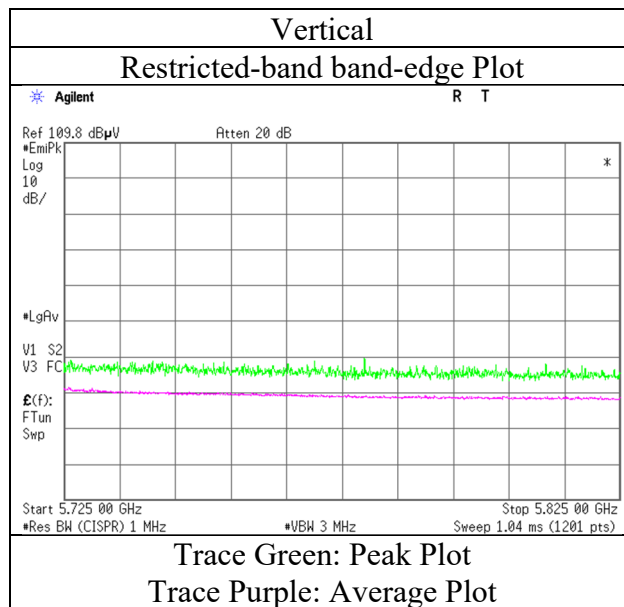
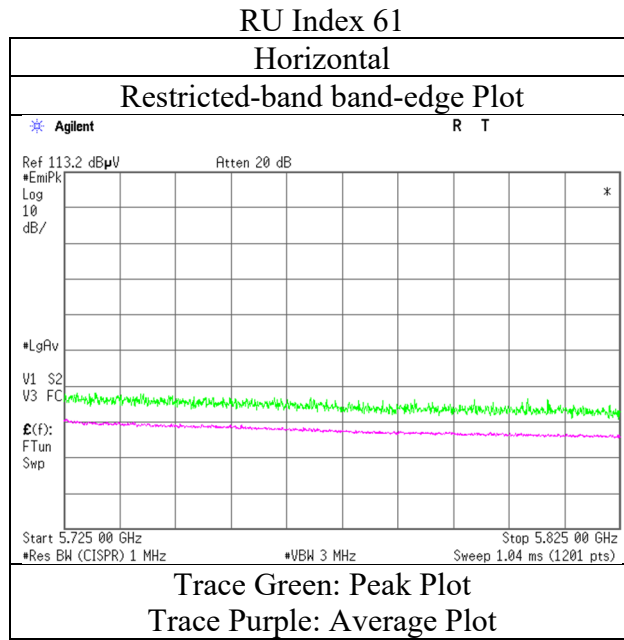
*Other frequency noises omitted in this report were not seen or had enough margin (more than 20 dB).

*QP detector was used up to 1GHz.

Distance factor: 1 GHz - 10 GHz $20\log(3.65\text{ m} / 3.0\text{ m}) = 1.71\text{ dB}$

Radiated Spurious Emission

Test place	Ise EMC Lab.
Semi Anechoic Chamber	No.2
Date	January 29, 2022
Temperature / Humidity	25 deg. C / 44 % RH
Engineer	Kiyoshiro Okazaki (1 GHz - 10 GHz)
Mode	Tx 11ax-20 5700 MHz (242-tone RU)



* The measurement was conducted for a sufficiently long enough time to detect any possible spurious emissions. Final result of restricted band edge was shown in tabular data.

Radiated Spurious Emission

Test place	Ise EMC Lab.
Semi Anechoic Chamber	No.2
Date	January 29, 2022
Temperature / Humidity	25 deg. C / 44 % RH
Engineer	Kiyoshiro Okazaki (1 GHz - 10 GHz)
Mode	Tx 11ax-20 5745 MHz (26-tone RU)

RU Index 0

Polarity [Hori/Vert]	Frequency [MHz]	Reading (QP / PK) [dBuV]	Reading (AV) [dBuV]	Ant. Factor [dB/m]	Loss [dB]	Gain [dB]	Duty Factor [dB]	Result (QP / PK) [dBuV/m]	Result (AV) [dBuV/m]	Limit (QP / PK) [dBuV/m]	Limit (AV) [dBuV/m]	Margin (QP / PK) [dB]	Margin (AV) [dB]	Remark
Hori.	5650.0	44.6	-	31.8	5.6	33.5	-	48.4	-	68.2	-	19.8	-	
Hori.	5700.0	45.1	-	31.9	5.6	33.5	-	49.0	-	105.2	-	56.2	-	
Hori.	5720.0	45.5	-	31.9	5.6	33.5	-	49.5	-	110.8	-	61.3	-	
Hori.	5725.0	60.9	-	31.9	5.6	33.5	-	64.9	-	122.2	-	57.3	-	
Vert.	5650.0	42.8	-	31.8	5.6	33.5	-	46.7	-	68.2	-	21.5	-	
Vert.	5700.0	43.6	-	31.9	5.6	33.5	-	47.5	-	105.2	-	57.7	-	
Vert.	5720.0	44.2	-	31.9	5.6	33.5	-	48.2	-	110.8	-	62.7	-	
Vert.	5725.0	58.0	-	31.9	5.6	33.5	-	62.0	-	122.2	-	60.2	-	

Result (QP / PK) = Reading + Ant Factor + Loss (Cable+Attenuator+Filter+Distance factor(above 1 GHz)) - Gain(Amplifier)

Result (AV)= Reading + Ant Factor + Loss (Cable+Attenuator+Filter+Distance factor(above 1 GHz)) - Gain(Amplifier) + Duty factor

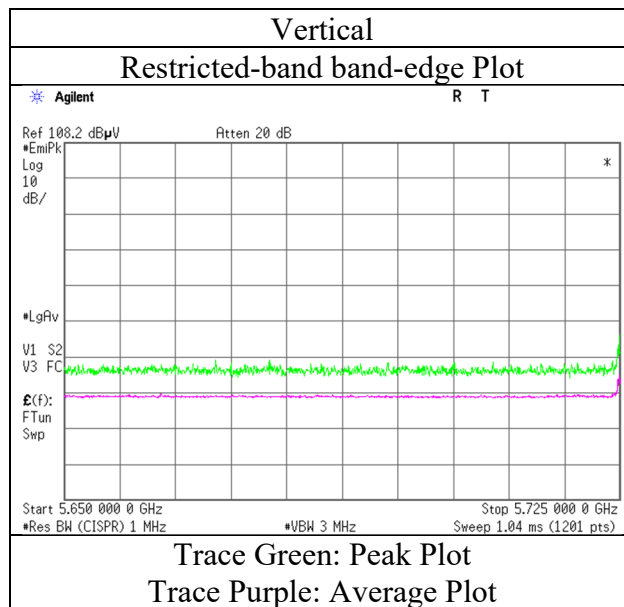
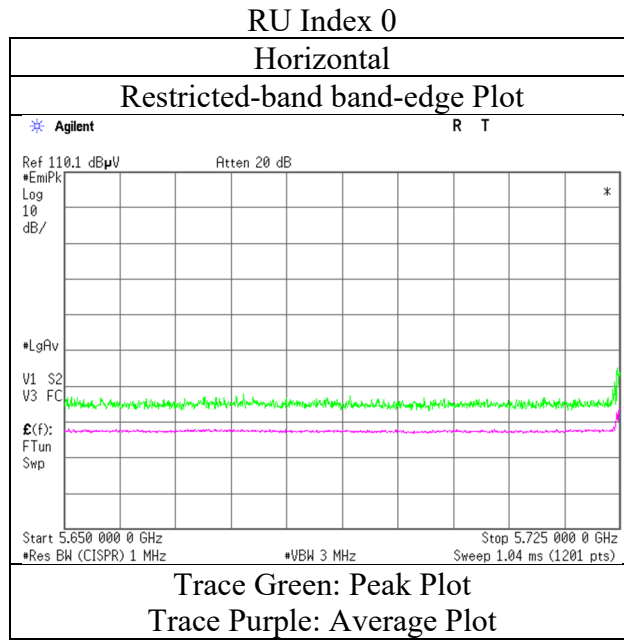
*Other frequency noises omitted in this report were not seen or had enough margin (more than 20 dB).

*QP detector was used up to 1GHz.

Distance factor: 1 GHz - 10 GHz 20log(3.65 m / 3.0 m) = 1.71 dB

Radiated Spurious Emission

Test place	Ise EMC Lab.
Semi Anechoic Chamber	No.2
Date	January 29, 2022
Temperature / Humidity	25 deg. C / 44 % RH
Engineer	Kiyoshiro Okazaki (1 GHz - 10 GHz)
Mode	Tx 11ax-20 5745 MHz (26-tone RU)



* The measurement was conducted for a sufficiently long enough time to detect any possible spurious emissions. Final result of restricted band edge was shown in tabular data.

Radiated Spurious Emission

Test place	Ise EMC Lab.
Semi Anechoic Chamber	No.2
Date	January 29, 2022
Temperature / Humidity	25 deg. C / 44 % RH
Engineer	Kiyoshiro Okazaki (1 GHz - 10 GHz)
Mode	Tx 11ax-20 5745 MHz (52-tone RU)

RU Index 37

Polarity [Hori/Vert]	Frequency [MHz]	Reading (QP / PK) [dBuV]	Reading (AV) [dBuV]	Ant. Factor [dB/m]	Loss [dB]	Gain [dB]	Duty Factor [dB]	Result (QP / PK) [dBuV/m]	Result (AV) [dBuV/m]	Limit (QP / PK) [dBuV/m]	Limit (AV) [dBuV/m]	Margin (QP / PK) [dB]	Margin (AV) [dB]	Remark
Hori.	5650.0	45.9	-	31.8	5.6	33.5	-	49.7	-	68.2	-	18.5	-	
Hori.	5700.0	46.4	-	31.9	5.6	33.5	-	50.3	-	105.2	-	54.9	-	
Hori.	5720.0	46.3	-	31.9	5.6	33.5	-	50.3	-	110.8	-	60.5	-	
Hori.	5725.0	64.4	-	31.9	5.6	33.5	-	68.4	-	122.2	-	53.8	-	
Vert.	5650.0	43.7	-	31.8	5.6	33.5	-	47.5	-	68.2	-	20.7	-	
Vert.	5700.0	45.2	-	31.9	5.6	33.5	-	49.1	-	105.2	-	56.1	-	
Vert.	5720.0	46.2	-	31.9	5.6	33.5	-	50.2	-	110.8	-	60.6	-	
Vert.	5725.0	60.9	-	31.9	5.6	33.5	-	64.9	-	122.2	-	57.3	-	

Result (QP / PK) = Reading + Ant Factor + Loss (Cable+Attenuator+Filter+Distance factor(above 1 GHz)) - Gain(Amplifier)

Result (AV)= Reading + Ant Factor + Loss (Cable+Attenuator+Filter+Distance factor(above 1 GHz)) - Gain(Amplifier) + Duty factor

*Other frequency noises omitted in this report were not seen or had enough margin (more than 20 dB).

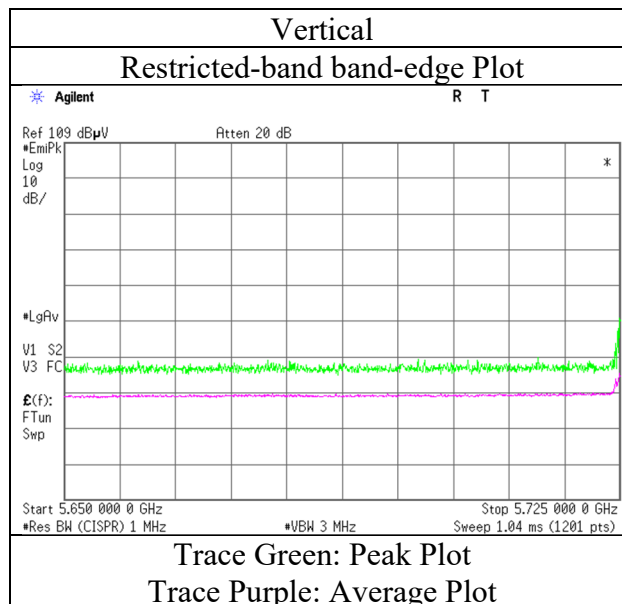
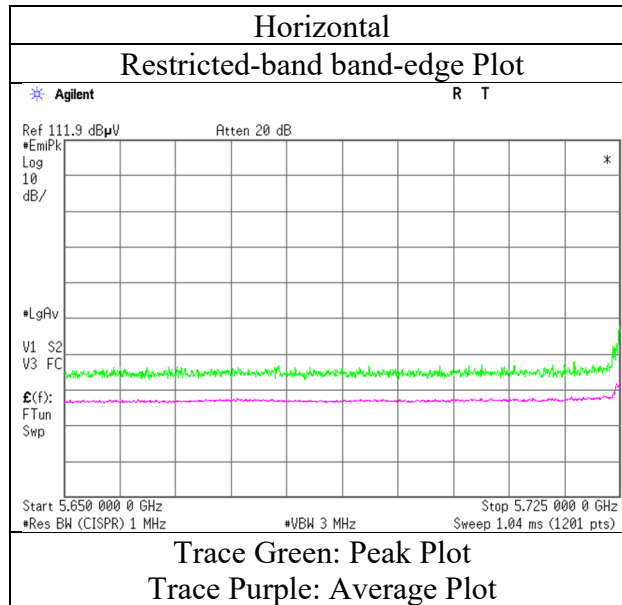
*QP detector was used up to 1GHz.

Distance factor: 1 GHz - 10 GHz 20log(3.65 m / 3.0 m) = 1.71 dB

Radiated Spurious Emission

Test place	Ise EMC Lab.
Semi Anechoic Chamber	No.2
Date	January 29, 2022
Temperature / Humidity	25 deg. C / 44 % RH
Engineer	Kiyoshiro Okazaki (1 GHz - 10 GHz)
Mode	Tx 11ax-20 5745 MHz (52-tone RU)

RU Index 37



* The measurement was conducted for a sufficiently long enough time to detect any possible spurious emissions. Final result of restricted band edge was shown in tabular data.

Radiated Spurious Emission

Test place	Ise EMC Lab.
Semi Anechoic Chamber	No.2
Date	January 29, 2022
Temperature / Humidity	25 deg. C / 44 % RH
Engineer	Kiyoshiro Okazaki (1 GHz - 10 GHz)
Mode	Tx 11ax-20 5745 MHz (106-tone RU)

RU Index 53

Polarity [Hori/Vert]	Frequency [MHz]	Reading (QP / PK) [dBuV]	Reading (AV) [dBuV]	Ant. Factor [dB/m]	Loss [dB]	Gain [dB]	Duty Factor [dB]	Result (QP / PK) [dBuV/m]	Result (AV) [dBuV/m]	Limit (QP / PK) [dBuV/m]	Limit (AV) [dBuV/m]	Margin (QP / PK) [dB]	Margin (AV) [dB]	Remark
Hori.	5650.0	49.1	-	31.8	5.6	33.5	-	53.0	-	68.2	-	15.3	-	
Hori.	5700.0	49.5	-	31.9	5.6	33.5	-	53.5	-	105.2	-	51.7	-	
Hori.	5720.0	49.7	-	31.9	5.6	33.5	-	53.7	-	110.8	-	57.1	-	
Hori.	5725.0	69.1	-	31.9	5.6	33.5	-	73.1	-	122.2	-	49.1	-	
Vert.	5650.0	44.5	-	31.8	5.6	33.5	-	48.3	-	68.2	-	19.9	-	
Vert.	5700.0	44.8	-	31.9	5.6	33.5	-	48.7	-	105.2	-	56.5	-	
Vert.	5720.0	47.2	-	31.9	5.6	33.5	-	51.1	-	110.8	-	59.7	-	
Vert.	5725.0	66.2	-	31.9	5.6	33.5	-	70.2	-	122.2	-	52.0	-	

Result (QP / PK) = Reading + Ant Factor + Loss (Cable+Attenuator+Filter+Distance factor(above 1 GHz)) - Gain(Amplifier)

Result (AV)= Reading + Ant Factor + Loss (Cable+Attenuator+Filter+Distance factor(above 1 GHz)) - Gain(Amplifier) + Duty factor

*Other frequency noises omitted in this report were not seen or had enough margin (more than 20 dB).

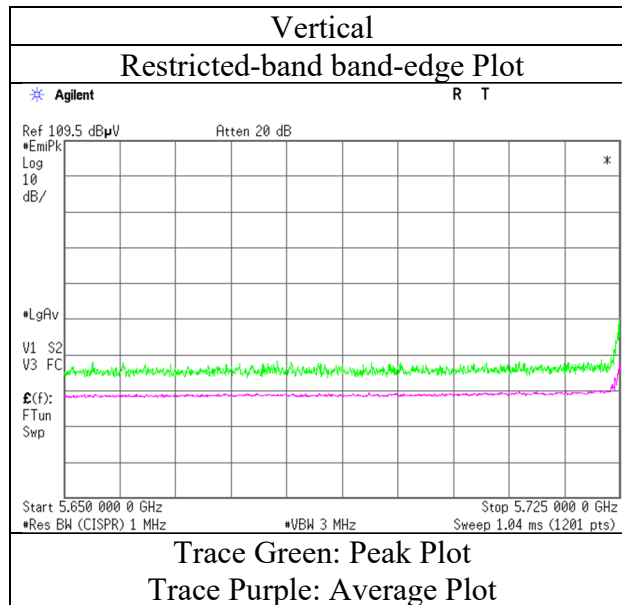
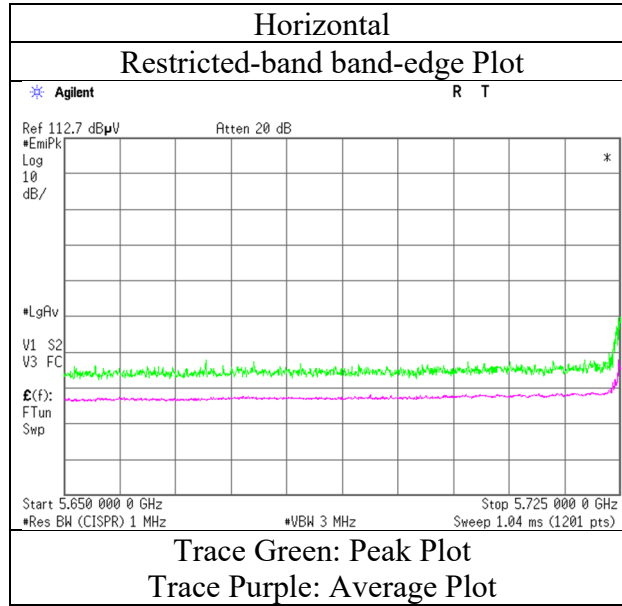
*QP detector was used up to 1GHz.

Distance factor: 1 GHz - 10 GHz $20\log(3.65\text{ m} / 3.0\text{ m}) = 1.71\text{ dB}$

Radiated Spurious Emission

Test place	Ise EMC Lab.
Semi Anechoic Chamber	No.2
Date	January 29, 2022
Temperature / Humidity	25 deg. C / 44 % RH
Engineer	Kiyoshiro Okazaki (1 GHz - 10 GHz)
Mode	Tx 11ax-20 5745 MHz (106-tone RU)

RU Index 53



* The measurement was conducted for a sufficiently long enough time to detect any possible spurious emissions. Final result of restricted band edge was shown in tabular data.

Radiated Spurious Emission

Test place	Ise EMC Lab.
Semi Anechoic Chamber	No.2
Date	January 29, 2022
Temperature / Humidity	25 deg. C / 44 % RH
Engineer	Kiyoshiro Okazaki (1 GHz - 10 GHz)
Mode	Tx 11ax-20 5745 MHz (242-tone RU)

RU Index 61

Polarity [Hori/Vert]	Frequency [MHz]	Reading (QP / PK) [dBuV]	Reading (AV) [dBuV]	Ant. Factor [dB/m]	Loss [dB]	Gain [dB]	Duty Factor [dB]	Result (QP / PK) [dBuV/m]	Result (AV) [dBuV/m]	Limit (QP / PK) [dBuV/m]	Limit (AV) [dBuV/m]	Margin (QP / PK) [dB]	Margin (AV) [dB]	Remark
Hori.	5650.0	49.9	-	31.8	5.6	33.5	-	53.8	-	68.2	-	14.5	-	
Hori.	5700.0	51.5	-	31.9	5.6	33.5	-	55.4	-	105.2	-	49.8	-	
Hori.	5720.0	55.5	-	31.9	5.6	33.5	-	59.5	-	110.8	-	51.4	-	
Hori.	5725.0	68.3	-	31.9	5.6	33.5	-	72.3	-	122.2	-	49.9	-	
Vert.	5650.0	48.0	-	31.8	5.6	33.5	-	51.8	-	68.2	-	16.4	-	
Vert.	5700.0	48.3	-	31.9	5.6	33.5	-	52.2	-	105.2	-	53.0	-	
Vert.	5720.0	52.5	-	31.9	5.6	33.5	-	56.5	-	110.8	-	54.4	-	
Vert.	5725.0	67.9	-	31.9	5.6	33.5	-	71.9	-	122.2	-	50.3	-	

Result (QP / PK) = Reading + Ant Factor + Loss (Cable+Attenuator+Filter+Distance factor(above 1 GHz)) - Gain(Amplifier)

Result (AV)= Reading + Ant Factor + Loss (Cable+Attenuator+Filter+Distance factor(above 1 GHz)) - Gain(Amplifier) + Duty factor

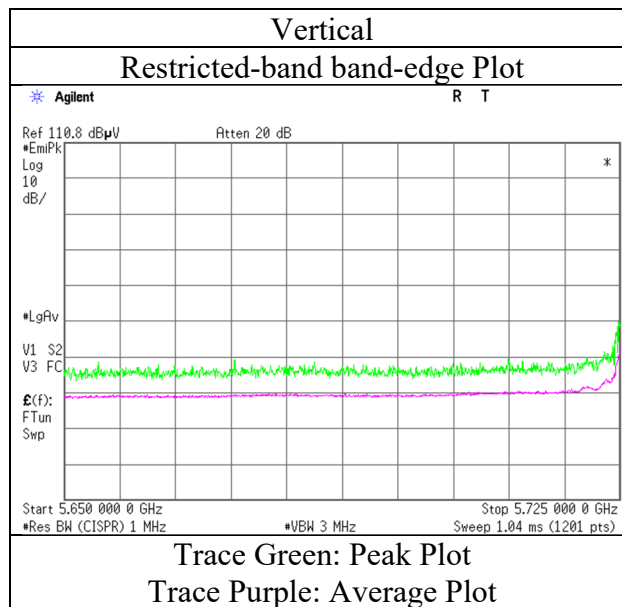
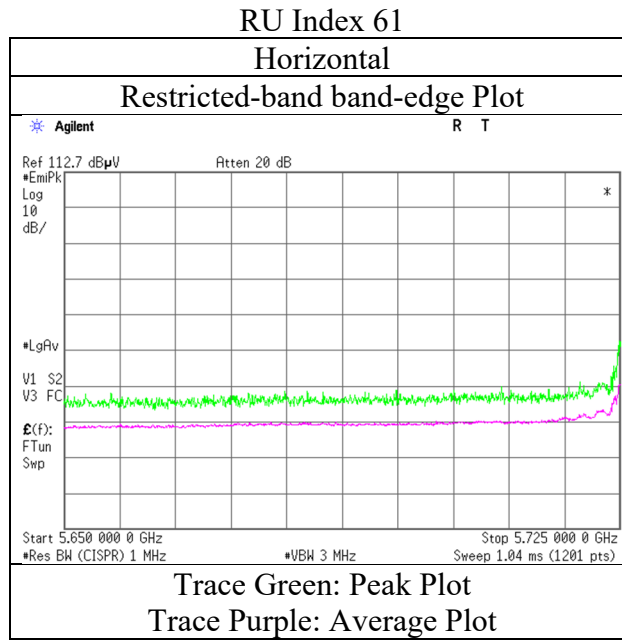
*Other frequency noises omitted in this report were not seen or had enough margin (more than 20 dB).

*QP detector was used up to 1GHz.

Distance factor: 1 GHz - 10 GHz $20\log(3.65 \text{ m} / 3.0 \text{ m}) = 1.71 \text{ dB}$

Radiated Spurious Emission

Test place	Ise EMC Lab.
Semi Anechoic Chamber	No.2
Date	January 29, 2022
Temperature / Humidity	25 deg. C / 44 % RH
Engineer	Kiyoshiro Okazaki (1 GHz - 10 GHz)
Mode	Tx 11ax-20 5745 MHz (242-tone RU)



* The measurement was conducted for a sufficiently long enough time to detect any possible spurious emissions. Final result of restricted band edge was shown in tabular data.

Radiated Spurious Emission

Test place	Ise EMC Lab.
Semi Anechoic Chamber	No.2
Date	January 30, 2022
Temperature / Humidity	25 deg. C / 40 % RH
Engineer	Kiyoshiro Okazaki (1 GHz - 10 GHz)
Mode	Tx 11ax-20 5825 MHz (26-tone RU)

RU Index 8

Polarity	Frequency	Reading (QP / PK)	Reading (AV)	Ant. Factor	Loss	Gain	Duty Factor	Result (QP / PK)	Result (AV)	Limit (QP / PK)	Limit (AV)	Margin (QP / PK)	Margin (AV)	Remark
[Hori/Vert]	[MHz]	[dBuV]	[dBuV]	[dB/m]	[dB]	[dB]	[dB]	[dBuV/m]	[dBuV/m]	[dBuV/m]	[dBuV/m]	[dB]	[dB]	
Hori.	5850.0	44.7	-	32.2	5.7	33.5	-	49.0	-	122.2	-	73.2	-	
Hori.	5855.0	43.7	-	32.2	5.7	33.5	-	48.0	-	110.8	-	62.8	-	
Hori.	5875.0	43.6	-	32.2	5.7	33.5	-	47.9	-	105.2	-	57.3	-	
Hori.	5925.0	42.8	-	32.3	5.7	33.5	-	47.2	-	68.2	-	21.0	-	
Vert.	5850.0	43.8	-	32.2	5.7	33.5	-	48.2	-	122.2	-	74.1	-	
Vert.	5855.0	43.5	-	32.2	5.7	33.5	-	47.9	-	110.8	-	62.9	-	
Vert.	5875.0	43.3	-	32.2	5.7	33.5	-	47.6	-	105.2	-	57.6	-	
Vert.	5925.0	43.1	-	32.3	5.7	33.5	-	47.6	-	68.2	-	20.6	-	

Result (QP / PK) = Reading + Ant Factor + Loss (Cable+Attenuator+Filter+Distance factor(above 1 GHz)) - Gain(Amplifier)

Result (AV)= Reading + Ant Factor + Loss (Cable+Attenuator+Filter+Distance factor(above 1 GHz)) - Gain(Amplifier) + Duty factor

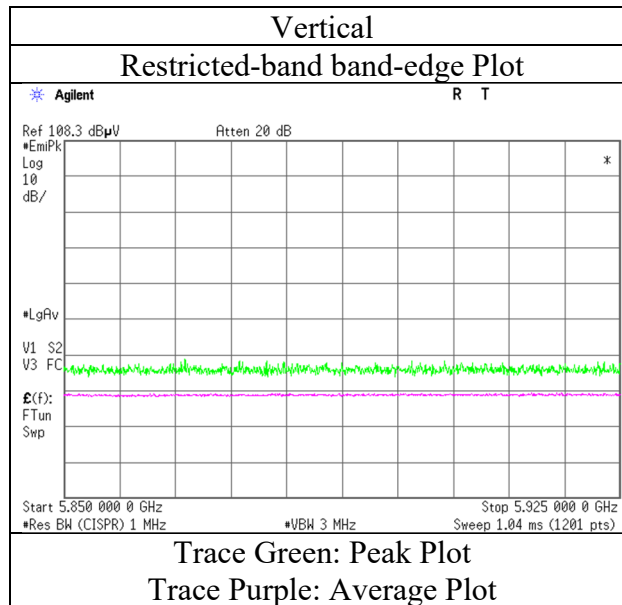
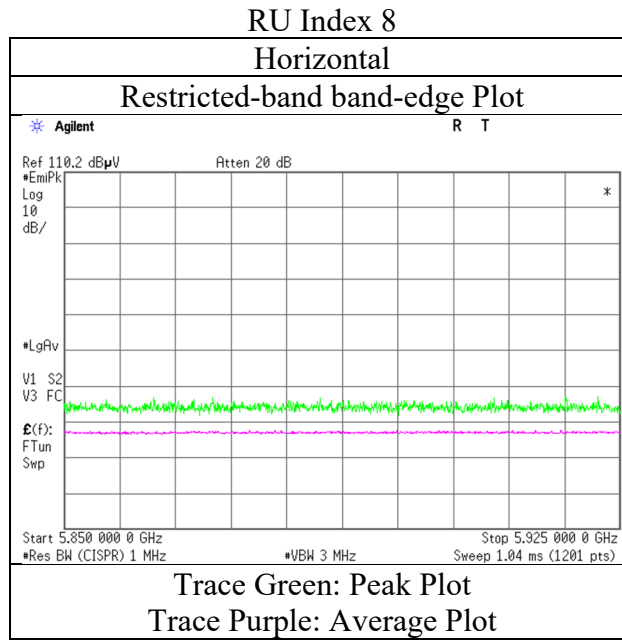
*Other frequency noises omitted in this report were not seen or had enough margin (more than 20 dB).

*QP detector was used up to 1GHz.

Distance factor: 1 GHz - 10 GHz $20\log(3.65\text{ m} / 3.0\text{ m}) = 1.71\text{ dB}$

Radiated Spurious Emission

Test place	Ise EMC Lab.
Semi Anechoic Chamber	No.2
Date	January 30, 2022
Temperature / Humidity	25 deg. C / 40 % RH
Engineer	Kiyoshiro Okazaki (1 GHz - 10 GHz)
Mode	Tx 11ax-20 5825 MHz (26-tone RU)



* The measurement was conducted for a sufficiently long enough time to detect any possible spurious emissions. Final result of restricted band edge was shown in tabular data.

Radiated Spurious Emission

Test place	Ise EMC Lab.
Semi Anechoic Chamber	No.2
Date	January 30, 2022
Temperature / Humidity	25 deg. C / 40 % RH
Engineer	Kiyoshiro Okazaki (1 GHz - 10 GHz)
Mode	Tx 11ax-20 5825 MHz (52-tone RU)

RU Index 40

Polarity [Hori/Vert]	Frequency [MHz]	Reading (QP / PK) [dBuV]	Reading (AV) [dBuV]	Ant. Factor [dB/m]	Loss [dB]	Gain [dB]	Duty Factor [dB]	Result (QP / PK) [dBuV/m]	Result (AV) [dBuV/m]	Limit (QP / PK) [dBuV/m]	Limit (AV) [dBuV/m]	Margin (QP / PK) [dB]	Margin (AV) [dB]	Remark
Hori.	5850.0	47.3	-	32.2	5.7	33.5	-	51.6	-	122.2	-	70.6	-	
Hori.	5855.0	46.5	-	32.2	5.7	33.5	-	50.8	-	110.8	-	60.0	-	
Hori.	5875.0	46.0	-	32.2	5.7	33.5	-	50.3	-	105.2	-	54.9	-	
Hori.	5925.0	44.9	-	32.3	5.7	33.5	-	49.4	-	68.2	-	18.8	-	
Vert.	5850.0	46.8	-	32.2	5.7	33.5	-	51.1	-	122.2	-	71.1	-	
Vert.	5855.0	46.3	-	32.2	5.7	33.5	-	50.6	-	110.8	-	60.2	-	
Vert.	5875.0	45.2	-	32.2	5.7	33.5	-	49.6	-	105.2	-	55.6	-	
Vert.	5925.0	43.8	-	32.3	5.7	33.5	-	48.3	-	68.2	-	20.0	-	

Result (QP / PK) = Reading + Ant Factor + Loss (Cable+Attenuator+Filter+Distance factor(above 1 GHz)) - Gain(Amplifier)

Result (AV)= Reading + Ant Factor + Loss (Cable+Attenuator+Filter+Distance factor(above 1 GHz)) - Gain(Amplifier) + Duty factor

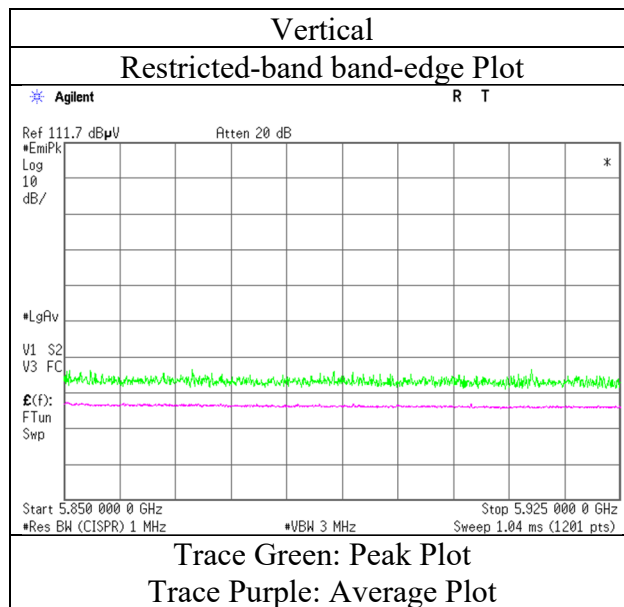
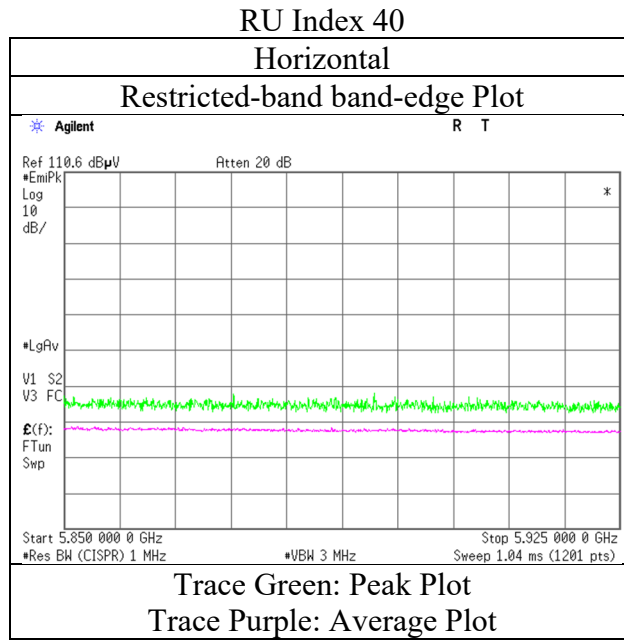
*Other frequency noises omitted in this report were not seen or had enough margin (more than 20 dB).

*QP detector was used up to 1GHz.

Distance factor: 1 GHz - 10 GHz $20\log(3.65 \text{ m} / 3.0 \text{ m}) = 1.71 \text{ dB}$

Radiated Spurious Emission

Test place	Ise EMC Lab.
Semi Anechoic Chamber	No.2
Date	January 30, 2022
Temperature / Humidity	25 deg. C / 40 % RH
Engineer	Kiyoshiro Okazaki (1 GHz - 10 GHz)
Mode	Tx 11ax-20 5825 MHz (52-tone RU)



* The measurement was conducted for a sufficiently long enough time to detect any possible spurious emissions. Final result of restricted band edge was shown in tabular data.

Radiated Spurious Emission

Test place	Ise EMC Lab.
Semi Anechoic Chamber	No.2
Date	January 30, 2022
Temperature / Humidity	25 deg. C / 40 % RH
Engineer	Kiyoshiro Okazaki (1 GHz - 10 GHz)
Mode	Tx 11ax-20 5825 MHz (106-tone RU)

RU Index 54

Polarity	Frequency	Reading (QP / PK)	Reading (AV)	Ant. Factor	Loss	Gain	Duty Factor	Result (QP / PK)	Result (AV)	Limit (QP / PK)	Limit (AV)	Margin (QP / PK)	Margin (AV)	Remark
[Hori/Vert]	[MHz]	[dBuV]	[dBuV]	[dB/m]	[dB]	[dB]	[dB]	[dBuV/m]	[dBuV/m]	[dBuV/m]	[dBuV/m]	[dB]	[dB]	
Hori.	5850.0	51.2	-	32.2	5.7	33.5	-	55.5	-	122.2	-	66.7	-	
Hori.	5855.0	47.2	-	32.2	5.7	33.5	-	51.6	-	110.8	-	59.2	-	
Hori.	5875.0	47.0	-	32.2	5.7	33.5	-	51.3	-	105.2	-	53.9	-	
Hori.	5925.0	45.5	-	32.3	5.7	33.5	-	49.9	-	68.2	-	18.3	-	
Vert.	5850.0	48.5	-	32.2	5.7	33.5	-	52.8	-	122.2	-	69.4	-	
Vert.	5855.0	47.4	-	32.2	5.7	33.5	-	51.7	-	110.8	-	59.1	-	
Vert.	5875.0	46.8	-	32.2	5.7	33.5	-	51.1	-	105.2	-	54.1	-	
Vert.	5925.0	45.1	-	32.3	5.7	33.5	-	49.5	-	68.2	-	18.7	-	

Result (QP / PK) = Reading + Ant Factor + Loss (Cable+Attenuator+Filter+Distance factor(above 1 GHz)) - Gain(Amplifier)

Result (AV)= Reading + Ant Factor + Loss (Cable+Attenuator+Filter+Distance factor(above 1 GHz)) - Gain(Amplifier) + Duty factor

*Other frequency noises omitted in this report were not seen or had enough margin (more than 20 dB).

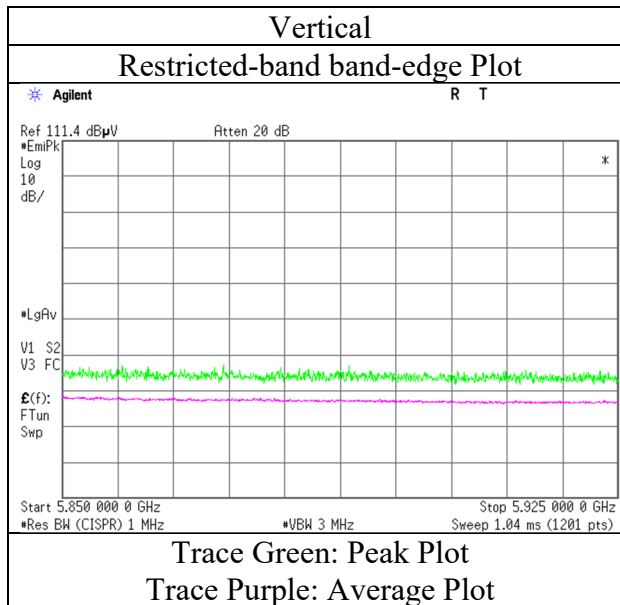
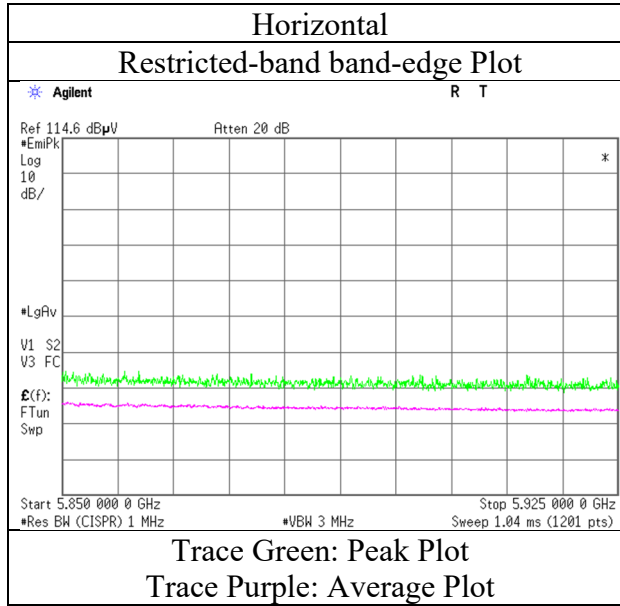
*QP detector was used up to 1GHz.

Distance factor: 1 GHz - 10 GHz $20\log(3.65\text{ m} / 3.0\text{ m}) = 1.71\text{ dB}$

Radiated Spurious Emission

Test place Ise EMC Lab.
Semi Anechoic Chamber No.2
Date January 30, 2022
Temperature / Humidity 25 deg. C / 40 % RH
Engineer Kiyoshiro Okazaki
 (1 GHz - 10 GHz)
Mode Tx 11ax-20 5825 MHz (106-tone RU)

RU Index 54



* The measurement was conducted for a sufficiently long enough time to detect any possible spurious emissions. Final result of restricted band edge was shown in tabular data.

Radiated Spurious Emission

Test place	Ise EMC Lab.
Semi Anechoic Chamber	No.2
Date	January 30, 2022
Temperature / Humidity	25 deg. C / 40 % RH
Engineer	Kiyoshiro Okazaki (1 GHz - 10 GHz)
Mode	Tx 11ax-20 5825 MHz (242-tone RU)

RU Index 61

Polarity [Hori/Vert]	Frequency [MHz]	Reading (QP / PK) [dBuV]	Reading (AV) [dBuV]	Ant. Factor [dB/m]	Loss [dB]	Gain [dB]	Duty Factor [dB]	Result (QP / PK) [dBuV/m]	Result (AV) [dBuV/m]	Limit (QP / PK) [dBuV/m]	Limit (AV) [dBuV/m]	Margin (QP / PK) [dB]	Margin (AV) [dB]	Remark
Hori.	5850.0	56.2	-	32.2	5.7	33.5	-	60.5	-	122.2	-	61.7	-	
Hori.	5855.0	51.0	-	32.2	5.7	33.5	-	55.3	-	110.8	-	55.5	-	
Hori.	5875.0	49.6	-	32.2	5.7	33.5	-	54.0	-	105.2	-	51.2	-	
Hori.	5925.0	48.2	-	32.3	5.7	33.5	-	52.6	-	68.2	-	15.6	-	
Vert.	5850.0	55.9	-	32.2	5.7	33.5	-	60.2	-	122.2	-	62.0	-	
Vert.	5855.0	51.0	-	32.2	5.7	33.5	-	55.3	-	110.8	-	55.5	-	
Vert.	5875.0	49.8	-	32.2	5.7	33.5	-	54.1	-	105.2	-	51.1	-	
Vert.	5925.0	46.8	-	32.3	5.7	33.5	-	51.2	-	68.2	-	17.0	-	

Result (QP / PK) = Reading + Ant Factor + Loss (Cable+Attenuator+Filter+Distance factor(above 1 GHz)) - Gain(Amplifier)

Result (AV)= Reading + Ant Factor + Loss (Cable+Attenuator+Filter+Distance factor(above 1 GHz)) - Gain(Amplifier) + Duty factor

*Other frequency noises omitted in this report were not seen or had enough margin (more than 20 dB).

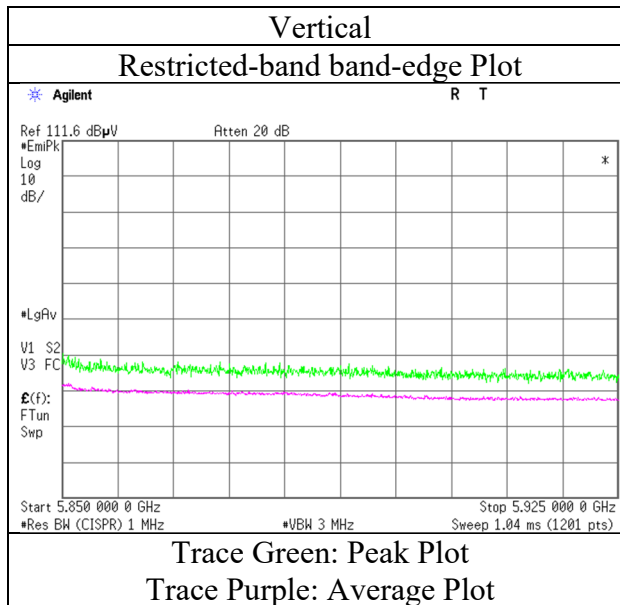
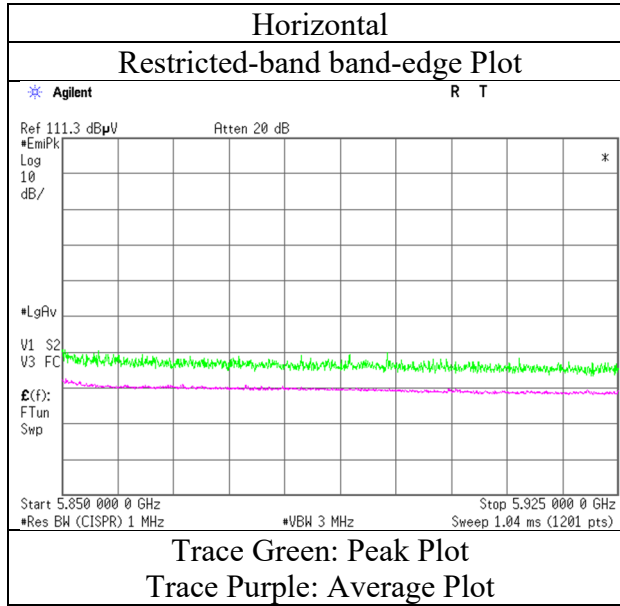
*QP detector was used up to 1GHz.

Distance factor: 1 GHz - 10 GHz $20\log(3.65\text{ m} / 3.0\text{ m}) = 1.71\text{ dB}$

Radiated Spurious Emission

Test place	Ise EMC Lab.
Semi Anechoic Chamber	No.2
Date	January 30, 2022
Temperature / Humidity	25 deg. C / 40 % RH
Engineer	Kiyoshiro Okazaki (1 GHz - 10 GHz)
Mode	Tx 11ax-20 5825 MHz (242-tone RU)

RU Index 61



* The measurement was conducted for a sufficiently long enough time to detect any possible spurious emissions. Final result of restricted band edge was shown in tabular data.

Radiated Spurious Emission

Test place	Ise EMC Lab.
Semi Anechoic Chamber	No.2
Date	January 30, 2022
Temperature / Humidity	25 deg. C / 40 % RH
Engineer	Kiyoshiro Okazaki (1 GHz - 10 GHz)
Mode	Tx 11ax-40 5190 MHz (26-tone RU)

RU Index 0

Polarity	Frequency	Reading (QP / PK)	Reading (AV)	Ant. Factor	Loss	Gain	Duty Factor	Result (QP / PK)	Result (AV)	Limit (QP / PK)	Limit (AV)	Margin (QP / PK)	Margin (AV)	Remark
[Hori/Vert]	[MHz]	[dBuV]	[dBuV]	[dB/m]	[dB]	[dB]	[dB]	[dBuV/m]	[dBuV/m]	[dBuV/m]	[dBuV/m]	[dB]	[dB]	
Hori.	5150.0	43.8	35.1	31.7	5.4	33.7	0.2	47.2	38.7	73.9	53.9	26.7	15.2	*1)
Vert.	5150.0	43.5	34.8	31.7	5.4	33.7	0.2	46.9	38.5	73.9	53.9	27.0	15.4	*1)

Result (QP / PK) = Reading + Ant Factor + Loss (Cable+Attenuator+Filter+Distance factor(above 1 GHz)) - Gain(Amplifier)

Result (AV)= Reading + Ant Factor + Loss (Cable+Attenuator+Filter+Distance factor(above 1 GHz)) - Gain(Amplifier) + Duty factor

*Other frequency noises omitted in this report were not seen or had enough margin (more than 20 dB).

*QP detector was used up to 1GHz.

*1) Not Out of Band emission(Leakage Power)

Distance factor: 1 GHz - 10 GHz $20\log(3.65\text{ m} / 3.0\text{ m}) = 1.71\text{ dB}$

Radiated Spurious Emission

Test place	Ise EMC Lab.
Semi Anechoic Chamber	No.2
Date	January 30, 2022
Temperature / Humidity	25 deg. C / 40 % RH
Engineer	Kiyoshiro Okazaki (1 GHz - 10 GHz)
Mode	Tx 11ax-40 5190 MHz (52-tone RU)

RU Index 37

Polarity	Frequency	Reading (QP / PK)	Reading (AV)	Ant. Factor	Loss	Gain	Duty Factor	Result (QP / PK)	Result (AV)	Limit (QP / PK)	Limit (AV)	Margin (QP / PK)	Margin (AV)	Remark
[Hori/Vert]	[MHz]	[dBuV]	[dBuV]	[dB/m]	[dB]	[dB]	[dB]	[dBuV/m]	[dBuV/m]	[dBuV/m]	[dBuV/m]	[dB]	[dB]	
Hori.	5150.0	45.0	36.2	31.7	5.4	33.7	0.3	48.4	39.9	73.9	53.9	25.5	14.0	*1)
Vert.	5150.0	44.3	35.6	31.7	5.4	33.7	0.3	47.7	39.3	73.9	53.9	26.2	14.6	*1)

Result (QP / PK) = Reading + Ant Factor + Loss (Cable+Attenuator+Filter+Distance factor(above 1 GHz)) - Gain(Amplifier)

Result (AV)= Reading + Ant Factor + Loss (Cable+Attenuator+Filter+Distance factor(above 1 GHz)) - Gain(Amplifier) + Duty factor

*Other frequency noises omitted in this report were not seen or had enough margin (more than 20 dB).

*QP detector was used up to 1GHz.

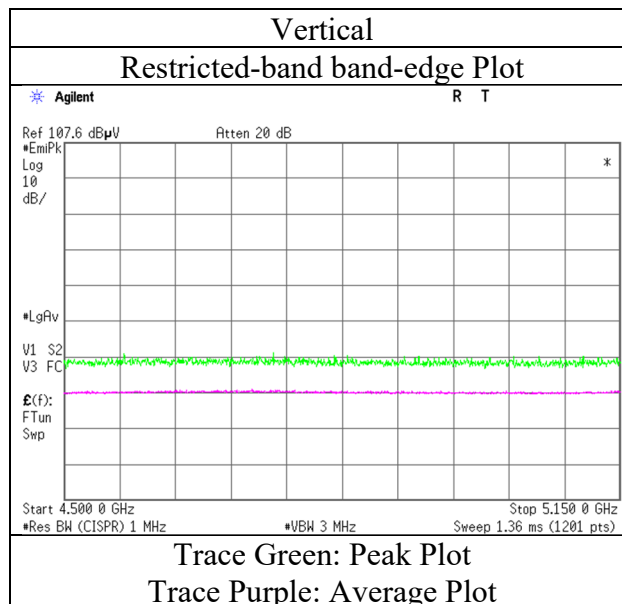
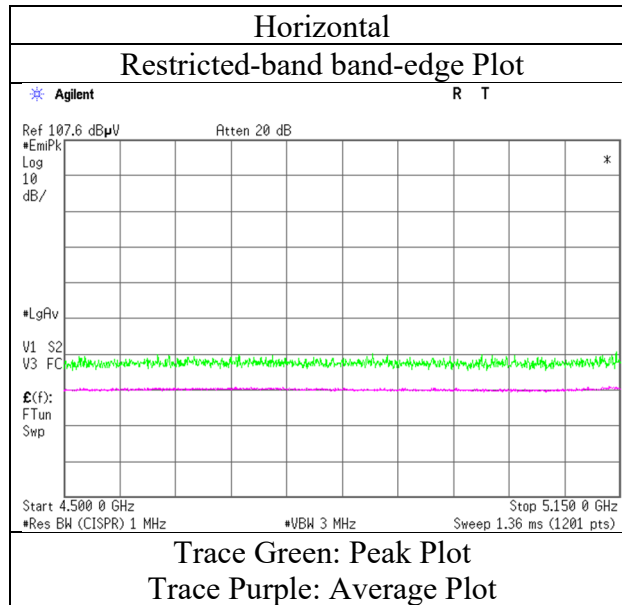
*1) Not Out of Band emission(Leakage Power)

Distance factor: 1 GHz - 10 GHz $20\log(3.65\text{ m} / 3.0\text{ m}) = 1.71\text{ dB}$

Radiated Spurious Emission

Test place	Ise EMC Lab.
Semi Anechoic Chamber	No.2
Date	January 30, 2022
Temperature / Humidity	25 deg. C / 40 % RH
Engineer	Kiyoshiro Okazaki (1 GHz - 10 GHz)
Mode	Tx 11ax-40 5190 MHz (52-tone RU)

RU Index 37



* The measurement was conducted for a sufficiently long enough time to detect any possible spurious emissions. Final result of restricted band edge was shown in tabular data.

Radiated Spurious Emission

Test place	Ise EMC Lab.
Semi Anechoic Chamber	No.2
Date	January 30, 2022
Temperature / Humidity	25 deg. C / 40 % RH
Engineer	Kiyoshiro Okazaki (1 GHz - 10 GHz)
Mode	Tx 11ax-40 5190 MHz (106-tone RU)

RU Index 53

Polarity	Frequency	Reading (QP / PK)	Reading (AV)	Ant. Factor	Loss	Gain	Duty Factor	Result (QP / PK)	Result (AV)	Limit (QP / PK)	Limit (AV)	Margin (QP / PK)	Margin (AV)	Remark
[Hori/Vert]	[MHz]	[dBuV]	[dBuV]	[dB/m]	[dB]	[dB]	[dB]	[dBuV/m]	[dBuV/m]	[dBuV/m]	[dBuV/m]	[dB]	[dB]	
Hori.	5150.0	47.7	38.4	31.7	5.4	33.7	0.3	51.2	42.1	73.9	53.9	22.8	11.8	*1)
Vert.	5150.0	47.2	37.8	31.7	5.4	33.7	0.3	50.6	41.6	73.9	53.9	23.3	12.4	*1)

Result (QP / PK) = Reading + Ant Factor + Loss (Cable+Attenuator+Filter+Distance factor(above 1 GHz)) - Gain(Amplifier)

Result (AV)= Reading + Ant Factor + Loss (Cable+Attenuator+Filter+Distance factor(above 1 GHz)) - Gain(Amplifier) + Duty factor

*Other frequency noises omitted in this report were not seen or had enough margin (more than 20 dB).

*QP detector was used up to 1GHz.

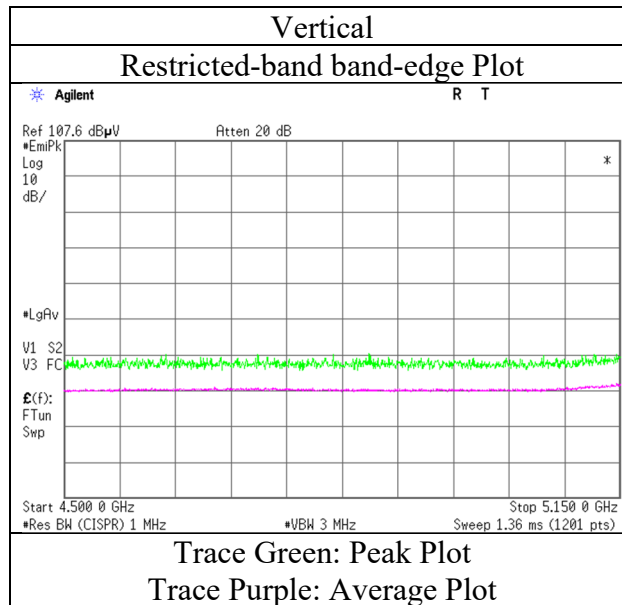
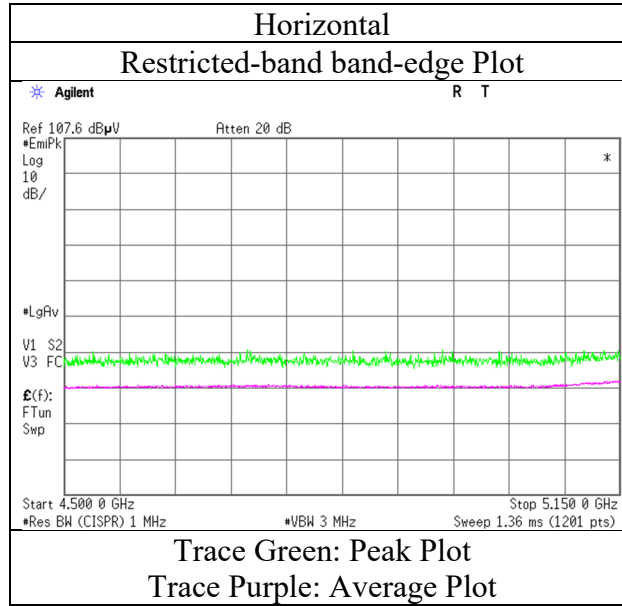
*1) Not Out of Band emission(Leakage Power)

Distance factor: 1 GHz - 10 GHz $20\log(3.65\text{ m} / 3.0\text{ m}) = 1.71\text{ dB}$

Radiated Spurious Emission

Test place	Ise EMC Lab.
Semi Anechoic Chamber	No.2
Date	January 30, 2022
Temperature / Humidity	25 deg. C / 40 % RH
Engineer	Kiyoshiro Okazaki (1 GHz - 10 GHz)
Mode	Tx 11ax-40 5190 MHz (106-tone RU)

RU Index 53



* The measurement was conducted for a sufficiently long enough time to detect any possible spurious emissions. Final result of restricted band edge was shown in tabular data.

Radiated Spurious Emission

Test place	Ise EMC Lab.
Semi Anechoic Chamber	No.2
Date	January 30, 2022
Temperature / Humidity	25 deg. C / 40 % RH
Engineer	Kiyoshiro Okazaki (1 GHz - 10 GHz)
Mode	Tx 11ax-40 5190 MHz (242-tone RU)

RU Index 61

Polarity	Frequency	Reading (QP / PK)	Reading (AV)	Ant. Factor	Loss	Gain	Duty Factor	Result (QP / PK)	Result (AV)	Limit (QP / PK)	Limit (AV)	Margin (QP / PK)	Margin (AV)	Remark
[Hori/Vert]	[MHz]	[dBuV]	[dBuV]	[dB/m]	[dB]	[dB]	[dB]	[dBuV/m]	[dBuV/m]	[dBuV/m]	[dBuV/m]	[dB]	[dB]	
Hori.	5150.0	50.1	40.9	31.7	5.4	33.7	0.4	53.5	44.6	73.9	53.9	20.4	9.3	*1)
Vert.	5150.0	49.7	40.8	31.7	5.4	33.7	0.4	53.1	44.6	73.9	53.9	20.8	9.3	*1)

Result (QP / PK) = Reading + Ant Factor + Loss (Cable+Attenuator+Filter+Distance factor(above 1 GHz)) - Gain(Amplifier)

Result (AV)= Reading + Ant Factor + Loss (Cable+Attenuator+Filter+Distance factor(above 1 GHz)) - Gain(Amplifier) + Duty factor

*Other frequency noises omitted in this report were not seen or had enough margin (more than 20 dB).

*QP detector was used up to 1GHz.

*1) Not Out of Band emission(Leakage Power)

Distance factor: 1 GHz - 10 GHz $20\log(3.65\text{ m} / 3.0\text{ m}) = 1.71\text{ dB}$

Radiated Spurious Emission

Test place	Ise EMC Lab.
Semi Anechoic Chamber	No.2
Date	January 30, 2022
Temperature / Humidity	25 deg. C / 40 % RH
Engineer	Kiyoshiro Okazaki (1 GHz - 10 GHz)
Mode	Tx 11ax-40 5190 MHz (484-tone RU)

RU Index 65

Polarity [Hori/Vert]	Frequency [MHz]	Reading (QP / PK) [dBuV]	Reading (AV) [dBuV]	Ant. Factor [dB/m]	Loss [dB]	Gain [dB]	Duty Factor [dB]	Result (QP / PK) [dBuV/m]	Result (AV) [dBuV/m]	Limit (QP / PK) [dBuV/m]	Limit (AV) [dBuV/m]	Margin (QP / PK) [dB]	Margin (AV) [dB]	Remark
Hori.	5150.0	52.0	42.6	31.7	5.4	33.7	0.4	55.4	46.4	73.9	53.9	18.5	7.5	*1)
Vert.	5150.0	50.9	41.3	31.7	5.4	33.7	0.4	54.3	45.1	73.9	53.9	19.6	8.9	*1)

Result (QP / PK) = Reading + Ant Factor + Loss (Cable+Attenuator+Filter+Distance factor(above 1 GHz)) - Gain(Amplifier)

Result (AV)= Reading + Ant Factor + Loss (Cable+Attenuator+Filter+Distance factor(above 1 GHz)) - Gain(Amplifier) + Duty factor

*Other frequency noises omitted in this report were not seen or had enough margin (more than 20 dB).

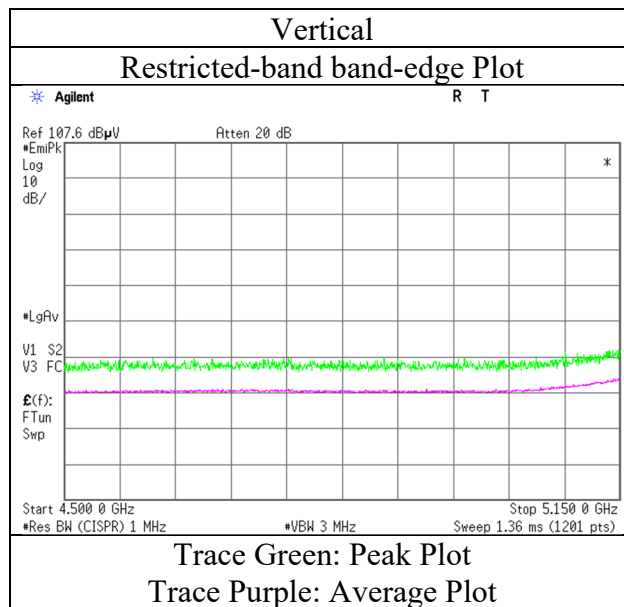
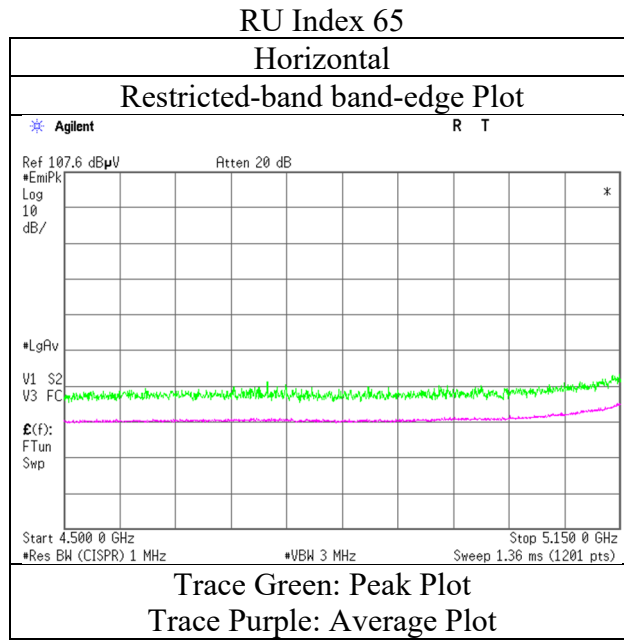
*QP detector was used up to 1GHz.

*1) Not Out of Band emission(Leakage Power)

Distance factor: 1 GHz - 10 GHz $20\log(3.65 \text{ m} / 3.0 \text{ m}) = 1.71 \text{ dB}$

Radiated Spurious Emission

Test place	Ise EMC Lab.
Semi Anechoic Chamber	No.2
Date	January 30, 2022
Temperature / Humidity	25 deg. C / 40 % RH
Engineer	Kiyoshiro Okazaki (1 GHz - 10 GHz)
Mode	Tx 11ax-40 5190 MHz (484-tone RU)



* The measurement was conducted for a sufficiently long enough time to detect any possible spurious emissions. Final result of restricted band edge was shown in tabular data.

Radiated Spurious Emission

Test place	Ise EMC Lab.
Semi Anechoic Chamber	No.2
Date	January 30, 2022
Temperature / Humidity	24 deg. C / 44 % RH
Engineer	Junya Okuno
	(1 GHz - 10 GHz)
Mode	Tx 11ax-40 5310 MHz (26-tone RU)

RU Index 17

Polarity	Frequency	Reading (QP / PK)	Reading (AV)	Ant. Factor	Loss	Gain	Duty Factor	Result (QP / PK)	Result (AV)	Limit (QP / PK)	Limit (AV)	Margin (QP / PK)	Margin (AV)	Remark
[Hori/Vert]	[MHz]	[dBuV]	[dBuV]	[dB/m]	[dB]	[dB]	[dB]	[dBuV/m]	[dBuV/m]	[dBuV/m]	[dBuV/m]	[dB]	[dB]	
Hori.	5350.0	44.3	35.5	31.6	5.5	33.6	0.2	47.8	39.2	73.9	53.9	26.1	14.7	*1)
Vert.	5350.0	43.7	34.9	31.6	5.5	33.6	0.2	47.2	38.6	73.9	53.9	26.8	15.4	*1)

Result (QP / PK) = Reading + Ant Factor + Loss (Cable+Attenuator+Filter+Distance factor(above 1 GHz)) - Gain(Amplifier)

Result (AV) = Reading + Ant Factor + Loss (Cable+Attenuator+Filter+Distance factor(above 1 GHz)) - Gain(Amplifier) + Duty factor

*Other frequency noises omitted in this report were not seen or had enough margin (more than 20 dB).

*QP detector was used up to 1GHz.

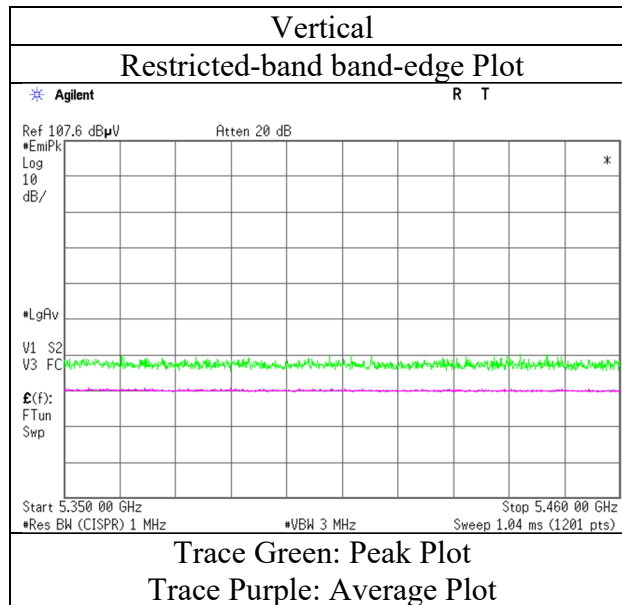
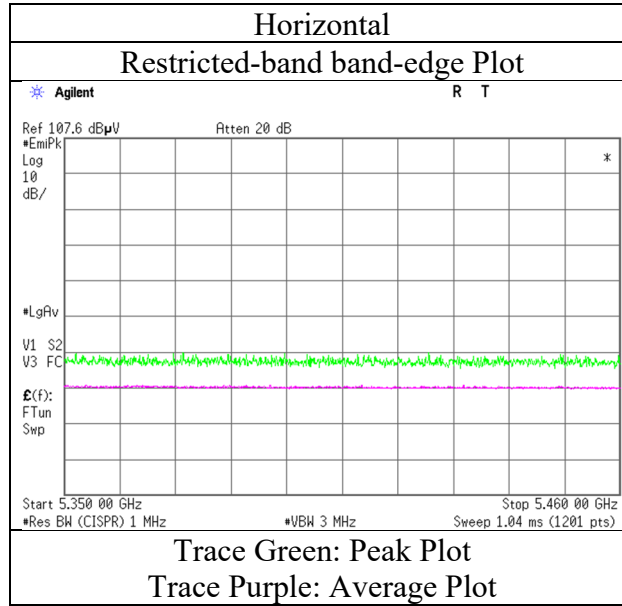
*1) Not Out of Band emission(Leakage Power)

Distance factor: 1 GHz - 10 GHz $20\log(3.65\text{ m} / 3.0\text{ m}) = 1.71\text{ dB}$

Radiated Spurious Emission

Test place	Ise EMC Lab.
Semi Anechoic Chamber	No.2
Date	January 30, 2022
Temperature / Humidity	24 deg. C / 44 % RH
Engineer	Junya Okuno (1 GHz - 10 GHz)
Mode	Tx 11ax-40 5310 MHz (26-tone RU)

RU Index 17



* The measurement was conducted for a sufficiently long enough time to detect any possible spurious emissions. Final result of restricted band edge was shown in tabular data.

Radiated Spurious Emission

Test place	Ise EMC Lab.
Semi Anechoic Chamber	No.2
Date	January 30, 2022
Temperature / Humidity	24 deg. C / 44 % RH
Engineer	Junya Okuno
	(1 GHz - 10 GHz)
Mode	Tx 11ax-40 5310 MHz (52-tone RU)

RU Index 44

Polarity [Hori/Vert]	Frequency [MHz]	Reading (QP / PK) [dBuV]	Reading (AV) [dBuV]	Ant. Factor [dB/m]	Loss [dB]	Gain [dB]	Duty Factor [dB]	Result (QP / PK) [dBuV/m]	Result (AV) [dBuV/m]	Limit (QP / PK) [dBuV/m]	Limit (AV) [dBuV/m]	Margin (QP / PK) [dB]	Margin (AV) [dB]	Remark
Hori.	5350.0	46.1	37.2	31.6	5.5	33.6	0.3	49.5	41.0	73.9	53.9	24.4	13.0	*1)
Vert.	5350.0	45.0	36.6	31.6	5.5	33.6	0.3	48.4	40.4	73.9	53.9	25.5	13.6	*1)

Result (QP / PK) = Reading + Ant Factor + Loss (Cable+Attenuator+Filter+Distance factor(above 1 GHz)) - Gain(Amplifier)

Result (AV) = Reading + Ant Factor + Loss (Cable+Attenuator+Filter+Distance factor(above 1 GHz)) - Gain(Amplifier) + Duty factor

*Other frequency noises omitted in this report were not seen or had enough margin (more than 20 dB).

*QP detector was used up to 1GHz.

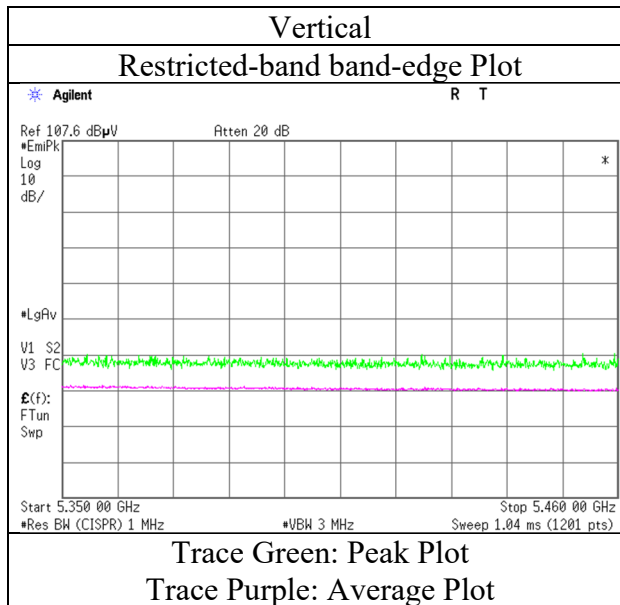
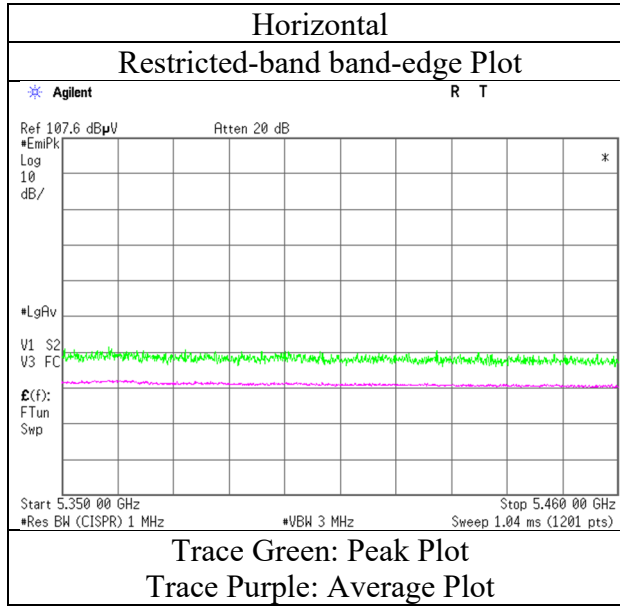
*1) Not Out of Band emission(Leakage Power)

Distance factor: 1 GHz - 10 GHz $20\log(3.65\text{ m} / 3.0\text{ m}) = 1.71\text{ dB}$

Radiated Spurious Emission

Test place Ise EMC Lab.
Semi Anechoic Chamber No.2
Date January 30, 2022
Temperature / Humidity 24 deg. C / 44 % RH
Engineer Junya Okuno
 (1 GHz - 10 GHz)
Mode Tx 11ax-40 5310 MHz (52-tone RU)

RU Index 44



* The measurement was conducted for a sufficiently long enough time to detect any possible spurious emissions. Final result of restricted band edge was shown in tabular data.

Radiated Spurious Emission

Test place	Ise EMC Lab.
Semi Anechoic Chamber	No.2
Date	January 30, 2022
Temperature / Humidity	24 deg. C / 44 % RH
Engineer	Junya Okuno
	(1 GHz - 10 GHz)
Mode	Tx 11ax-40 5310 MHz (106-tone RU)

RU Index 56

Polarity [Hori/Vert]	Frequency [MHz]	Reading (QP / PK) [dBuV]	Reading (AV) [dBuV]	Ant. Factor [dB/m]	Loss [dB]	Gain [dB]	Duty Factor [dB]	Result (QP / PK) [dBuV/m]	Result (AV) [dBuV/m]	Limit (QP / PK) [dBuV/m]	Limit (AV) [dBuV/m]	Margin (QP / PK) [dB]	Margin (AV) [dB]	Remark
Hori.	5350.0	48.7	39.2	31.6	5.5	33.6	0.3	52.1	43.0	73.9	53.9	21.8	11.0	*1)
Vert.	5350.0	47.0	37.7	31.6	5.5	33.6	0.3	50.4	41.5	73.9	53.9	23.5	12.4	*1)

Result (QP / PK) = Reading + Ant Factor + Loss (Cable+Attenuator+Filter+Distance factor(above 1 GHz)) - Gain(Amplifier)

Result (AV)= Reading + Ant Factor + Loss (Cable+Attenuator+Filter+Distance factor(above 1 GHz)) - Gain(Amplifier) + Duty factor

*Other frequency noises omitted in this report were not seen or had enough margin (more than 20 dB).

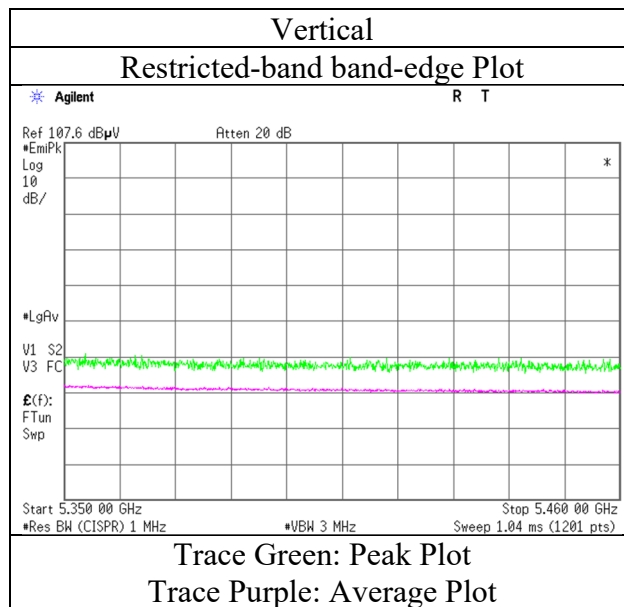
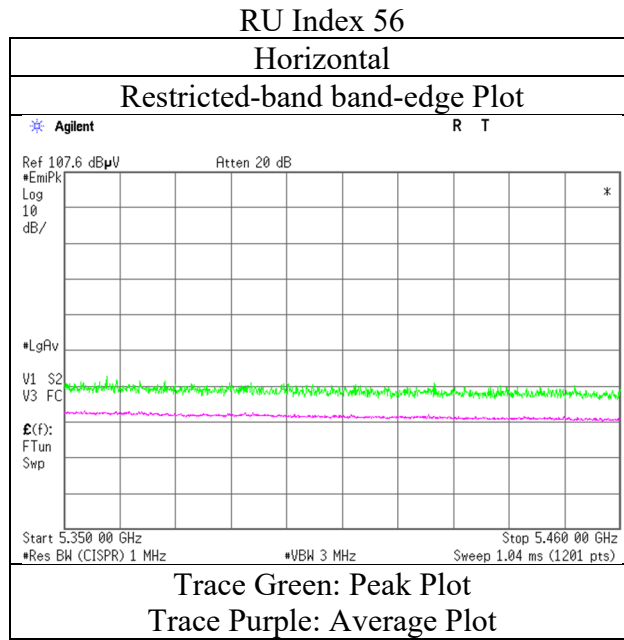
*QP detector was used up to 1GHz.

*1) Not Out of Band emission(Leakage Power)

Distance factor: 1 GHz - 10 GHz 20log(3.65 m / 3.0 m) = 1.71 dB

Radiated Spurious Emission

Test place	Ise EMC Lab.
Semi Anechoic Chamber	No.2
Date	January 30, 2022
Temperature / Humidity	24 deg. C / 44 % RH
Engineer	Junya Okuno (1 GHz - 10 GHz)
Mode	Tx 11ax-40 5310 MHz (106-tone RU)



* The measurement was conducted for a sufficiently long enough time to detect any possible spurious emissions. Final result of restricted band edge was shown in tabular data.

Radiated Spurious Emission

Test place	Ise EMC Lab.
Semi Anechoic Chamber	No.2
Date	January 30, 2022
Temperature / Humidity	25 deg. C / 40 % RH
Engineer	Kiyoshiro Okazaki (1 GHz - 10 GHz)
Mode	Tx 11ax-40 5310 MHz (242-tone RU)

RU Index 62

Polarity	Frequency	Reading (QP / PK)	Reading (AV)	Ant. Factor	Loss	Gain	Duty Factor	Result (QP / PK)	Result (AV)	Limit (QP / PK)	Limit (AV)	Margin (QP / PK)	Margin (AV)	Remark
[Hori/Vert]	[MHz]	[dBuV]	[dBuV]	[dB/m]	[dB]	[dB]	[dB]	[dBuV/m]	[dBuV/m]	[dBuV/m]	[dBuV/m]	[dB]	[dB]	
Hori.	5350.0	51.7	43.0	31.6	5.5	33.6	0.4	55.1	46.8	73.9	53.9	18.8	7.1	*1)
Vert.	5350.0	50.1	41.1	31.6	5.5	33.6	0.4	53.5	44.9	73.9	53.9	20.4	9.0	*1)

Result (QP / PK) = Reading + Ant Factor + Loss (Cable+Attenuator+Filter+Distance factor(above 1 GHz)) - Gain(Amplifier)

Result (AV) = Reading + Ant Factor + Loss (Cable+Attenuator+Filter+Distance factor(above 1 GHz)) - Gain(Amplifier) + Duty factor

*Other frequency noises omitted in this report were not seen or had enough margin (more than 20 dB).

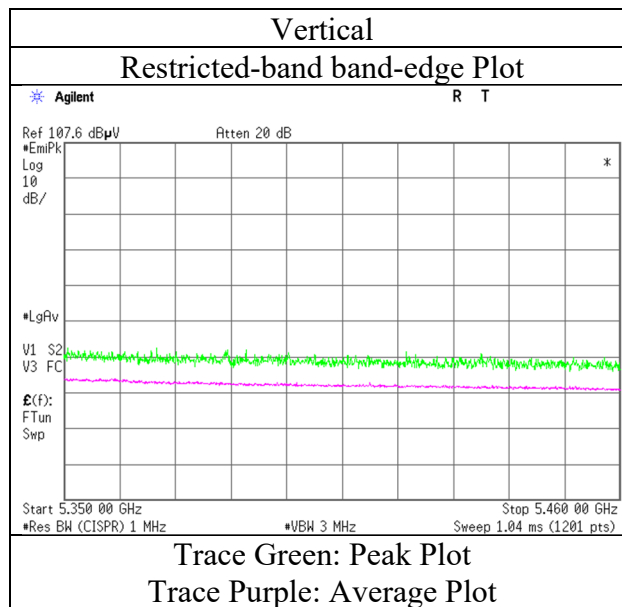
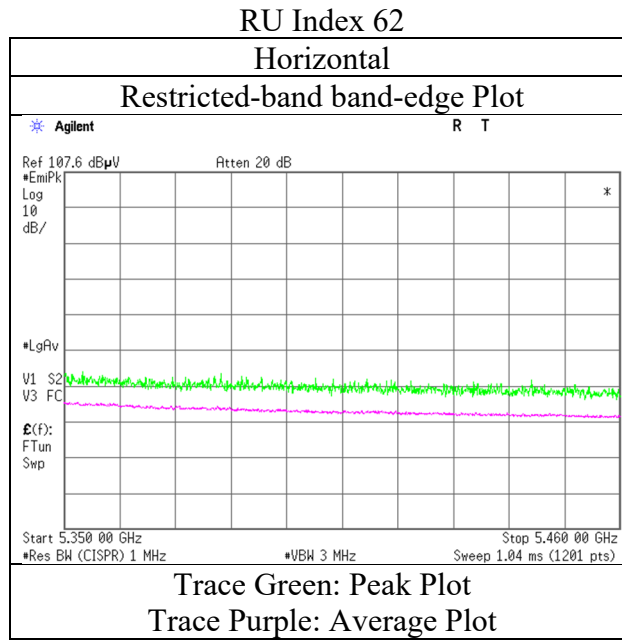
*QP detector was used up to 1GHz.

*1) Not Out of Band emission(Leakage Power)

Distance factor: 1 GHz - 10 GHz $20\log(3.65\text{ m} / 3.0\text{ m}) = 1.71\text{ dB}$

Radiated Spurious Emission

Test place	Ise EMC Lab.
Semi Anechoic Chamber	No.2
Date	January 30, 2022
Temperature / Humidity	25 deg. C / 40 % RH
Engineer	Kiyoshiro Okazaki (1 GHz - 10 GHz)
Mode	Tx 11ax-40 5310 MHz (242-tone RU)



* The measurement was conducted for a sufficiently long enough time to detect any possible spurious emissions. Final result of restricted band edge was shown in tabular data.

Radiated Spurious Emission

Test place	Ise EMC Lab.
Semi Anechoic Chamber	No.2
Date	January 30, 2022
Temperature / Humidity	25 deg. C / 40 % RH
Engineer	Kiyoshiro Okazaki (1 GHz - 10 GHz)
Mode	Tx 11ax-40 5310 MHz (484-tone RU)

RU Index 65

Polarity	Frequency	Reading (QP / PK)	Reading (AV)	Ant. Factor	Loss	Gain	Duty Factor	Result (QP / PK)	Result (AV)	Limit (QP / PK)	Limit (AV)	Margin (QP / PK)	Margin (AV)	Remark
[Hori/Vert]	[MHz]	[dBuV]	[dBuV]	[dB/m]	[dB]	[dB]	[dB]	[dBuV/m]	[dBuV/m]	[dBuV/m]	[dBuV/m]	[dB]	[dB]	
Hori.	5350.0	52.0	43.0	31.6	5.5	33.6	0.4	55.4	46.8	73.9	53.9	18.5	7.1	*1)
Vert.	5350.0	51.3	41.7	31.6	5.5	33.6	0.4	54.7	45.5	73.9	53.9	19.2	8.4	*1)

Result (QP / PK) = Reading + Ant Factor + Loss (Cable+Attenuator+Filter+Distance factor(above 1 GHz)) - Gain(Amplifier)

Result (AV)= Reading + Ant Factor + Loss (Cable+Attenuator+Filter+Distance factor(above 1 GHz)) - Gain(Amplifier) + Duty factor

*Other frequency noises omitted in this report were not seen or had enough margin (more than 20 dB).

*QP detector was used up to 1GHz.

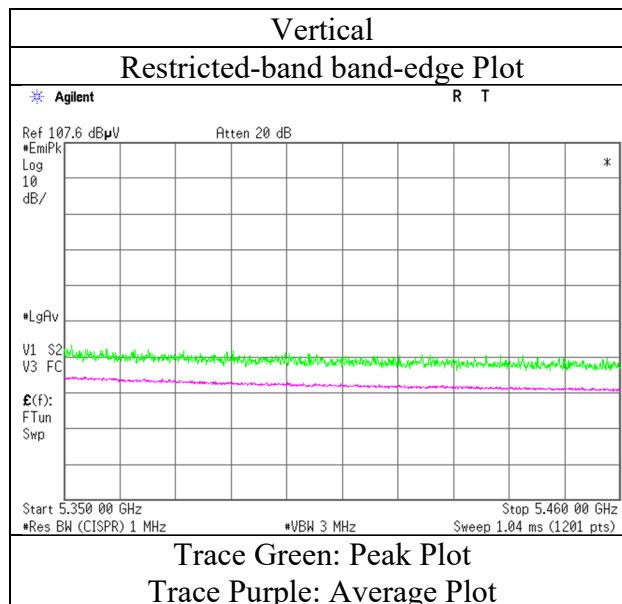
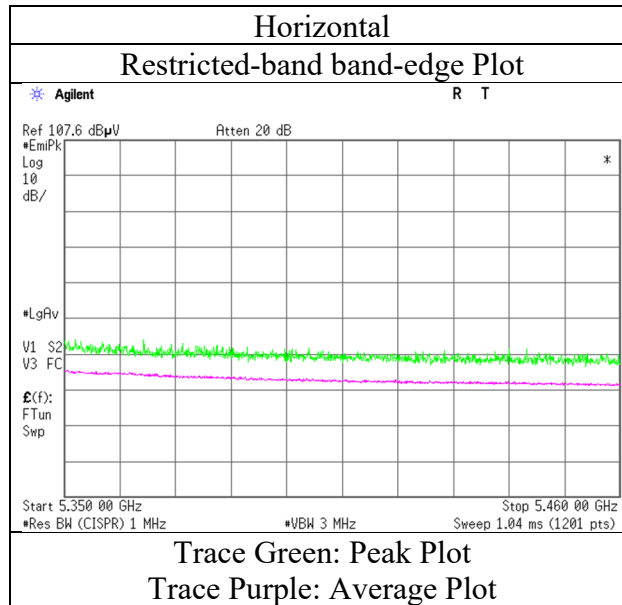
*1) Not Out of Band emission(Leakage Power)

Distance factor: 1 GHz - 10 GHz $20\log(3.65 \text{ m} / 3.0 \text{ m}) = 1.71 \text{ dB}$

Radiated Spurious Emission

Test place	Ise EMC Lab.
Semi Anechoic Chamber	No.2
Date	January 30, 2022
Temperature / Humidity	25 deg. C / 40 % RH
Engineer	Kiyoshiro Okazaki (1 GHz - 10 GHz)
Mode	Tx 11ax-40 5310 MHz (484-tone RU)

RU Index 65



* The measurement was conducted for a sufficiently long enough time to detect any possible spurious emissions. Final result of restricted band edge was shown in tabular data.

Radiated Spurious Emission

Test place	Ise EMC Lab.
Semi Anechoic Chamber	No.2
Date	January 30, 2022
Temperature / Humidity	24 deg. C / 44 % RH
Engineer	Junya Okuno
	(1 GHz - 10 GHz)
Mode	Tx 11ax-40 5510 MHz (26-tone RU)

RU Index 0

Polarity	Frequency	Reading (QP / PK)	Reading (AV)	Ant. Factor	Loss	Gain	Duty Factor	Result (QP / PK)	Result (AV)	Limit (QP / PK)	Limit (AV)	Margin (QP / PK)	Margin (AV)	Remark
[Hori/Vert]	[MHz]	[dBuV]	[dBuV]	[dB/m]	[dB]	[dB]	[dB]	[dBuV/m]	[dBuV/m]	[dBuV/m]	[dBuV/m]	[dB]	[dB]	
Hori.	5460.0	44.4	35.7	31.8	5.5	33.5	0.2	48.2	39.7	68.2	53.9	20.0	14.2	*1)
Hori.	5470.0	44.6	-	31.8	5.5	33.5	-	48.4	-	68.2	-	19.8	-	
Vert.	5460.0	43.9	35.3	31.8	5.5	33.5	0.2	47.6	39.3	68.2	53.9	20.6	14.6	*1)
Vert.	5470.0	44.0	-	31.8	5.5	33.5	-	47.8	-	68.2	-	20.4	-	

Result (QP / PK) = Reading + Ant Factor + Loss (Cable+Attenuator+Filter+Distance factor(above 1 GHz)) - Gain(Amplifier)

Result (AV)= Reading + Ant Factor + Loss (Cable+Attenuator+Filter+Distance factor(above 1 GHz)) - Gain(Amplifier) + Duty factor

*Other frequency noises omitted in this report were not seen or had enough margin (more than 20 dB).

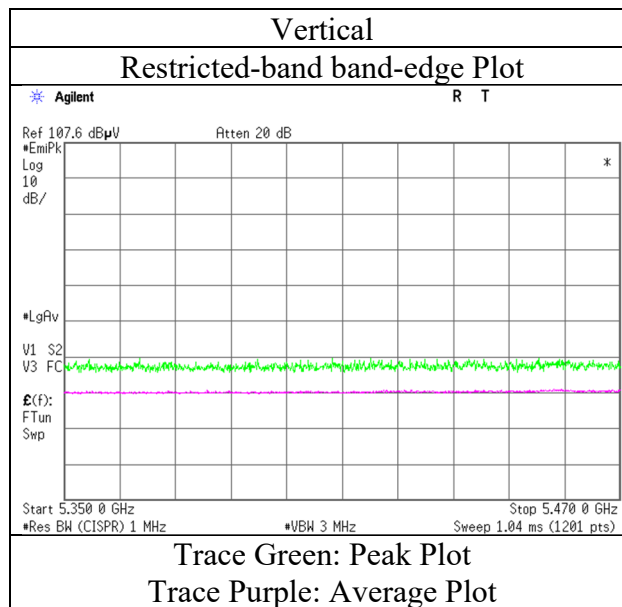
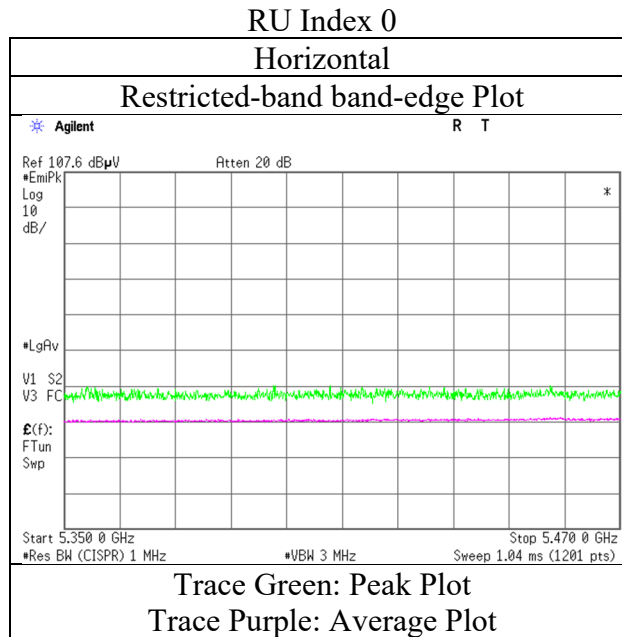
*QP detector was used up to 1GHz.

*1) Not Out of Band emission(Leakage Power)

Distance factor: 1 GHz - 10 GHz $20\log(3.65 \text{ m} / 3.0 \text{ m}) = 1.71 \text{ dB}$

Radiated Spurious Emission

Test place	Ise EMC Lab.
Semi Anechoic Chamber	No.2
Date	January 30, 2022
Temperature / Humidity	24 deg. C / 44 % RH
Engineer	Junya Okuno (1 GHz - 10 GHz)
Mode	Tx 11ax-40 5510 MHz (26-tone RU)



* The measurement was conducted for a sufficiently long enough time to detect any possible spurious emissions. Final result of restricted band edge was shown in tabular data.

Radiated Spurious Emission

Test place	Ise EMC Lab.
Semi Anechoic Chamber	No.2
Date	January 30, 2022
Temperature / Humidity	24 deg. C / 44 % RH
Engineer	Junya Okuno
	(1 GHz - 10 GHz)
Mode	Tx 11ax-40 5510 MHz (52-tone RU)

RU Index 37

Polarity	Frequency	Reading (QP / PK)	Reading (AV)	Ant. Factor	Loss	Gain	Duty Factor	Result (QP / PK)	Result (AV)	Limit (QP / PK)	Limit (AV)	Margin (QP / PK)	Margin (AV)	Remark
[Hori/Vert]	[MHz]	[dBuV]	[dBuV]	[dB/m]	[dB]	[dB]	[dB]	[dBuV/m]	[dBuV/m]	[dBuV/m]	[dBuV/m]	[dB]	[dB]	
Hori.	5460.0	49.3	39.3	31.8	5.5	33.5	0.3	53.0	43.3	68.2	53.9	15.2	10.6	*1)
Hori.	5470.0	48.2	-	31.8	5.5	33.5	-	52.0	-	68.2	-	16.3	-	
Vert.	5460.0	45.9	36.7	31.8	5.5	33.5	0.3	49.7	40.8	68.2	53.9	18.5	13.1	*1)
Vert.	5470.0	46.1	-	31.8	5.5	33.5	-	49.9	-	68.2	-	18.3	-	

Result (QP / PK) = Reading + Ant Factor + Loss (Cable+Attenuator+Filter+Distance factor(above 1 GHz)) - Gain(Amplifier)

Result (AV)= Reading + Ant Factor + Loss (Cable+Attenuator+Filter+Distance factor(above 1 GHz)) - Gain(Amplifier) + Duty factor

*Other frequency noises omitted in this report were not seen or had enough margin (more than 20 dB).

*QP detector was used up to 1GHz.

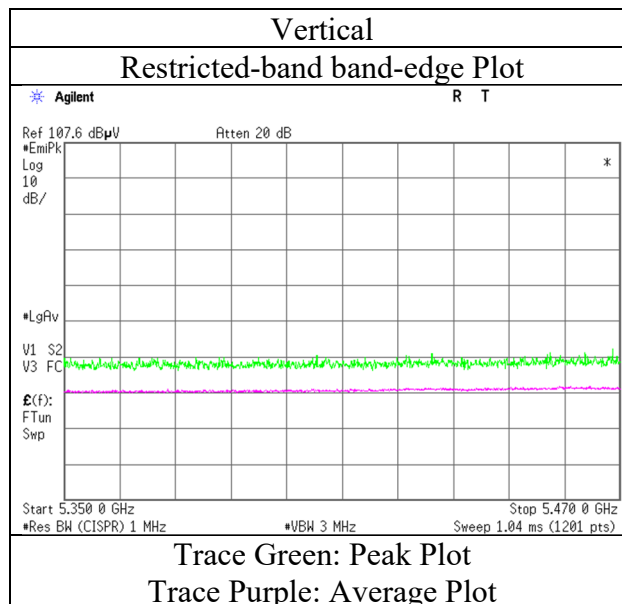
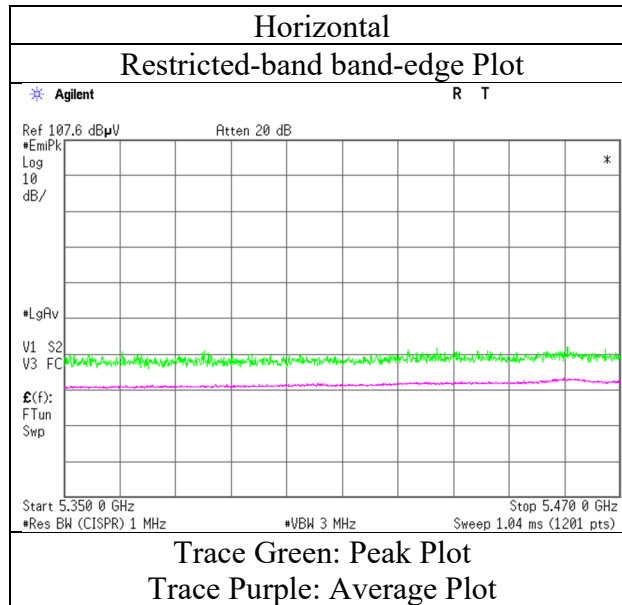
*1) Not Out of Band emission(Leakage Power)

Distance factor: 1 GHz - 10 GHz $20\log(3.65 \text{ m} / 3.0 \text{ m}) = 1.71 \text{ dB}$

Radiated Spurious Emission

Test place Ise EMC Lab.
Semi Anechoic Chamber No.2
Date January 30, 2022
Temperature / Humidity 24 deg. C / 44 % RH
Engineer Junya Okuno
 (1 GHz - 10 GHz)
Mode Tx 11ax-40 5510 MHz (52-tone RU)

RU Index 37



* The measurement was conducted for a sufficiently long enough time to detect any possible spurious emissions. Final result of restricted band edge was shown in tabular data.

Radiated Spurious Emission

Test place	Ise EMC Lab.
Semi Anechoic Chamber	No.2
Date	January 30, 2022
Temperature / Humidity	24 deg. C / 44 % RH
Engineer	Junya Okuno
	(1 GHz - 10 GHz)
Mode	Tx 11ax-40 5510 MHz (106-tone RU)

RU Index 53

Polarity	Frequency	Reading (QP / PK)	Reading (AV)	Ant. Factor	Loss	Gain	Duty Factor	Result (QP / PK)	Result (AV)	Limit (QP / PK)	Limit (AV)	Margin (QP / PK)	Margin (AV)	Remark
[Hori/Vert]	[MHz]	[dBuV]	[dBuV]	[dB/m]	[dB]	[dB]	[dB]	[dBuV/m]	[dBuV/m]	[dBuV/m]	[dBuV/m]	[dB]	[dB]	
Hori.	5460.0	49.0	39.9	31.8	5.5	33.5	0.3	52.8	44.0	68.2	53.9	15.4	9.9	*1)
Hori.	5470.0	49.5	-	31.8	5.5	33.5	-	53.3	-	68.2	-	14.9	-	
Vert.	5460.0	47.6	38.7	31.8	5.5	33.5	0.3	51.3	42.7	68.2	53.9	16.9	11.2	*1)
Vert.	5470.0	48.2	-	31.8	5.5	33.5	-	51.9	-	68.2	-	16.3	-	

Result (QP / PK) = Reading + Ant Factor + Loss (Cable+Attenuator+Filter+Distance factor(above 1 GHz)) - Gain(Amplifier)

Result (AV)= Reading + Ant Factor + Loss (Cable+Attenuator+Filter+Distance factor(above 1 GHz)) - Gain(Amplifier) + Duty factor

*Other frequency noises omitted in this report were not seen or had enough margin (more than 20 dB).

*QP detector was used up to 1GHz.

*1) Not Out of Band emission(Leakage Power)

Distance factor: 1 GHz - 10 GHz $20\log(3.65 \text{ m} / 3.0 \text{ m}) = 1.71 \text{ dB}$