

GDF510PGR/PSR

GE® Plastic Interior Dishwasher with Front Controls

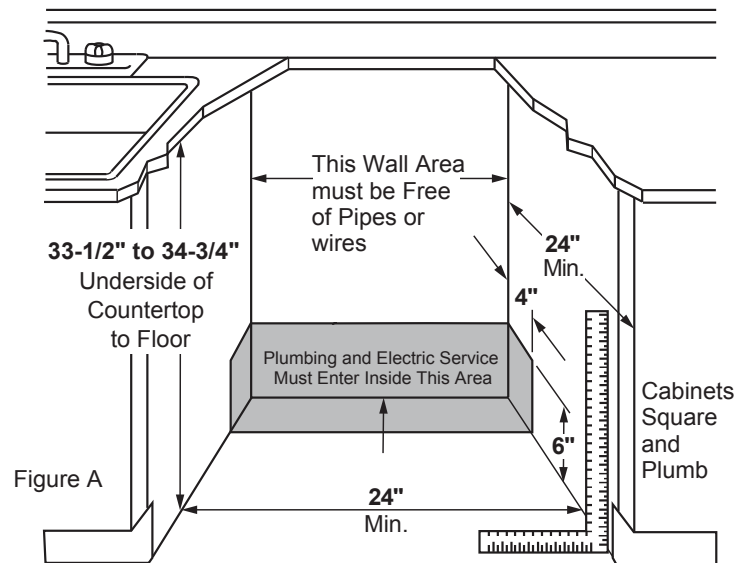
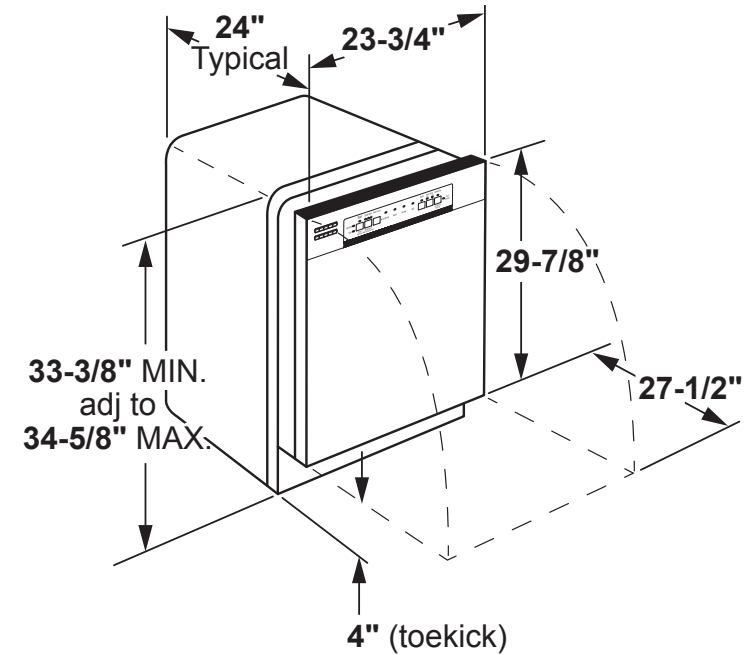
DIMENSIONS AND INSTALLATION INFORMATION (IN INCHES)

ELECTRICAL RATING

Voltage AC.....	120
Hertz.....	60
Total connected load amperage.....	6.6
Calrod® heater watts max.....	800/500

For use on adequately wired 120-volt, 15-amp circuit having 2-wire service with a separate ground wire. This appliance must be grounded for safe operation.

INSTALLATION INFORMATION: Before installing, consult installation instructions packed with product for current dimensional data.



For answers to your Monogram, Café™, GE Profile™ or GE Appliances product questions, visit our website at geappliances.com or call GE Answer Center® Service, 800.626.2000.



Listed by
Underwriters
Laboratories

GDF510PGR/PSR

GE® Plastic Interior Dishwasher with Front Controls

FEATURES AND BENEFITS

Reliable Performance – This American made dishwasher is durable, long-lasting and dependable. Its consistent performance will give you totally clean and dry dishes with every cycle

Dry Boost™ – Dry Boost outperforms standard heated dry dishwashers by getting hard-to-dry items like plastics up to 3 times drier.* Compared to heated dry option

Water Leak Sensor – This dishwasher features Active Flood Protect, which prevents potential overflows for greater peace of mind. It works by using a water leak detector to sense when water is too high, pumping it out until a safe level is reached.

Reliable Dishwasher Performance – This reliable dishwasher is built to provide years of dependable performance, so you know your dishes will be clean and dry every time

High Wash Performance – Get a complete wash with no pre-rinse, thanks to a variety of powerful clean wash cycles. No matter how many dishes you load or how dirty they are, rest assured you'll get spotless results every time

Choose Your Cycle – This dishwasher offers a heavy wash, normal wash, rinse cycle and a 1-hour wash cycle for outstanding wash performance and clean dishes every time, every load size

Dishwasher with Upper & Lower Rack Capacity – This well-designed dishwasher has an upper and lower rack, which offers loading flexibility and total wash coverage on both racks

ENERGY STAR® Dishwasher – This efficient, ENERGY STAR® dishwasher saves energy without sacrificing features or functionality

Hard Food Disposer – The Piranha™ hard food disposer with a removable filter has a stainless steel blade that rotates at 3,600 RPM, preventing large particles from clogging the wash arms and ensuring consistently clean dishes

Large Capacity – This large capacity dishwasher has enough space for 14 place settings and large dishware, making cleanup easy after large gatherings

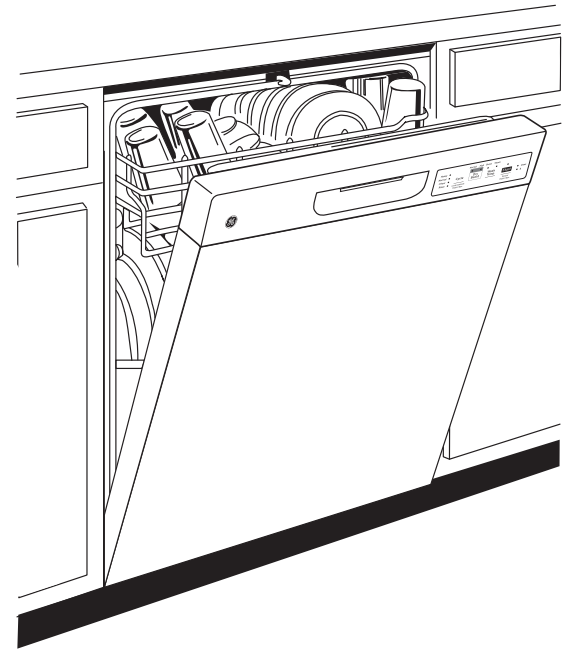
Heavy-Duty Plastic Interior Dishwasher – This heavy-duty plastic interior is extremely long-lasting, durable and has an attractive American Gray finish

59 dBA Dishwasher – This quiet dishwasher provides a powerful clean without unwanted noise or disturbances. A status light on the door lets you know when it's running

Flush Installation – Cabinet-depth flush installation ensures your dishwasher blends in with the design of your kitchen, and it doesn't reduce rack capacity

Top or Side Mount Installation Brackets – Easily mount the dishwasher under your countertop or to the side of your cabinets using installation brackets for any type of countertop

Built-Up Floor Capable – This dishwasher has adjustable heights, making it easy to install over built-up floors



Model GDF510PSRSS – Stainless Steel

Model GDF510PGRWW – White

Model GDF510PGRBB – Black

