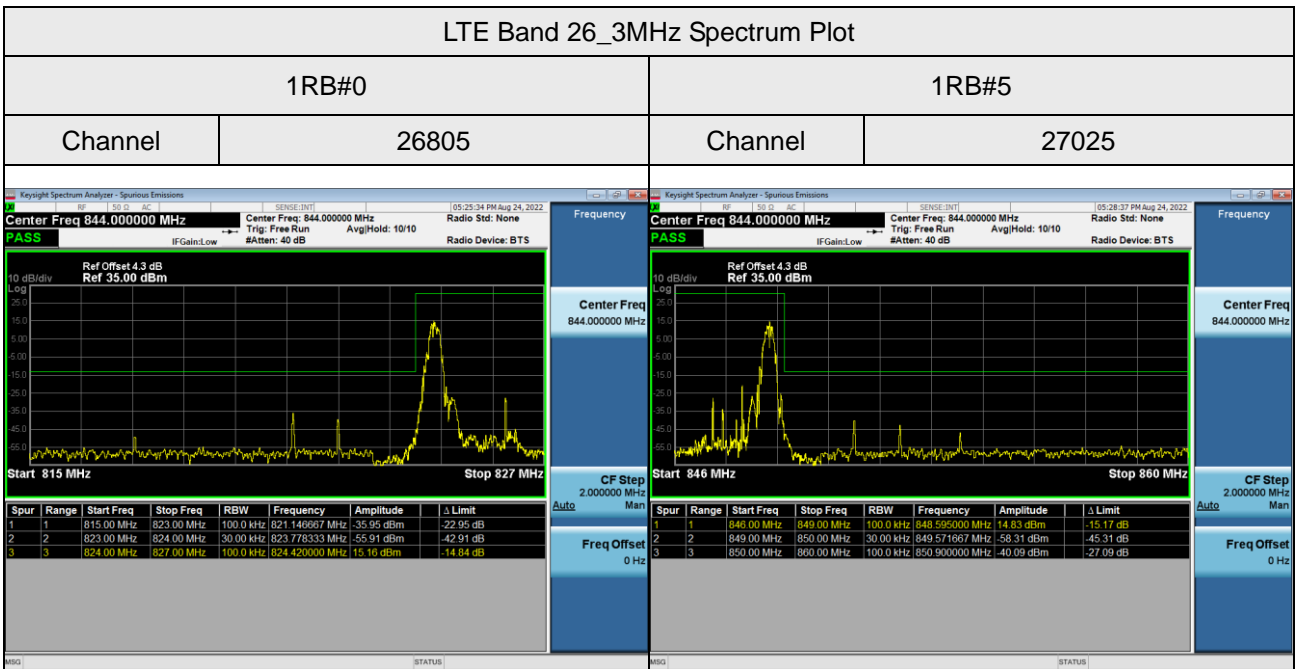
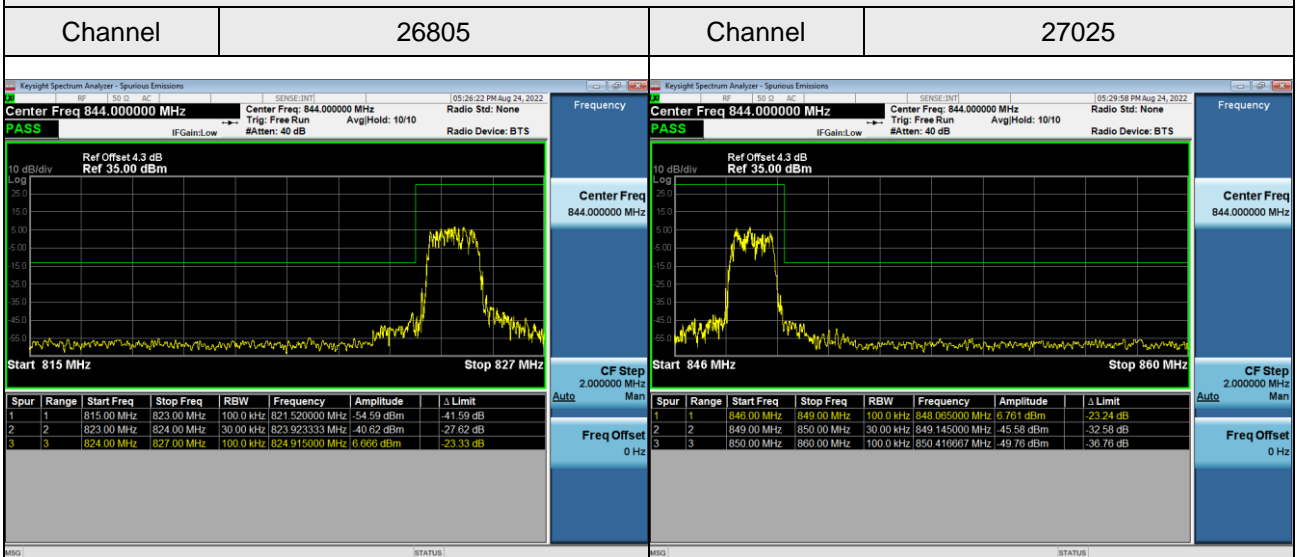


LTE Band 26_3MHz Spectrum Plot



6RB#0



LTE Band 26_5MHz Spectrum Plot

1RB#0

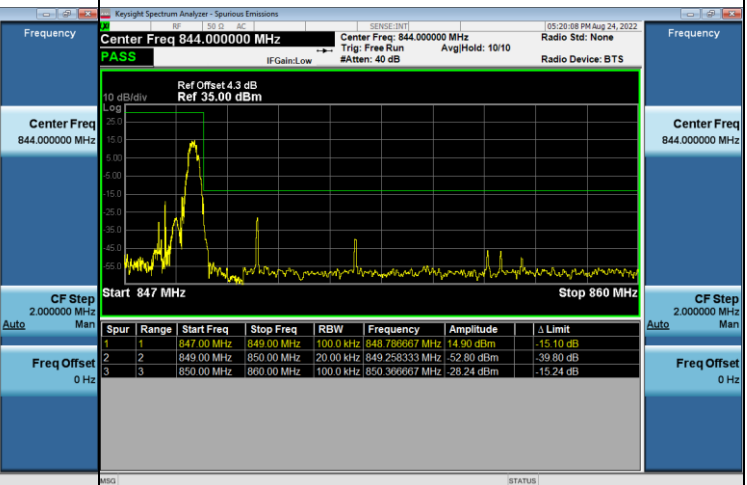
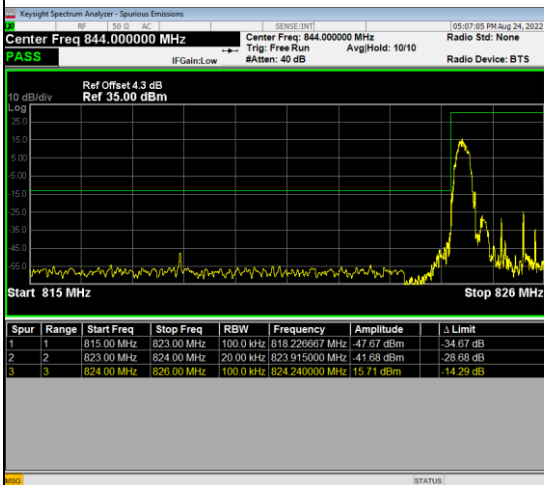
1RB#5

Channel

26815

Channel

27015



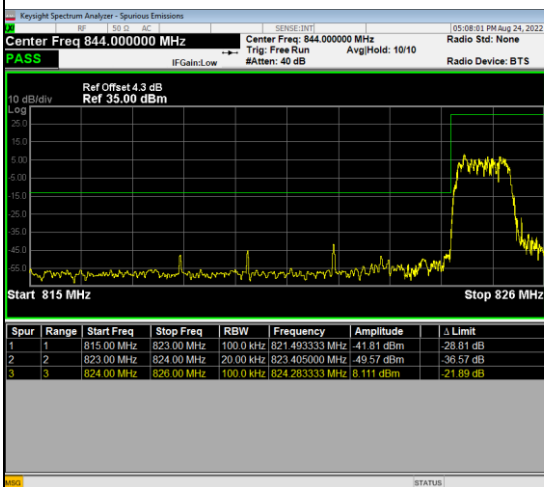
6RB#0

Channel

26815

Channel

27015



LTE Band 26_10MHz Spectrum Plot

1RB#0

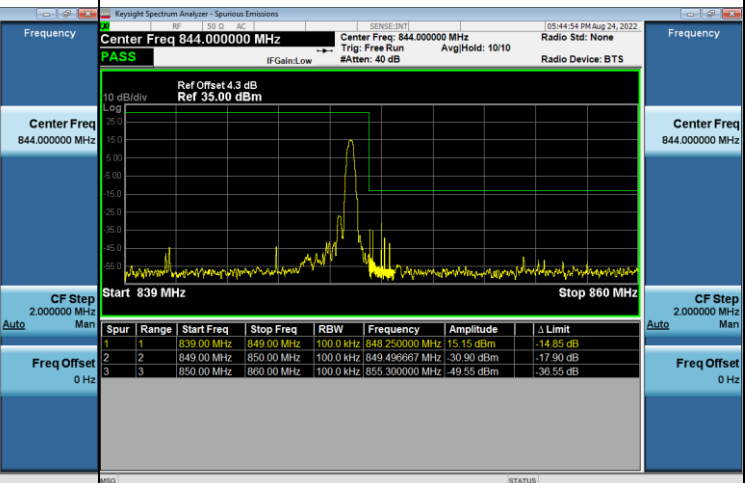
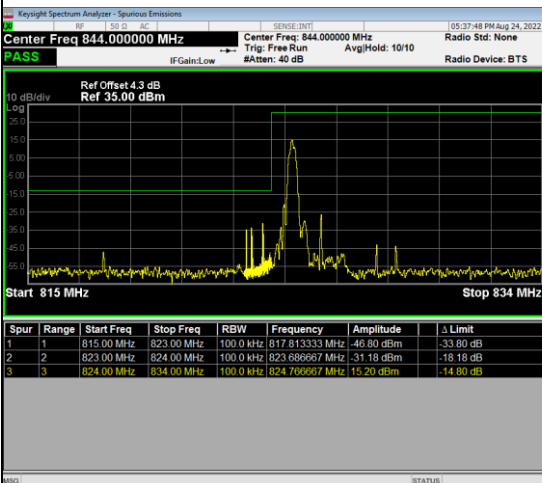
1RB#5

Channel

26840

Channel

26690



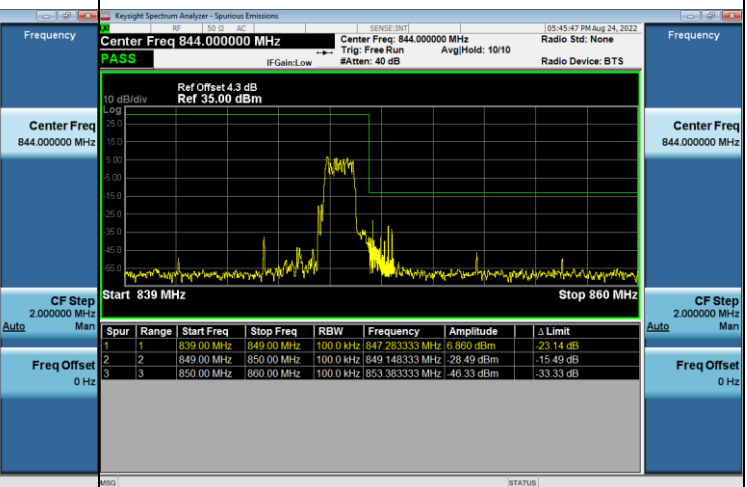
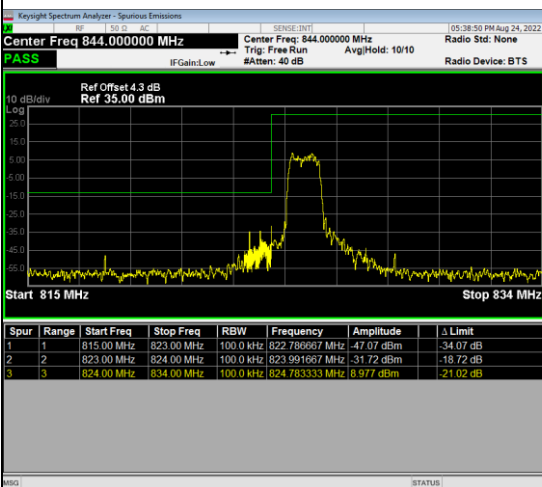
6RB#0

Channel

26840

Channel

26690



LTE Band 26_15MHz Spectrum Plot

1RB#0

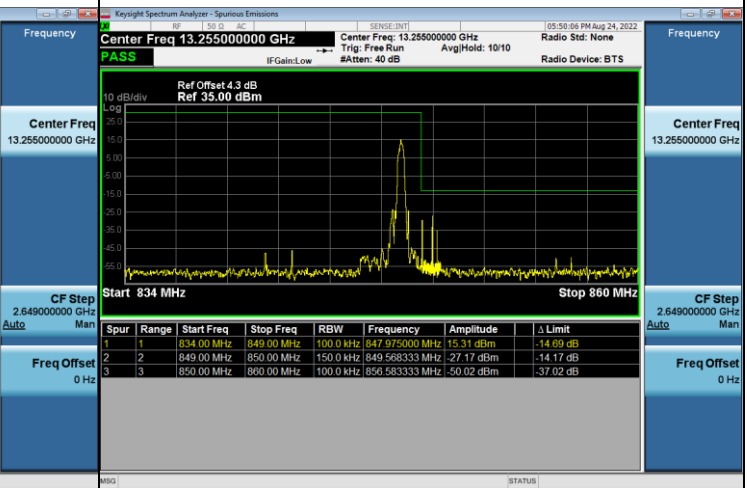
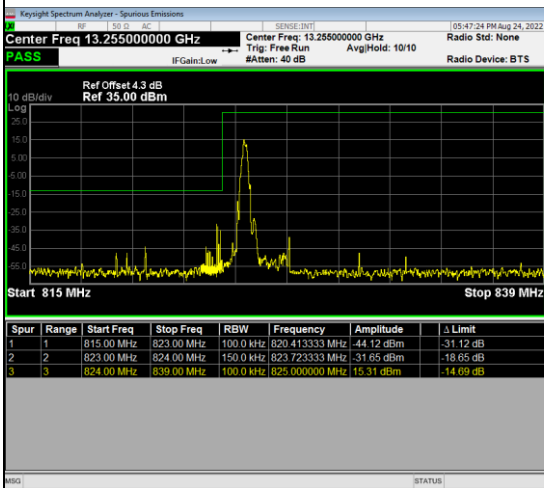
1RB#5

Channel

26865

Channel

26965



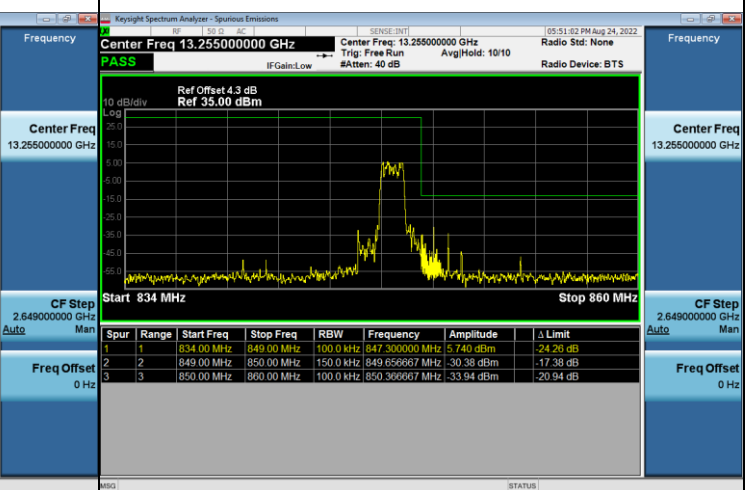
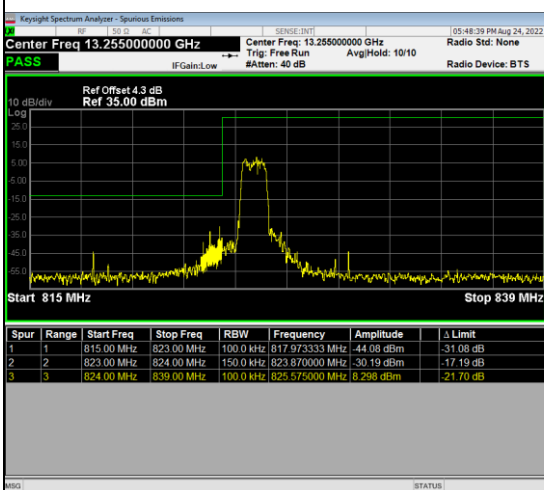
6RB#0

Channel

26865

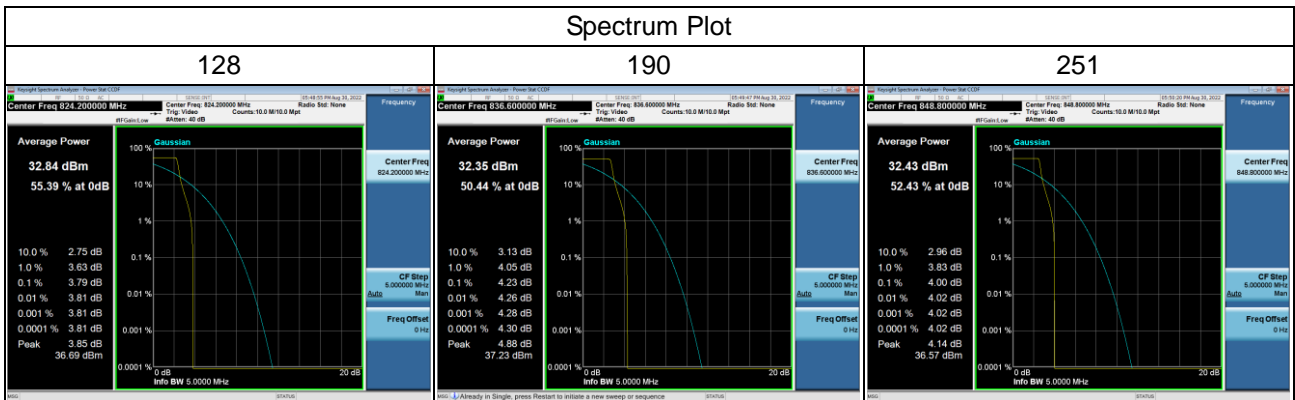
Channel

26965



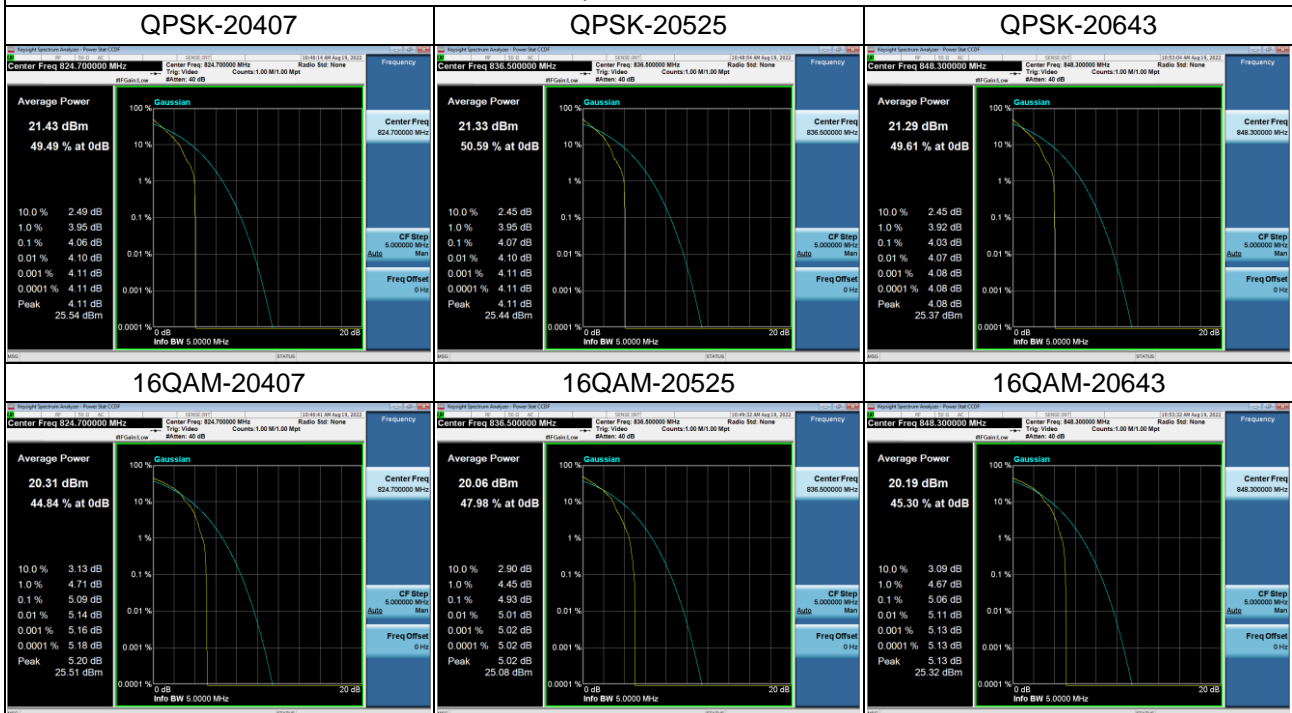
APPENDIX H - PEAK TO AVERAGE RATIO

GSM 850_GPRS					
Channel	Frequency (MHz)	Peak To Average Ratio (dB)		Max. Limit (dB)	Result
		QPSK			
128	824.2	3.79		13	Pass
190	836.6	4.23		13	Pass
251	848.8	4.00		13	Pass

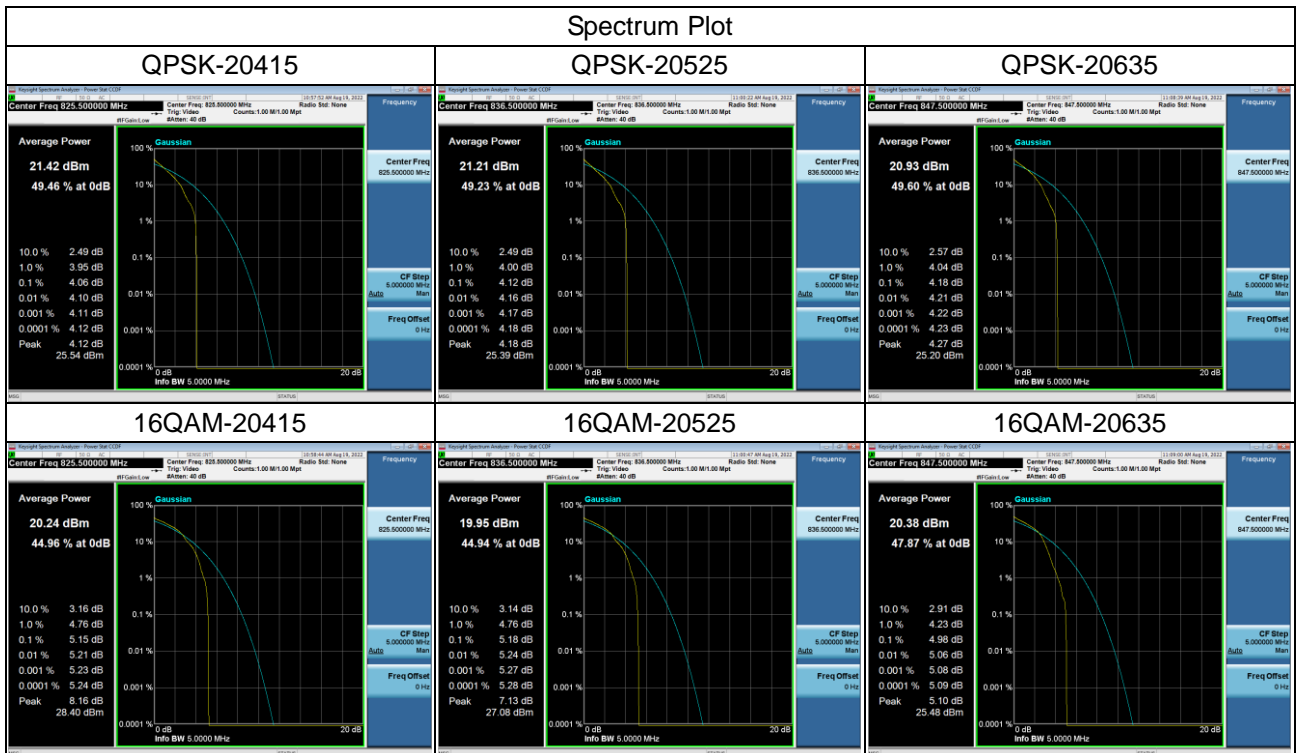


LTE Band 5_1.4MHz						
Channel	Frequency (MHz)	Peak To Average Ratio (dB)		Max. Limit (dB)	Result	
		QPSK	16QAM			
20407	824.7	4.06	5.09	13	Pass	
20525	836.5	4.07	4.93	13	Pass	
20643	848.3	4.03	5.06	13	Pass	

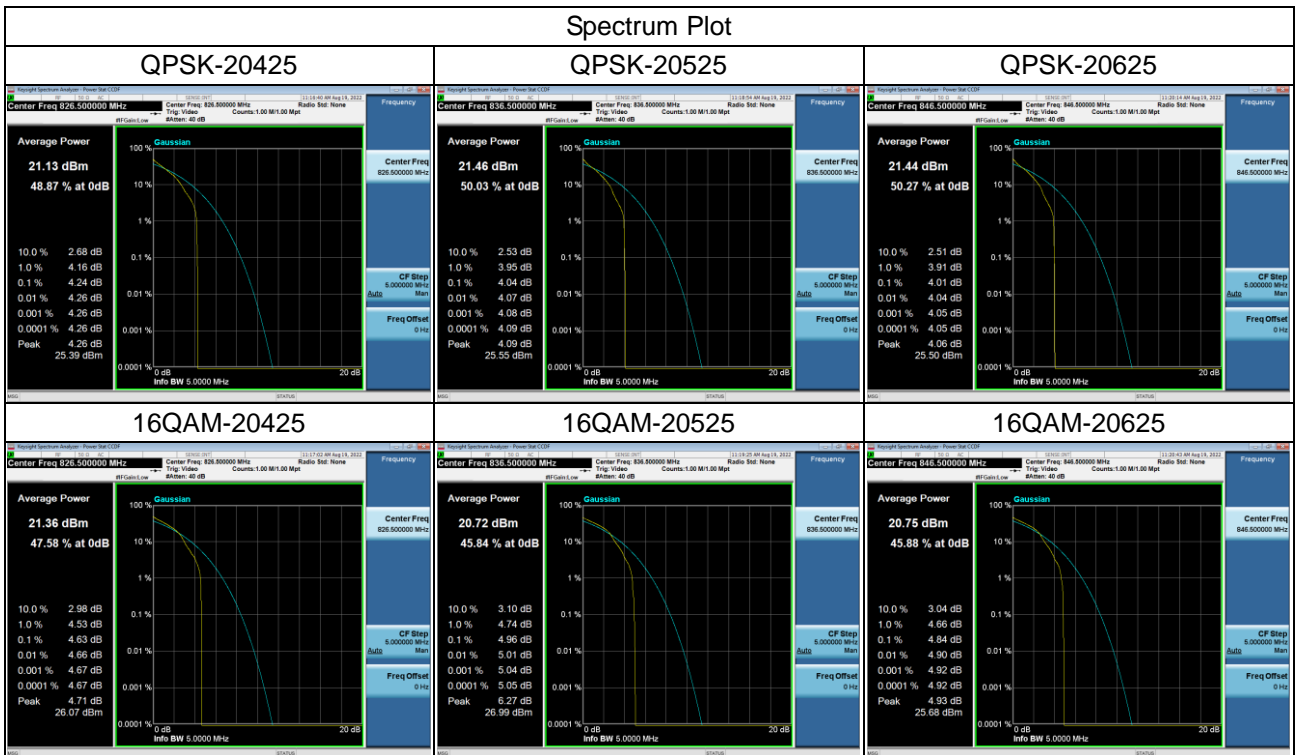
Spectrum Plot



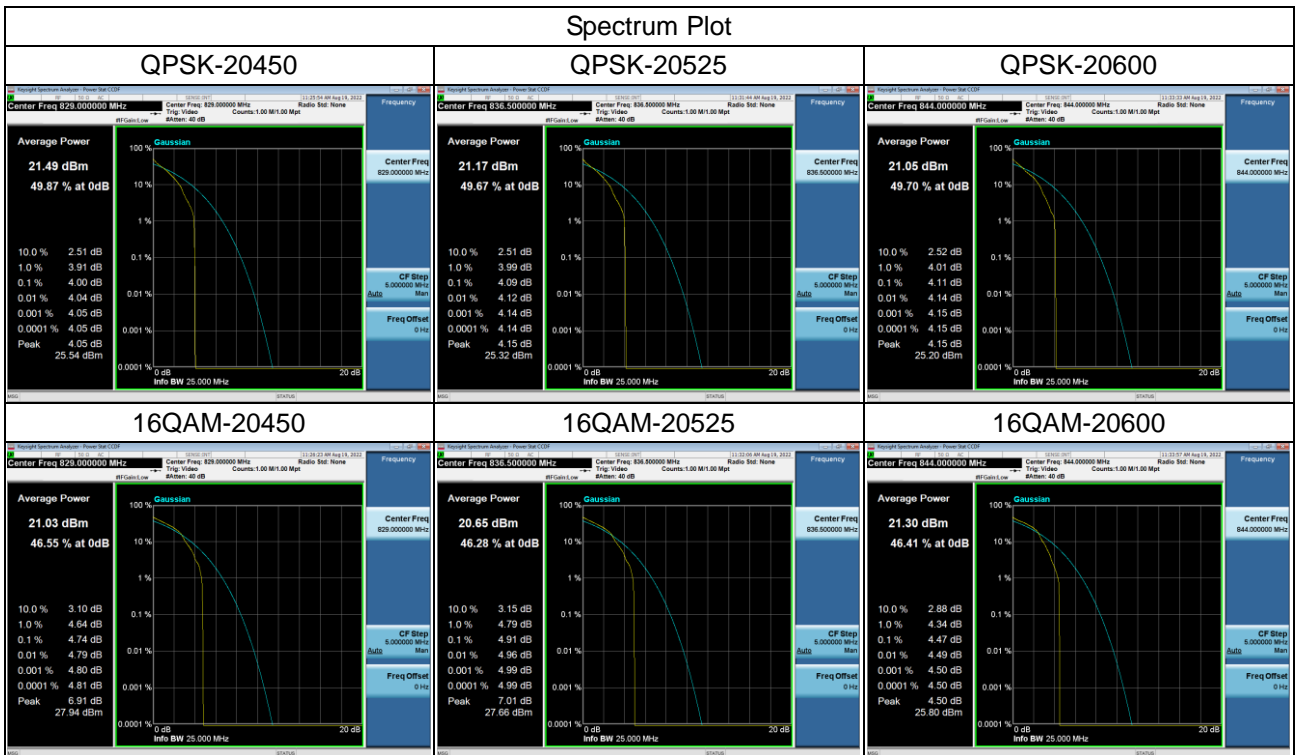
LTE Band 5_3MHz						
Channel	Frequency (MHz)	Peak To Average Ratio (dB)		Max. Limit (dB)	Result	
		QPSK	16QAM			
20415	825.5	4.06	5.15	13	Pass	
20525	836.5	4.12	5.18	13	Pass	
20635	847.5	4.18	4.98	13	Pass	



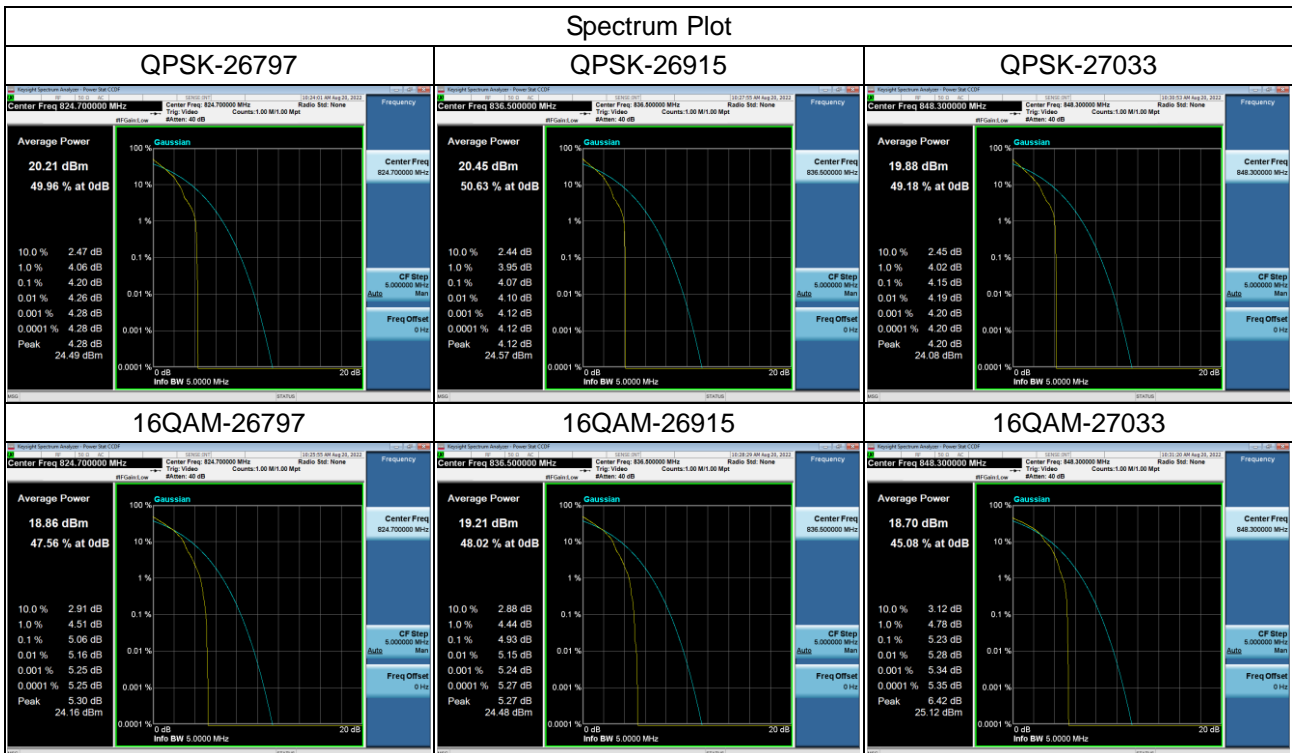
LTE Band 5_5MHz						
Channel	Frequency (MHz)	Peak To Average Ratio (dB)		Max. Limit (dB)	Result	
		QPSK	16QAM			
20425	826.5	4.24	4.63	13	Pass	
20525	836.5	4.04	4.96	13	Pass	
20625	846.5	4.01	4.84	13	Pass	



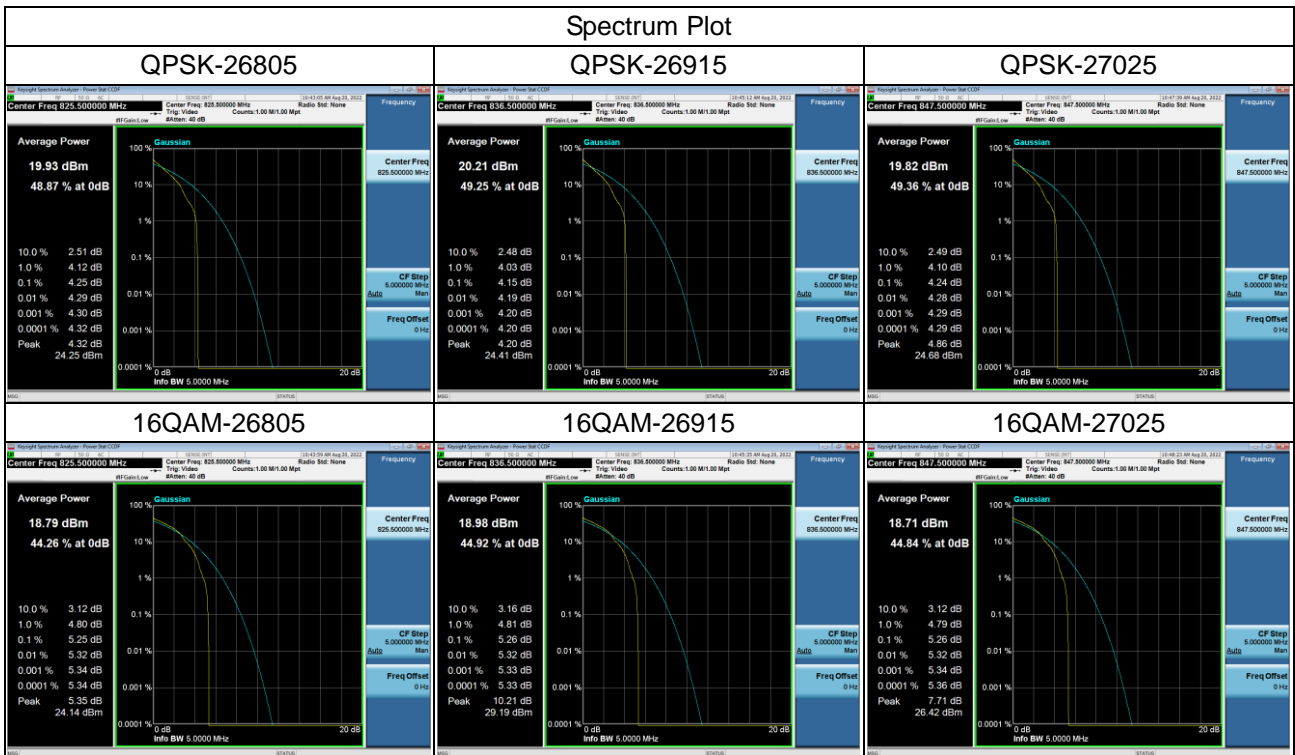
LTE Band 5_10MHz						
Channel	Frequency (MHz)	Peak To Average Ratio (dB)		Max. Limit (dB)	Result	
		QPSK	16QAM			
20450	829.0	4.00	4.74	13	Pass	
20525	836.5	4.09	4.91	13	Pass	
20600	844.0	4.11	4.47	13	Pass	



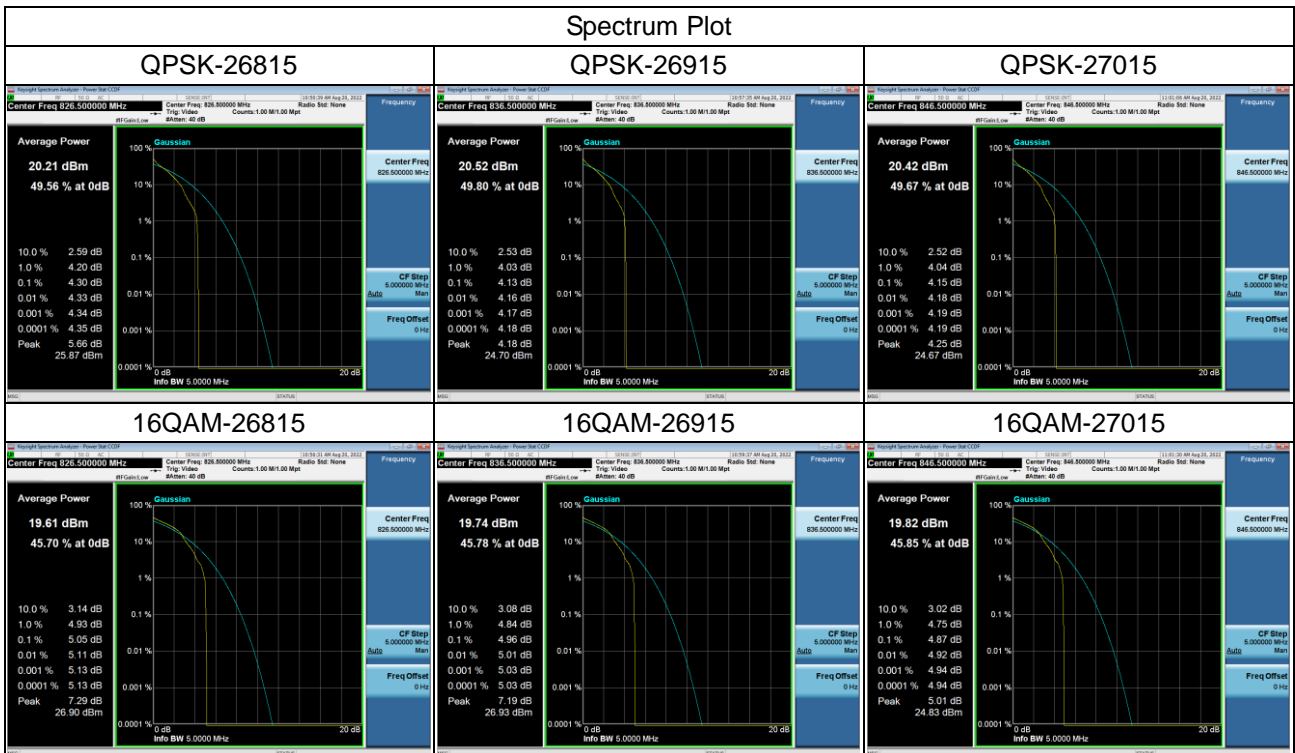
LTE Band 26_1.4MHz						
Channel	Frequency (MHz)	Peak To Average Ratio (dB)		Max. Limit (dB)	Result	
		QPSK	16QAM			
26797	824.7	4.20	5.06	13	Pass	
26915	836.5	4.07	4.93	13	Pass	
27033	848.3	4.15	5.23	13	Pass	



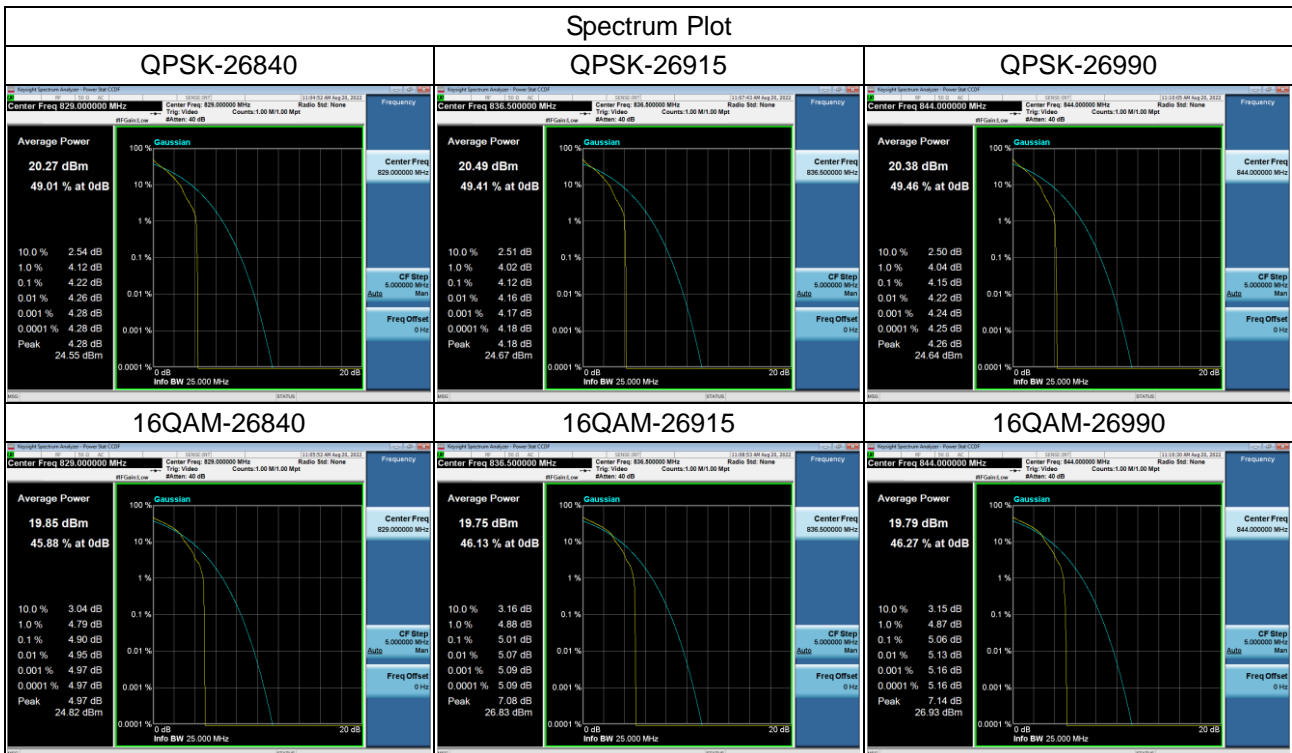
LTE Band 26_3MHz						
Channel	Frequency (MHz)	Peak To Average Ratio (dB)		Max. Limit (dB)	Result	
		QPSK	16QAM			
26805	825.5	4.25	5.25	13	Pass	
26915	836.5	4.15	5.26	13	Pass	
27025	847.5	4.24	5.26	13	Pass	



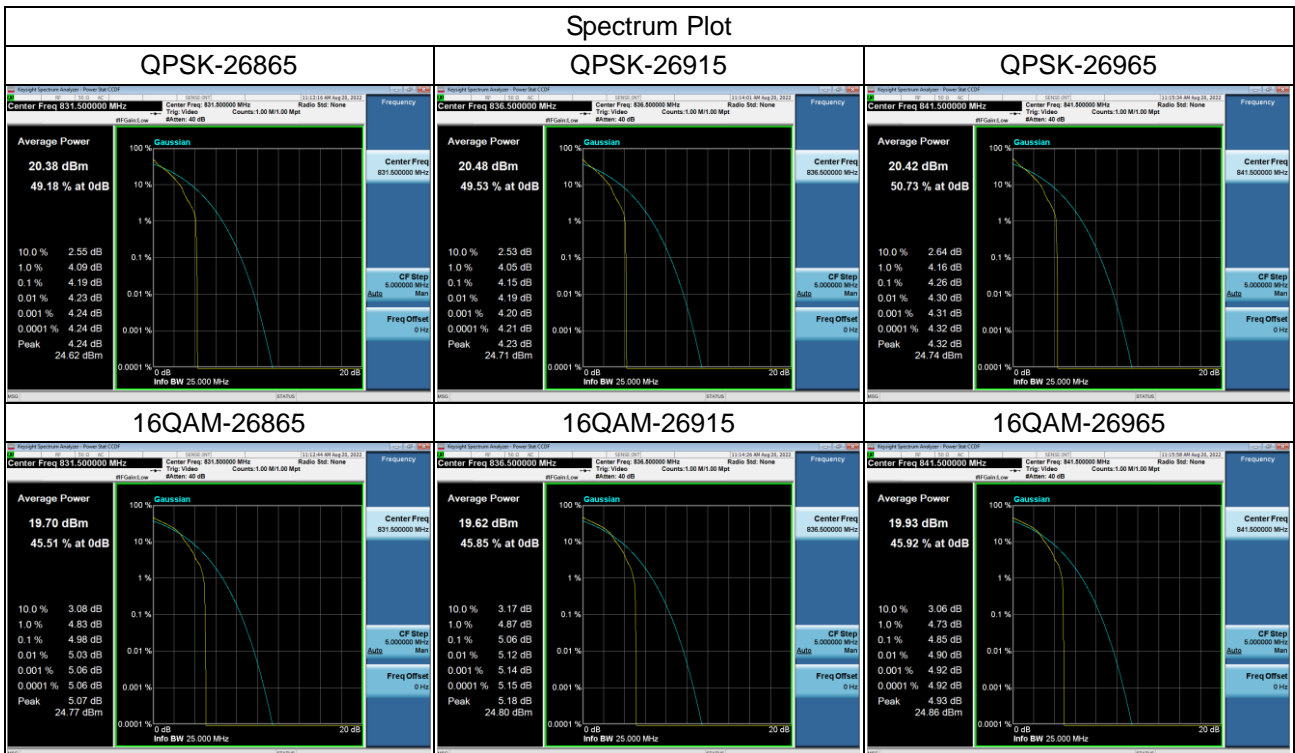
LTE Band 26_5MHz						
Channel	Frequency (MHz)	Peak To Average Ratio (dB)		Max. Limit (dB)	Result	
		QPSK	16QAM			
26815	826.5	4.30	5.05	13	Pass	
26915	836.5	4.13	4.96	13	Pass	
27015	846.5	4.15	4.87	13	Pass	



LTE Band 26_10MHz						
Channel	Frequency (MHz)	Peak To Average Ratio (dB)		Max. Limit (dB)	Result	
		QPSK	16QAM			
26840	829	4.22	4.90	13	Pass	
26915	836.5	4.12	5.01	13	Pass	
26990	844	4.15	5.06	13	Pass	



LTE Band 26_15MHz						
Channel	Frequency (MHz)	Peak To Average Ratio (dB)		Max. Limit (dB)	Result	
		QPSK	16QAM			
26865	831.5	4.19	4.98	13	Pass	
26915	836.5	4.15	5.06	13	Pass	
26965	841.5	4.26	4.85	13	Pass	



APPENDIX I - FREQUENCY STABILITY

Test Mode	GSM850_CH190
-----------	--------------

Frequency error versus temperature and supply voltage			
Temperature (°C)	Frequency error (Hz)	ppm	Limit
50	21.05	0.0252	±2.5ppm
40	19.92	0.0238	
30	19.73	0.0236	
20	9.76	0.0117	
10	19.79	0.0237	
0	19.82	0.0237	
-10	19.63	0.0235	
-20	19.81	0.0237	
-30	20.21	0.0242	
Minimum voltage	20.24	0.0242	
Maximum voltage	20.34	0.0243	
Nominal voltage	20.47	0.0245	

Note: Nominal voltage= 3.7V, Maximum voltage= 3.8V, Minimum voltage= 3.0V.

Test Mode	LTE Band 5_CH20525_10MHz
-----------	--------------------------

Frequency error versus temperature and supply voltage			
Temperature (°C)	Frequency error (Hz)	ppm	Limit
50	-5.34	-0.0064	±2.5ppm
40	-6.25	-0.0075	
30	-4.73	-0.0057	
20	-5.21	-0.0062	
10	-6.51	-0.0078	
0	-4.55	-0.0054	
-10	-5.81	-0.0069	
-20	-7.25	-0.0087	
-30	-4.64	-0.0055	
Minimum voltage	-3.98	-0.0048	
Maximum voltage	-6.88	-0.0082	
Nominal voltage	-7.28	-0.0087	

Note: Nominal voltage= 3.7V, Maximum voltage= 3.8V, Minimum voltage= 3.0V.

Test Mode	LTE Band 26_CH26915_15MHz
-----------	---------------------------

Frequency error versus temperature and supply voltage			
Temperature (°C)	Frequency error (Hz)	ppm	Limit
50	-4.88	-0.0058	±2.5ppm
40	-5.81	-0.0069	
30	-3.62	-0.0043	
20	-6.37	-0.0076	
10	-6.75	-0.0081	
0	-4.51	-0.0054	
-10	-5.79	-0.0069	
-20	-5.12	-0.0061	
-30	-4.07	-0.0049	
Minimum voltage	-5.78	-0.0069	
Maximum voltage	-5.06	-0.0060	
Nominal voltage	-6.14	-0.0073	

Note: Nominal voltage= 3.7V, Maximum voltage= 3.8V, Minimum voltage= 3.0V.

End of Test Report