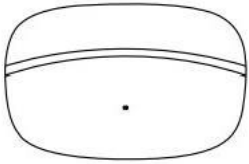


尺寸：70*70mm

Clip on Bluetooth Headset

Instruction manual

FD08



STATE

First of all, thank you for using our products! Please read this manual before using it to correctly use this product. For better service, the contents of this user manual may be changed. Changes due to product performance and functionality will not be notified.

Product Model:FD08

Product Name: Clip-on Bluetooth Headset

1、Product Parameters:

Headphone Color:Black, White,Skin Tone

2.Headphone Material: Nylon, Pc+abs,

Bluetooth Protocol: 5.3

Charging Time: 1.5 Hours

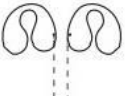
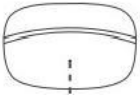
5.Talk Time:2.5Hours

6.Music Playback:3 Hours

7.Battery Capacity:30mah*2

8.Charging Current: Dc5v,20ma

9.Channel: Dual Speaker, Stereo



Pilot Lamp

Pilot Lamp Touch key

2、Packing list:

Headset*2 Charging Compartment*1 Charging Cable*1

Packaging Box*1 Instruction Manual*1 Warranty Card

Quick Guide

nstruct	Operation Method
Power on	Take The Headset Out Of The Charging Compartment And Automatically Turn It On
Shutdown	Shut Down The Machine By Pressing And Holding For 5 Seconds
Answer	Double Click The Left And Right Ear Multifunction Keys To Answer The Call
Hangup	Double click the left and right ear multifunction keys
Reject Incoming calls	Long Press For About 1 Second To Reject Ear Contact
Play/Pause	Double click to pause playback
Previous song	Long press the left ear touch area for 1 second
Next song	Long press the right ear touch area for 1 second
Launch Voice Assistant	Three clicks on the left ear multifunction key to launch the voice assistant
Game mode	Three clicks on the right ear multifunction key to launch the game mode
clear pairing	Four clicks on the left or right earphone prolonged pressing of the second multifunction key to clear pairing
Charging	The red light is on for a long time, and the earphone is full and the light is off
Full	Bed light always on

Warnine

Before using this device, please read all safety information to ensure correct and safe use. Using charging lines that are not approved by this manufacturer may cause fire, explosion, or other hazards.

3. Do not disassemble, repair, or modify this product for any reason, otherwise it may cause fire, electronic breakdown, or even complete damage to this product.

Please use this device within the temperature range of 0°C to 35°C, and store the device and its accessories within the range of -10°C to 45°C. When the ambient temperature is too low or too high, it may cause equipment failure.

If charging is complete, please disconnect the charger from this product and unplug the charger from the power outlet. Do not change continuously for more than 12 hours.

6. Do not wet or immerse the product in liquid contact.

7. Please do not throw the product into domestic garbage, as improper disposal may cause battery fire and explosion. Please comply with local regulations when handling this product and other accessories.

8. This product has a built-in non-removable lithium battery. It is prohibited to disassemble, bump, squeeze, or put the battery into fire. If there is severe expansion, please do not use it intermittently.

9. Do not place the magnetic suction charging cable or earphone magnetic suction charging port close to metal objects, as magnets may attract to metal objects, which may cause contact shorting and lead to hazards. Avoid personal injury such as burns and scalds caused by overheating the battery.

10. Do not put this product or battery into fire, otherwise it may cause a fire or explosion.

11. Do not expose the earphones to sunlight for a long time, as they may easily deform, age, or break.

12. Please comply with relevant laws and regulations and do not use in the following environments

San Bao Service Content

Within 7 days from the date of receipt, if the goods received are in good condition, the product packaging and accessories are complete, and there is no man-made damage to the performance of the fault, the payment can be refunded at their own price in a lump sum, or the same model and specification of products can be replaced, or free repair can be made."

"Within the 15th day from the date of receipt, if the product suffers from performance failures that are not damaged by anyone, it can be replaced with products of the same model and specification. Product replacement is the responsibility of the seller.

"Within the warranty period, if the product cannot be used normally after two product replacements, you can choose to repair or replace products of the same model and specification based on the warranty certificate and valid replacement records provided by the seller after testing and confirmation.

4. Customized products do not comply with the San Bao policy.

How to obtain service

In order to protect your legitimate rights and interests, enjoy the three guarantees service. When you request a San Bao service, you must provide:

① Original copies of purchased products;

② The original invoice or purchase record certificate from the seller when purchasing the product;

③ Valid San Bao certificate.

Service Information

Situations not covered by warranty services

·The product exceeds the three guarantees validity period;

·Without a San Bao certificate and valid invoice, and unable to prove that the purchased product is within the San Bao validity period;

·The warranty certificate does not match the product model identification or the warranty certificate has been altered;

Damage caused by failure to use, maintain, or maintain in accordance with the

requirements of the User Manual, or the use of non-original accessories;

·Unauthorized maintenance, modification, misuse, collision, drop, extrusion, liquid ingress, corrosion;

Tearing, altering, or illegible product labels, seals, and serial numbers (SN);

· Damage caused by force majeure such as floods, fires, lightning strikes, etc;

· Defects caused by normal wear and aging of the product;

· Products not sold in Chinese Mainland.

WARRANTY CARD

Product Name And Model		Serial Number	
User Name:		Purchase Date	
Contact Number		Date of receipt	
Contact address (including postal code)		Invoice No.	
Name of sales unit;			
Address of sales unit (including postal code)			
Sales Unit Phone			

"The above information shall be filled in by the seller.

FCC WARNING:

Note: This equipment has been tested and found to comply with the limits for a Class B digital device, pursuant to part 15 of the FCC Rules. These limits are designed to provide reasonable protection against harmful interference in a residential installation. This equipment generates uses and can radiate radio frequency energy and, if not installed and used in accordance with the instructions, may cause harmful interference to radio communications. However, there is no guarantee that interference will not occur in a particular installation. If this equipment does cause harmful interference to radio or television reception, which can be determined by turning the equipment off and on, the user is encouraged to try to correct the interference by one or more of the following measures:

- Reorient or relocate the receiving antenna.
- Increase the separation between the equipment and receiver.
- Connect the equipment into an outlet on a circuit different from that to which the receiver is connected.
- Consult the dealer or an experienced radio/TV technician for help.

* RF warning for Portable device:

The device has been evaluated to meet general RF exposure requirement. The device can be used in portable exposure condition without restriction.

This device complies with part 15 of the FCC Rules. Operation is subject to the following two conditions: (1) This device may not cause harmful interference, and (2) this device must accept any interference received, including interference that may cause undesired operation.