

370L frost free bottom mount refrigerator with arctic silver finish



Product Details

FEATURES

Reversible doors	FlexStor™ door bin storage system	Adjustable Spillsafe™ glass shelves Catch spills and clean with ease	Multi-flow Air Delivery
Full-width humidity controlled crisper bin	Separate temperature controls for fridge and freezer	Deodoriser Absorb pungent food smells to keep flavours fresh and distinct.	Full-width dairy bin
Twist ice and serve (removable) make ice with ease and cool drinks at a twist	Door alarm	Hidden hinges	R600a refrigerant better for the environment
Easy Clean Vibrant Silver Doors	Adjustable easy clean glass shelves		

BENEFITS

Adjustable solutions with FlexStor™
As your family changes and grows, so do the requirements of your fridge. With FlexStor™ you enjoy the convenience of being able to easily change the configuration, whatever your needs. Adjust the height and position of the door bins to fit in large and smaller items and arrange your fridge your way.

Humidity controlled crisper
Offers an ideal environment for preserving fruit and vegetables, as well as having a removable crisper front for easy cleaning

Twist ice and Serve
Whether its for an afternoon juice or a whisky on the rocks, the easy to access bin ensures you always have ice to hand. Just fill the tray, freeze, then twist. Ice when you need it

Easy to clean with glass shelves
Glass shelves improve visibility and are easy to clean

Specifications

PRODUCT PROFILE

Domestic warranty details (yrs)	2
Additional domestic warranty for the sealed refrigeration system only (yrs)	3
Refrigerator Type	bottom mount
Exterior door finish	Arctic silver
Handle design	integrated
Fridge door opening	reversible (with optional door kit)
Cooling system	frost free
Refrigerant	R600a
Plumbed water supply required	No

ENERGY

Energy Star Rating AS/NZS 4474.2:2009	3.5
---------------------------------------	-----

DIMENSIONS

Total height (mm)	1755
Cabinet height (mm)	1741
Total width (mm)	598
Cabinet width (mm)	595
Total depth (mm)	650
Cabinet depth (mm)	575
Depth door open 90degree (mm)	1199
Food compartment capacity (gross in litres)	268
Freezer compartment capacity (gross in litres)	102
Total Gross Capacity (L)	370

REFRIGERATOR SYSTEM

Controls	manual
----------	--------

ENERGY

Energy consumption AS/NZS 4474.2:2009 (kWhr/yr)	344
---	-----

FOOD COMPARTMENT

SHELVING

Shelf material	glass
----------------	-------

Number of shelf levels	3
------------------------	---

Type of shelf	spill safe shelf,adjustable shelf
---------------	--------------------------------------

LIGHTING

Main light	LED
------------	-----

FOOD COMPARTMENT DOOR

BINS

Deep bottle bin	1
-----------------	---

REFRIGERATOR SYSTEM

Controls location	internal
-------------------	----------

Control functions	multi-flow air delivery
-------------------	-------------------------

Door alarm	fridge
------------	--------

CRISPERS

Crisper lid/shelf	glass
-------------------	-------

Full width crisper	1
--------------------	---

Crisper features	humidity controlled
------------------	---------------------

OTHER PROPERTIES

Other Properties-FOOD COMPARTMENT	Deodoriser
--------------------------------------	------------

DAIRY COMPARTMENT

Full width dairy, one lid	1
---------------------------	---

1/3 width bins	2
----------------	---

FREEZER COMPARTMENT

ICE FACILITY

Twist ice and serve	2
---------------------	---



FREEZER DOOR

INTERNAL

Freezer door bins - half width	1
--------------------------------	---

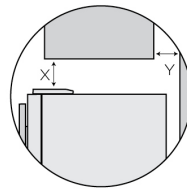
Freezer door bins - full width	2
--------------------------------	---

Dimensions

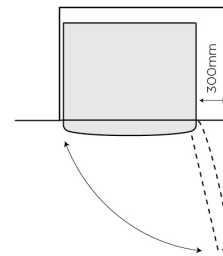


Recommended minimum clearances

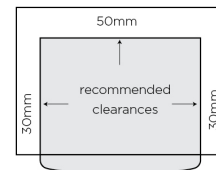
Please note: Doors are designed to sit proud of cabinetry (not flush).



If you have a cupboard above the refrigerator with a rear gap of less than 100mm (Y), recommended minimum clearance at the top of the refrigerator increases from 30mm to 70mm (X).



When positioned in a corner, the clearance must be at least 300mm on the hinge side to allow the door to open enough so that bins and shelves can be removed. For easy removal of crisper it is recommended to remove bottle door bin first if minimum clearance in the corner on hinge side is less than 350mm.



Terms and Conditions

IMPORTANT

This is a guide of product dimensions only. For complete installation instructions, refer to the manual provided with product.

PRODUCT INFORMATION

The descriptors and illustrations in this publication apply to the specific products and models described as at the date of issue. Under our policy of continuous product development, product specifications may change without notice. Prospective purchasers should therefore check with their retailer to ensure this publication correctly describes the products that are being offered for sale. All information supplied is to be used for general reference purposes only and is on the understanding that Electrolux Home Products Pty Ltd (Australia) and Electrolux (NZ) Ltd (New Zealand) will not be liable for any loss, liability or damage of whatever kind arising as a result of reliance on such information. Colours of products illustrated are as close as printing limitations allow. Electrolux will at all times comply with its obligations pursuant to law including Trade Practices (Australian Consumer Law) Act and Regulations.

WARRANTY

This warranty only applies to Appliances purchased and used in Australia or New Zealand and used in normal domestic applications and is in addition to (and does not exclude, restrict, or modify in any way) any non-excludable statutory warranties in Australia or New Zealand. All warranties are subject to the conditions set out in the warranty card accompanying the product when purchased.

ELECTROLUX HOME PRODUCTS AUSTRALIA

telephone: 1300 363 640

fax: 1800 350 067

email: customercare@electrolux.com.au

web: www.electrolux.com.au

ELECTROLUX HOME PRODUCTS NEW ZEALAND

telephone: 09 573 2230

fax: 09 573 2221

email: customercare@electrolux.co.nz

web: www.electrolux.co.nz