



BEVERAGE-AIR

Project: _____	AIA#
Item: _____	
Location: _____	SIS#
Approved: _____	

## HBR BOTTOM MOUNT REACH-IN REFRIGERATORS

HBR72HC Solid Doors Bottom Mount  
Hydrocarbon Series

MODEL:

HBR72HC-1

**3 Year Parts/Labor Warranty**  
**Additional 2 Year Compressor Warranty**

### CABINET CONSTRUCTION



HBR72HC-1

- Stainless steel exterior
- Stainless steel interior
- Full electronic control
- One -piece grille allow easy removal/installation for preventative maintenance
- Anti-microbial door handles
- Cam-lift hinges
- Self closing door
- 120° stay open feature
- Plug-in magnetic door gaskets
- Three (3) heavy duty epoxy coated wire shelves per section standard
- LED lighting option standard
- 6" heavy-duty casters included
- Maintains product temperatures between 36-38° F

### REFRIGERATION SYSTEM

### OPTIONS & ACCESSORIES

- ☐ Glass door with locks
- ☐ 3" caster or 6" legs
- ☐ Additional epoxy shelves
- ☐ Chrome plated shelves
- ☐ Adjustable drawer kit

- Refrigeration system uses R290 refrigerant to comply with all environmental concerns
- Automatic, non-electric evaporator
- System is serviceable from rear
- Epoxy coated evaporator coil

HBR72HC Bottom Mount Models: Horizon Series



3779 Champion Blvd., Winston-Salem, NC 27105  
1-888-845-9800 Fax: 1-336-245-6453  
Beverage-Air.com sales@bevair.com



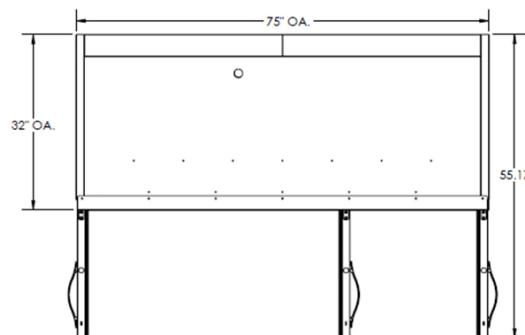
# BEVERAGE-AIR

## Bottom Mount Reach-ins Refrigerator

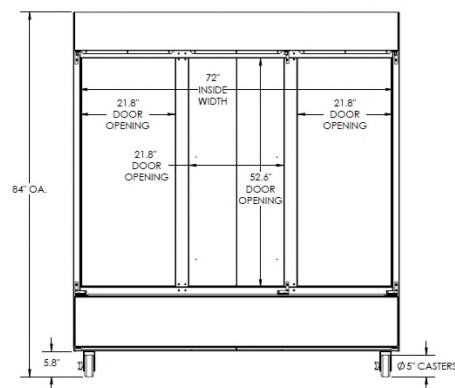
Model: HBR72HC-1

MODEL	HBR72HC-1
<b>EXTERNAL DIMENSIONAL DATA</b>	
Width Overall	75"
Depth Overall with Handle	33 11/16"
Height Overall (6" casters)	84"
Number of Doors	3
Depth with Door Open 90°	55 5/32"
Door Opening (inches)	21 51/64" x 52 19/32"
Shelf Area (square inches)	499 55/64"
<b>INTERNAL DIMENSIONAL DATA</b>	
NET Capacity (cubic ft.)	68.9
Internal Width Overall (inches)	72"
Internal Depth Overall (inches)	28 1/2"
Internal Height Overall—(inches)	53"
Number of shelves	15
<b>ELECTRICAL DATA</b>	
Full Load Amperes 115/60/1	6.16
<b>REFRIGERATION DATA</b>	
Horsepower	1/2
Capacity (BTU/Hr)*	2384
<b>WEIGHT DATA</b>	
Gross Weight (Crated lbs)	764 lbs
Height - Crated	82"
Width - Crated	36"
Depth - Crated	77"

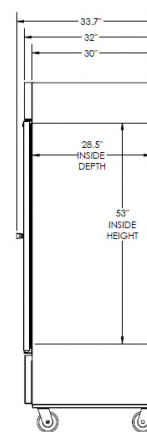
### Model Views



### Plan View



### Elevation View



### Side View

### ELECTRICAL CONNECTION



115/60/1  
NEMA-5-15P

Units pre-wired at factory and include 8' long cord and plug set.



an Ali Group Company



3779 Champion Blvd., Winston-Salem, NC 27105  
1-888-845-9800 Fax: 1-336-245-6453