

GE® 4.8 cu. ft. Capacity Front Load ENERGY STAR® Washer with UltraFresh Vent System with OdorBlock™

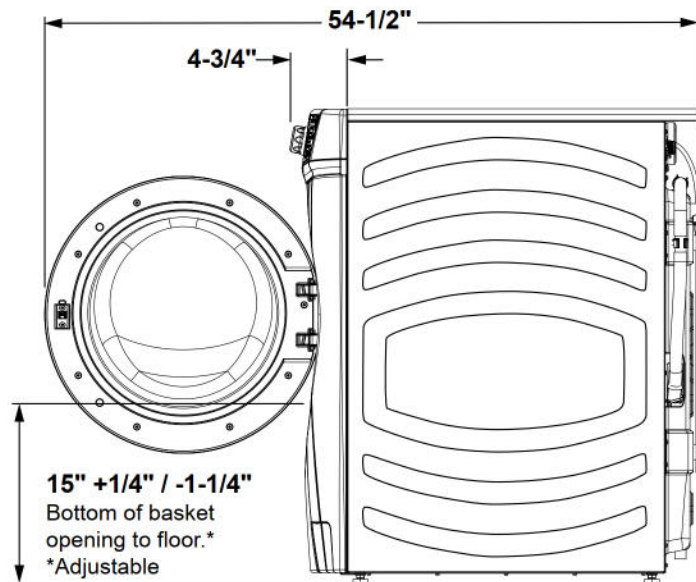
GE® 4.8 cu. ft. Capacity Front Load ENERGY STAR® Washer with UltraFresh Vent System with OdorBlock™

DIMENSIONS AND INSTALLATION INFORMATION (IN INCHES)

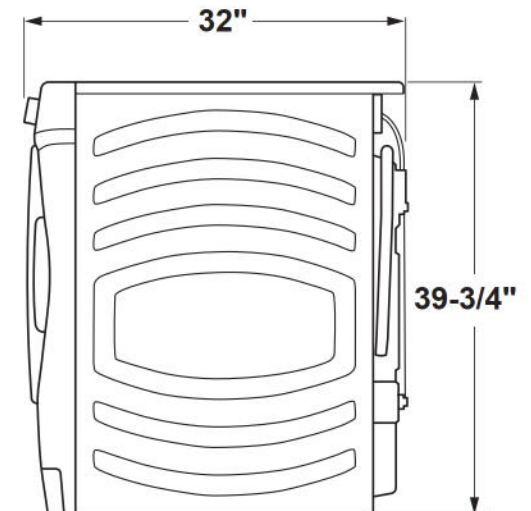
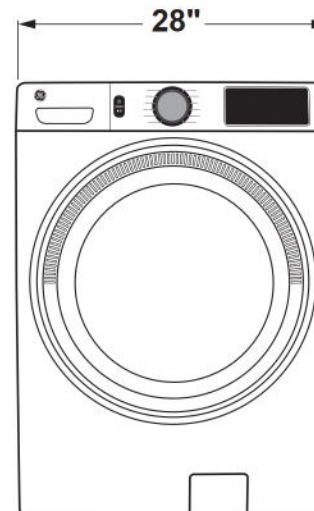
ELECTRIC RATING

120V	11.0A, 60Hz
------	-------------

INSTALLATION INFORMATION: For complete information, see installation instructions packed with your washer.



*With leveling leg adjust.



For answers to your Monogram, GE Café™ Series, GE Profile™ Series or GE Appliances product questions, visit our website at geappliances.com or call GE Answer Center® Service, 800.626.2000.



Specification Revised 11/19

GE® 4.8 cu. ft. Capacity Front Load ENERGY STAR® Washer with UltraFresh Vent System with OdorBlock™

GE® 4.8 cu. ft. Capacity Front Load ENERGY STAR® Washer with UltraFresh Vent System with OdorBlock™

SPECIAL INSTALLATION REQUIREMENTS:

STACKED INSTALLATION:

-Brackets for stacking dryer over washer are not included with the washer. Order part no. GFA28KITN.

ALCOVE OR CLOSET INSTALLATION:

- If your dryer is approved for installation in an alcove or closet, it will be stated on a label on the dryer back.
- The dryer MUST be exhausted to the outside.
- Minimum clearances between dryer cabinet and adjacent walls or other surfaces are: 0" all sides and top.*
- Closet doors must be louvered or otherwise ventilated and must contain a minimum of 60 sq. in. of open area equally distributed. If this closet contains both a washer and a dryer, doors must contain a minimum of 120 sq. in. of open area equally distributed.
- No other fuel-burning appliance shall be installed in the same closet with a gas dryer.

BATHROOM OR BEDROOM INSTALLATION:

- The dryer MUST be exhausted to the outdoors.
- The installation must conform with the local codes, or in the absence of local codes, with the National Electric Code and National Fuel Gas Code, ANSI Z223.

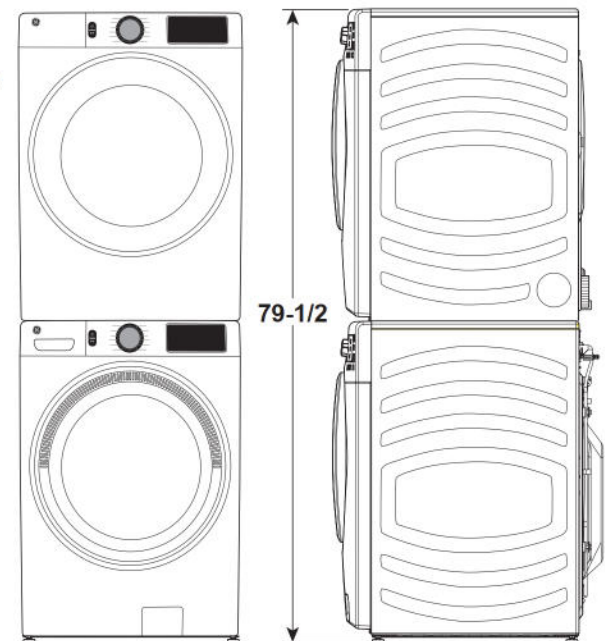
MINIMUM CLEARANCE OTHER THAN ALCOVE OR CLOSET INSTALLATIONS:

- Minimum clearances to combustible surfaces 0" all sides and top.*

FOR MORE INFORMATION ON VENTING KITS AND ACCESSORIES, PLEASE CALL 1-800-GE-CARES.

*For improved performance, a 1/2" clearance is suggested on each side.

STACKED DIMENSIONS (IN INCHES)



PEDESTAL DIMENSIONS (IN INCHES)

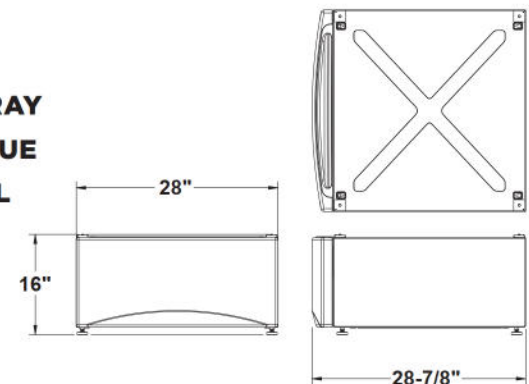
GFP1528PNDG - DIAMOND GRAY

GFP1528PNRS - SAPPHIRE BLUE

GFP1528PNSN - SATIN NICKEL

GFP1528SNWW - WHITE

This optional 16" pedestal raises the door opening and height of the washer or dryer.



For answers to your Monogram, GE Café™ Series, GE Profile™ Series or GE Appliances product questions, visit our website at geappliances.com or call GE Answer Center® Service, 800.626.2000.

Specification Revised 11/19

GE® 4.8 cu. ft. Capacity Front Load ENERGY STAR® Washer with UltraFresh Vent System with OdorBlock™

GE® 4.8 cu. ft. Capacity Front Load ENERGY STAR® Washer with UltraFresh Vent System with OdorBlock™

FEATURES AND BENEFITS

UltraFresh Vent System With OdorBlock™ – The first and only UltraFresh Vent System with OdorBlock™ eliminates excess moisture to help prevent odors ensuring your washer stays fresh and clean.

Microban® antimicrobial technology – Built into components including the gasket, dispenser and draining system delivers protection that lives on load after load.

Built-in WiFi – Start, stop and monitor your laundry from anywhere while receiving real-time notifications and updates.

Dynamic Balancing Technology (dBT™) – Our patented, time saving technology senses and re-balances uneven loads during the spin cycle, providing a quiet wash.

Reversible door – Easily reverse your washer and dryer door for superior installation flexibility.

32-In Depth – Fits into more homes, with no additional installation space required.

Quick Wash Cycle – Provides a fast 20 minute wash for lightly soiled items

10-year Limited Warranty – Rest assured knowing your washer is backed by a 10-year warranty.

Time Saver – Delivers a thorough clean for any size and type of load in only 35 minutes.

Model GFW550SSNWW – White

Model GFW550SPNDG – Diamond Gray



For answers to your Monogram, GE Café™ Series, GE Profile™ Series or GE Appliances product questions, visit our website at geappliances.com or call GE Answer Center® Service, 800.626.2000.

