



Cooking Range 2016





Discover the Electrolux Life

Redefining modern living

Life is what you make of it. So why not make it the very best? With Electrolux products in your home, even the simple, everyday tasks become a pleasure. It's taking the ingredients fresh from the fridge, as though they were bought yesterday. It's switching on the enhanced FullTaste steam oven setting, which cooks with steam and heat, to

serve up restaurant quality dishes with all the succulent flavours locked in, it couldn't be simpler. It's fitting all the used pots, pans, jugs and utensils into the dishwasher with ease, the same level of flexibility that serves busy restaurant kitchens, daily. Meanwhile, laundry day transforms from chore to near joy with a simple way to care for your clothes so

they feel like new every time you wear them. Your washer and dryer remember your favourite cycles, consume only what's necessary for pristine results and even offer programmes that cut your ironing in half. It's enjoying our professional knowledge and experience in your own home with our Inspiration Range. It's living the Electrolux Life.

discover the
Electrolux Life

Our professional experience

Did you know that one in two chefs featured in the Michelin Guide in Europe use Electrolux equipment in their restaurant kitchens? For 90 years, we've been supplying products to the world's most prestigious restaurants and professional laundries.

As the only global brand with a full range of both professional and domestic kitchen appliances, we believe that everyone can achieve amazing results with the right appliances. From delicious mouth-watering meals expertly cooked in your steam oven to freshly laundering your most delicate garments with ease, with Electrolux you enjoy easy, beautiful living every day.

Electrolux Appetite for Excellence



To support the next generation of Australian hospitality talent, Electrolux sponsors Australia's only national hospitality awards program, Electrolux Appetite for Excellence.

Created by Luke Mangan and Lucy Allon in 2005, the program searches for Australia's hottest young talent within the industry and offers three award categories - Electrolux Young Chef, Electrolux Young Waiter, Electrolux Young Restaurateur.

As a brand that designs both professional and household appliances, Electrolux is pleased to play a role in supporting the young talent who will drive the future of Australian cooking and dining.





taste FESTIVALS

Taste Festivals

Electrolux is the major sponsor of Taste Festivals - a series of high profile restaurant festivals which take place in the heart of large cities throughout the world including London, Milan, Dubai, Amsterdam and Stockholm. Locally, Electrolux is the major sponsor of Taste of Sydney, Taste of Perth, Taste of Melbourne and Taste of Auckland.



The partnership is designed to bring unique and memorable food experiences to Australian food lovers including the Electrolux Taste Theatre which features live cooking demonstrations by Australia's leading chefs on the latest Electrolux appliances. New to Taste Festivals in Australia is the Electrolux Chefs' Secrets - an intimate masterclass where guests can cook alongside their favourite chefs and learn how to cook one of their signature dishes, before sitting down to enjoy the meal together with the chef.

Ovens

Worth knowing

With the Electrolux range of 60cm and 90cm ovens, design meets function for truly incredible results. We've incorporated the very best in technology including our unique Intuitive Oven Interface, smart food temperature probe and steam cooking. Add this to stunning design features and pyrolytic cleaning and you have a collection that is as luxurious as it is functional.



Smart food probe
For the ultimate in consistency, the Smart Food Probe measures the core temperature of food so you enjoy perfect results every time. With a range from 50 to 99°C, simply set your desired core temperature and walk away. The oven will turn itself off when your set temperature is reached. That means you'll never overcook a roast again! This smart IOI control also lets you know when your food will be ready so you can get on with other things.



Cleaning solutions
Pyrolytic Self cleaning
An oven that cleans itself? Now that's the Electrolux life. Our Pyrolytic cleaning function does all the hard work for you without harsh chemicals. Just turn it on, wait for it to finish and wipe away the residue. It's that simple. Plus, the easy clean reminder lets you know when your oven needs a clean.


Catalytic cleaning
Rounded edges and the optional self-cleaning catalytic wall liners makes cleaning easy as they absorb grease during cooking and oxidise the grease at high temperatures, reducing cleaning time.



FullFlex telescopic slides
Safely pull oven racks and trays all the way out of the oven with our FullFlex telescopic slides. Not only is loading and unloading the oven more efficient, it's also easier to turn dishes and stir your food. And with better access, you'll enjoy even better results for every dish.




IOI™ makes cooking easy
Cooking should be a joy. That's why we removed all the complexities and guesswork to develop our unique Intuitive Oven Interface (IOI). We watched how people use their ovens, then designed an oven so intuitive you won't even need a manual to use it. The elegant and stylish full colour screen displays temperature and function feedback, so you can easily program and check your cooking for consistently impressive results. Each function has a suggested yet adjustable temperature. There's even an automatic count up timer, so you know exactly how long you've been baking. With just one touch, the display will come to life and be ready to create your next delicious meal.



Cool touch doors
For added safety and peace of mind in the kitchen, the cool touch door features an innovative cooling system with multiple glazed door glass panels. So it's cool on the outside, no matter how high the temperature is on the inside. The intelligent design also includes a Soft Close Door mechanism on selected models for smooth operation, while minimising heat from being transferred outside the oven for an optimal kitchen environment.

For great taste, just add steam

Steam is your secret ingredient.



FullTaste STEAM SYSTEM

Bring out the full taste of food

The FullTaste Steam System has two performance levels for you to choose from – standard or advanced. These ovens ensure the right combination of steam, moisture and heat to bring out the taste and texture every time you cook.

Cook with steam and hot air

The 60cm steam ovens use a combination of steam and hot air, a cooking method perfected by Electrolux for professionals. Cooking with steam locks in flavour and vital nutrients, while also preventing the cross-contamination of flavours. Steam is also a great addition when baking, delivering crispier golden crusts for breads and even lighter and fluffier cakes and pastries.




FullTaste advanced steam oven

Advanced steam cooking allows you to cook every dish to perfection and get fantastic results, faster. Used in professional kitchens, this versatile cooking method preserves food's natural flavour and goodness with the power of steam and heat. Use it to bake, roast, grill and even slow cook, and produce amazing mouth-watering dishes just like a top chef. (Model EVE678SC)



Reheat with Steam

Reheat already cooked food (rice, pasta, pizza, vegetables) directly on a plate without drying it out or leaving it soggy.



Succulent

Cooking with steam ensures that the natural juices remain and a succulent joint is achieved without constantly basting.

Crisp

Due to the combination of fan heat and steam, meat is sealed and crisp on the outside.

Less shrinkage

The touch of steam whilst cooking means less shrinkage on meat joints.

Perfect colour

First impressions are key, cooking meat with steam and fan heat ensures it's cooked to perfection to suit your individual taste, be it rare or well done.

Tender

Cooking with fan heat and steam keeps meat tender and juicy.

IOI™ Steam Pyrolytic Oven

EVEP618SC
60cm pyrolytic and steam
15 multifunction oven



Technical info



Cut-out dimensions (mm)
600 (H) x 600 (W) x 581 (D)

Product dimensions (mm)
597 (H) x 596 (W) x 573 (D)

Features

- FullTaste Steam – hot air with added steam
- Pyrolytic self-clean oven for professional cleanliness without the scrubbing
- In-oven catalyser for removal of unwanted odours while cooking and cleaning
- IOI™ touch controls
- Full colour screen for temperature and function feedback
- 15 multifunctions to cater to every possible need
- Suggested temperatures for each function based on input from professional kitchens
- Smart food probe for consistent results
- Extra large 80L gross capacity with multiple shelf levels
- FullFlex telescopic slides for easy and safe access to your cooking
- Dead front display when unit is turned off
- Quadruple glazed soft close cool-touch door
- Child safety device for added confidence
- Mark-resistant stainless steel

IOI™ Pyrolytic Oven

EVEP616SC
60cm pyrolytic
13 multifunction oven



Technical info



Cut-out dimensions (mm)
600 (H) x 600 (W) x 581 (D)

Product dimensions (mm)
597 (H) x 596 (W) x 573 (D)

Features

- Pyrolytic self-clean oven for professional cleanliness without the scrubbing
- In-oven catalyser for removal of unwanted odours while cooking and cleaning
- IOI™ touch controls
- Full colour screen for temperature and function feedback
- 13 multifunctions to cater to every possible need
- Suggested temperatures for each function based on input from professional kitchens
- Smart food probe for consistent results
- Extra large 80L gross capacity with multiple shelf levels
- FullFlex telescopic slides for easy and safe access to your cooking
- Dead front display when unit is turned off
- Quadruple glazed soft close cool-touch door
- Child safety device for added confidence
- Mark-resistant stainless steel

IOI™ Multifunction Oven

EVE616SC
60cm 8 multifunction oven



Technical info



Cut-out dimensions (mm)
600 (H) x 600 (W) x 581 (D)

Product dimensions (mm)
597 (H) x 596 (W) x 573 (D)

Features

- IOI™ touch controls
- Full colour screen for temperature and function feedback
- 8 multifunctions to cater to every possible need
- Suggested temperatures for each function based on input from professional kitchens
- Extra large 80L gross capacity with multiple shelf levels
- FullFlex telescopic slides for easy and safe access to your cooking
- Catalytic self cleaning rear liner
- Dead front display when unit is turned off
- Triple glazed cool-touch door
- Mark-resistant stainless steel

Knob Control Pyrolytic Oven

EVEP614SC
60cm pyrolytic 10 multifunction oven



Technical info



Cut-out dimensions (mm)
600 (H) x 600 (W) x 581 (D)

Product dimensions (mm)
597 (H) x 596 (W) x 573 (D)

Features

- Pyrolytic self-clean oven for professional cleanliness without the scrubbing
- In-oven catalyser for removal of unwanted odours while cooking and cleaning
- Electronic knob controls
- Fully programmable timer and cook start delay
- 10 multifunctions to cater to every possible need
- Extra large 80L gross capacity with multiple shelf levels
- FullFlex telescopic slides for easy and safe access to your cooking
- Quadruple glazed soft close cool-touch door
- Child safety device for added confidence
- Mark-resistant stainless steel

Knob Control Multifunction Oven

EVE614SC

60cm 8 multifunction oven

Technical info



Cut-out dimensions (mm)
600 (H) x 600 (W) x 581 (D)

Product dimensions (mm)
597 (H) x 596 (W) x 573 (D)

Features

- Electronic knob controls
- Fully programmable timer and cook start delay
- 8 multifunctions to cater to every possible need
- Extra large 80L gross capacity with multiple shelf levels
- FullFlex telescopic slides for easy and safe access to your cooking
- Catalytic self cleaning rear liner
- Triple glazed cool-touch door
- Mark-resistant stainless steel



IOI™ Steam Oven

EVE607SC*

60cm 12 multifunction steam oven

Technical info



Cut-out dimensions (mm)
600 (H) x 600 (W) x 581 (D)

Product dimensions (mm)
597 (H) x 596 (W) x 573 (D)

Features

- FullTaste Steam – hot air with added steam
- IOI™ touch controls
- Full colour screen for temperature and function feedback
- 12 multifunctions to cater to every possible need
- Suggested temperatures for each function based on input from professional kitchens
- Smart food probe for consistent results
- Extra large 80L gross capacity with multiple shelf levels
- FullFlex telescopic slides for easy and safe access to your cooking
- Dead front display when unit is turned off
- Triple glazed cool-touch door
- Mark-resistant stainless steel



IOI™ Pyrolytic Oven

EVEP606SC*

60cm pyrolytic 13 multifunction oven

Technical info



Cut-out dimensions (mm)
600 (H) x 600 (W) x 581 (D)

Product dimensions (mm)
597 (H) x 596 (W) x 573 (D)

Features

- Pyrolytic self-clean oven for professional cleanliness without the scrubbing
- In-oven catalyser for removal of unwanted odours while cooking and cleaning
- IOI™ touch controls
- Full colour screen for temperature and function feedback
- 13 multifunctions to cater to every possible need
- Suggested temperatures for each function based on input from professional kitchens
- Extra large 80L gross capacity with multiple shelf levels
- Dead front display when unit is turned off
- Quadruple glazed soft close cool-touch door
- Child safety device for added confidence
- Mark-resistant stainless steel



Knob Control Pyrolytic Oven

EVEP604SC*

60cm pyrolytic 10 multifunction oven

Technical info



Cut-out dimensions (mm)
600 (H) x 600 (W) x 581 (D)

Product dimensions (mm)
597 (H) x 596 (W) x 573 (D)

Features

- Pyrolytic self-clean oven for professional cleanliness without the scrubbing
- In-oven catalyser for removal of unwanted odours while cooking and cleaning
- Electronic knob controls
- Fully programmable timer and cook start delay
- 10 multifunctions to cater to every possible need
- Extra large 80L gross capacity with multiple shelf levels
- Quadruple glazed soft close cool-touch door
- Child safety device for added confidence
- Mark-resistant stainless steel



*This product is exclusive to specific retailer stores. For all participating, visit electrolux.com.au and electrolux.co.nz for more information.

*This product is exclusive to specific retailer stores. For all participating, visit electrolux.com.au and electrolux.co.nz for more information.

IOI™ Pyrolytic Duo Oven

EVEP626SC

60cm 13/7 multifunction pyrolytic duo oven



Technical info



Cut-out dimensions (mm)
893 (H) x 600 (W) x 581 (D)

Product dimensions (mm)
890 (H) x 596 (W) x 573 (D)

Features

- Pyrolytic self-clean in both oven cavities for professional cleanliness without the scrubbing
- IOI™ touch controls
- Full colour screen for temperature and function feedback
- 13/7 multifunctions to cater to every possible need
- Suggested temperatures for each function based on input from professional kitchens
- Smart food probe for consistent results
- Extra large 80L + 46L gross capacity ovens with multiple shelf levels
- FullFlex telescopic slides for easy and safe access to your cooking
- Dead front display when unit is turned off
- Quadruple glazed soft close cool-touch door
- Child safety device for added confidence
- Mark-resistant stainless steel

IOI™ Multifunction Duo Oven

EVE626SC

60cm 12/6 multifunction duo oven



Technical info



Cut-out dimensions (mm)
893 (H) x 600 (W) x 581 (D)

Product dimensions (mm)
890 (H) x 596 (W) x 573 (D)

Features

- IOI™ touch controls
- Full colour screen for temperature and function feedback
- 12/6 multifunctions to cater to every possible need
- Suggested temperatures for each function based on input from professional kitchens
- Extra large 80L + 46L gross capacity ovens with multiple shelf levels
- FullFlex telescopic slides for easy and safe access to your cooking
- Catalytic self cleaning rear liners
- Dead front display when unit is turned off
- Triple glazed cool-touch door
- Mark-resistant stainless steel

IOI™ Multifunction Double Oven

EVE636SC

60cm 12/12 multifunction double oven



Technical info



Cut-out dimensions (mm)
1086 (H) x 600 (W) x 581 (D)

Product dimensions (mm)
1083 (H) x 596 (W) x 573 (D)

Features

- IOI™ touch controls
- Full colour screen for temperature and function feedback
- 12/12 multifunctions to cater to every possible need
- Suggested temperatures for each function based on input from professional kitchens
- 2 extra large 80L gross capacity ovens with multiple shelf levels
- FullFlex telescopic slides for easy and safe access to your cooking
- Catalytic self cleaning rear liners
- Dead front display when unit is turned off
- Triple glazed cool-touch doors
- Mark-resistant stainless steel

IOI™ Multifunction Pyrolytic Oven

EVEP916SB

90cm 13 multifunction pyrolytic oven



Technical info



Cut-out dimensions (mm)
600 (H) x 900 (W) x 580 (D)

Product dimensions (mm)
596 (H) x 895 (W) x 572 (D)

Features

- Pyrolytic self clean oven for professional cleanliness without the scrubbing
- IOI™ Touch controls
- Full colour screen for temperature and function feedback
- 13 multifunctions to cater to every possible need
- Suggested temperatures for each function based on input from professional kitchens
- Extra large 125L capacity with multiple shelf levels
- Twin Fan System for even heat distribution
- Split Grill system for the ultimate grilling flexibility
- Quadruple glazed soft close cool-touch door
- Child safety device for added confidence
- Telescopic slides for easy and safe access to your cooking
- Dead front display when unit is turned off
- Mark resistant stainless steel

Freestanding cookers what's new

Offering the perfect combination of cutting-edge design, power and functional features, the Electrolux 90cm freestanding cooker with Pyrolytic oven will be the standout performer in your kitchen. With class-leading capacity, you'll be able to prepare several dishes simultaneously with absolute ease and control. Incorporating the very best in oven technology, the unique Intuitive Oven Interface is so stylish and simple to use, you won't even need a manual. The high definition full colour animation clearly shows the oven's status and proves that functional design can be beautiful too.



Pyrolytic self cleaning
An oven that cleans itself? Now that's luxury. Our Pyrolytic cleaning function does all the hard work for you without harsh chemicals. Just turn it on, wait for it to finish and wipe away the residue. It's that simple. Plus, the easy clean reminder lets you know when your oven needs a clean.

IOI™ makes cooking easy
The elegant and stylish full colour screen displays temperature and function feedback, so you can easily program and check your cooking for consistently impressive results. Each function has a suggested yet adjustable temperature. There's even an automatic count up timer, so you know exactly how long you've been baking. With just one touch, the display will come to life and be ready to create your next delicious meal.



Huge 125L gross capacity
Designed for the entertainer and large families, this large capacity 125-litre oven will make catering for every occasion quick and easy. Plus, energy use is also kept to a minimum, despite its size.

5 zone induction or 5 burner gas cooktop

Pyrolytic self cleaning

IOI™ touch controls

Twin fan system

Split system grill

125L capacity



Twin fan system
Cook each dish to perfection with the twin fan system. Fans rotate in opposite directions, distributing heat evenly throughout the oven, so you enjoy great results every time.

Split grill system
Take grilling to a new level of flexibility with the split grill system. Select to utilise both of the powerful grill elements, or just the one, depending on your cooking needs. For further control of your grilling, select to grill on either low or high temperature levels, or with the assistance of the fan.



IOI™ Multifunction Oven

EFEP915SB

90cm pyrolytic dual fuel cooker



Technical info



Cut-out dimensions (mm)

900 nominal (H) x 900 min (W) x 600 (D)

Product dimensions (mm)

910-930 (H) x 895 (W) x 572 (D)

Features – Cooktop

- Powerful 17 MJ/h wok burner for rapid heating of large pots and pans
- Gentle 1MJ/h for simmering
- Dual valve control for better range of power on wok burner
- Cast trivets give a broad flat work surface for easy movement of pots and pans
- Flame failure safety device
- Metalised knobs for quality feel and control
- Electronic ignition

Features – Oven

- Pyrolytic self clean oven for professional cleanliness without the scrubbing
- IOI™ Touch controls
- Full colour screen for temperature and function feedback
- 13 multifunctions to cater to every possible need
- Suggested temperatures for each function based on input from professional kitchens
- Extra large 125L capacity with multiple shelf levels
- Twin Fan System for even heat distribution
- Split Grill system for the ultimate grilling flexibility
- Quadruple glazed soft close cool-touch door
- Child safety device for added confidence
- Telescopic slides for easy and safe access to your cooking
- Dead front display when unit is turned off
- Mark resistant stainless steel


IOI™ Multifunction Oven

EFEP955SB

90cm pyrolytic induction cookers



Technical info



Cut-out dimensions (mm)

900 nominal (H) x 900 min (W) x 600 (D)

Product dimensions (mm)

906-926 (H) x 895 (W) x 572 (D)

Features – Cooktop

- LinkZone allows two zones to be linked together when cooking with larger pots and pans with just one touch
- MaxiZone offers up to 5200 Watts of power in boost mode, ideal for extra-large pots
- 14 stage touch and slide controls for accuracy and ease
- Power boost function for maximum power and speed on demand
- Stop & Go function
- Timer and minute minder for controlled cooking

Features – Oven

- Pyrolytic self clean oven for professional cleanliness without the scrubbing
- IOI™ Touch controls
- Full colour screen for temperature and function feedback
- 13 multifunctions to cater to every possible need
- Suggested temperatures for each function based on input from professional kitchens
- Extra large 125L capacity with multiple shelf levels
- Twin Fan System for even heat distribution
- Split Grill system for the ultimate grilling flexibility
- Quadruple glazed soft close cool-touch door
- Child safety device for added confidence
- Telescopic slides for easy and safe access to your cooking
- Dead front display when unit is turned off
- Mark resistant stainless steel



Compact Steam Oven

EVE678SC

38cm compact combination oven with grill, steam and hot air



Technical info



Flush fit cut-out dimensions (mm)
391 (H) x 600 (W) x 570 (D)

Product dimensions (mm)
388 (H) x 596 (W) x 567 (D)

Features

- FullTaste advanced – 100% full steam cooking
- 16 multifunctions
- Convection oven with grill
- A compact oven offering combination steam cooking
- Full touch controls to ensure precise setting of the temperature and functions
- Quadruple glazed door for cooler door temperatures
- Child safety device for added confidence
- Design alignment with 60cm ovens and other compact ovens
- Full, half and quarter steam
- Favourite program
- Mark-resistant stainless steel

Built-in Combi Microwave Oven

EMB2527BA

Built-in combination microwave oven



Technical info



Product dimensions (mm)
388 (H) x 595 (W) x 550 (D)
(with trim kit)

Features

- Built-in for seamless integration
- 7 cooking modes
- Easy touch controls
- Auto defrost
- Mark-resistant stainless steel
- Full digital display
- Convection, microwave and grill
- 9 Power levels

Compact Microwave Oven

EVEM677SC

38cm compact microwave, grill and fan forced oven



Technical info



Flush fit cut-out dimensions (mm)
391 (H) x 600 (W) x 570 (D)

Product dimensions (mm)
388 (H) x 596 (W) x 567 (D)

Features

- 12 multifunctions
- 45 pre-set recipes
- Full touch controls to ensure precise setting of the temperature and functions
- Fully programmable timer
- Pre-program and save up to 20 favourite functions
- Quadruple glazed door for cooler door temperature
- Child safety device for added confidence
- Design alignment with 60cm ovens and other compact ovens
- Mark-resistant stainless steel

Countertop Combi Microwave Oven

EMF2527BA

Countertop combination microwave oven



Technical info



Product dimensions (mm)
380 (H) x 560 (W) x 550 (D)

Features

- Countertop for added convenience
- 7 cooking modes
- Easy touch controls
- Auto defrost
- Mark-resistant stainless steel
- Full digital display
- Convection, microwave and grill
- 9 Power levels

Cooktops

Worth Knowing

Our Inspiration range of gas cooktops add a professional touch to your kitchen. Enjoy unrivalled adjustability and go from cooking at the highest temperature to the lowest controlled simmer. Professional levels of power ensure super fast heating, while the stable cooking surface allows you to easily move pots across the flat cast trivet surface.



Convenient electronic ignition

The convenient press down and hold electronic ignition is operated by burner control knobs and alleviates the need for untidy matches and gas guns.



Versatile dual gas valve

Experience fast heating and slow simmering from professional levels of power from 17MJ to 1MJ. The highest setting allows for rapid boiling, searing and stir-frys while the lowest lets you simmer slowly and is ideal for delicate sauces.



Flame failure safety device

For added peace of mind, the flame failure safety device shuts down the gas if the flame becomes accidentally extinguished while cooking. This gives you confidence to use your cooktop at the lowest simmer and also reduces the risk of fire.



Stability with flat cast trivets

Experience a supremely stable and stylish cooking surface with flat cast trivets. Enjoy peace of mind when cooking with a large heavy pot with the practicality of a flat surface when moving pots and pans across the cooktop.



Innovative wok burner

Take your cooking expertise to the next level with our innovative wok burner. With professional levels of power, you will experience super fast heating and amazing results every time.

5 Burner Gas Cooktop

EHG955SA

Stainless steel 90cm front control gas cooktop

Technical info



Cut-out dimensions (mm)
880 (W) x 490 (D)

Product dimensions (mm)
895 (W) x 530 (D) x 44 (H)



Features

- Powerful 17MJ/h wok burner for rapid heating of large pots and pans
- Gentle 1MJ/h for simmering
- Dual valve control for better range of power on wok burner
- Cast trivets give a broad flat work surface for easy movement of pots and pans
- Flame failure safety device
- Metalised knobs for quality feel and control
- High durability stainless steel construction
- Electronic ignition
- Laser etched graphics
- Front control for easy access
- Wok trivet supplied

5 Burner Gas Cooktop

EHG755SA

Stainless steel 75cm front control gas cooktop

Technical info



Cut-out dimensions (mm)
730 (W) x 490 (D)

Product dimensions (mm)
745 (W) x 530 (D) x 44 (H)



Features

- Powerful 17MJ/h wok burner for rapid heating of large pots and pans
- Gentle 1MJ/h for simmering
- Dual valve control for better range of power on wok burner
- Cast trivets give a broad flat work surface for easy movement of pots and pans
- Flame failure safety device
- Metalised knobs for quality feel and control
- High durability stainless steel construction
- Electronic ignition
- Laser etched graphics
- Front control for easy access
- Wok trivet supplied

5 Burner Gas Cooktop

EHG953SA
Stainless steel 90cm side control gas cooktop

Technical info



Cut-out dimensions (mm)
830 (W) x 470 (D)

Product dimensions (mm)
860 (W) x 520 (D) x 47 (H)

Features

- Powerful 17MJ/h wok burner for rapid heating of large pots and pans
- Gentle 1MJ/h for simmering
- Dual valve control for better range of power on wok burner
- Cast trivets give a broad flat work surface for easy movement of pots and pans
- Flame failure safety device
- Metalised knobs for quality feel and control
- High durability stainless steel construction
- Electronic ignition
- Laser etched graphics
- Side control
- Wok trivet supplied



4 Burner Gas Cooktop

EHG643SA
Stainless steel 60cm side control gas cooktop

Technical info



Cut-out dimensions (mm)
570 (W) x 490 (D)

Product dimensions (mm)
600 (W) x 520 (D) x 45 (H)

Features

- Powerful 17MJ/h wok burner for rapid heating of large pots and pans
- Gentle 1MJ/h for simmering
- Dual valve control for better range of power on wok burner
- Cast trivets give a broad flat work surface for easy movement of pots and pans
- Flame failure safety device
- Metalised knobs for quality feel and control
- High durability stainless steel construction
- Electronic ignition
- Laser etched graphics
- Side control
- Wok trivet supplied



4 Burner Gas Cooktop

EHG645SA*
Stainless steel 60cm front control gas cooktop

Technical info



Cut-out dimensions (mm)
560 (W) x 490 (D)

Product dimensions (mm)
595 (W) x 530 (D) x 44 (H)

Features

- Powerful 17MJ/h wok burner for rapid heating of large pots and pans
- Gentle 1MJ/h for simmering
- Dual valve control for better range of power on wok burner
- Cast trivets give a broad flat work surface for easy movement of pots and pans
- Flame failure safety device
- Metalised knobs for quality feel and control
- High durability stainless steel construction
- Electronic ignition
- Laser etched graphics
- Front control for easy access
- Wok trivet supplied



*This product is exclusive to specific retailer stores. For all participating, visit electrolux.com.au and electrolux.co.nz for more information.

5 Burner Glass Gas Cooktop

EHG953BA
Black ceramic glass 90cm side control gas cooktop

Technical info




Cut-out dimensions (mm)
830 (W) x 470 (D)

Product dimensions (mm)
861 (W) x 520 (D) x 55 (H)

Features

- Powerful 17MJ/h wok burner for rapid heating of large pots and pans
- Gentle 1MJ/h for simmering
- Dual valve control for better range of power on wok burner
- Cast trivets give a broad flat work surface for easy movement of pots and pans
- Flame failure safety device
- Metalised knobs for quality feel and control
- Ceramic glass for high durability
- Electronic ignition
- Side control
- Wok trivet supplied



4 Burner Glass Gas Cooktop

EHG643BA

Black ceramic glass 60cm side control gas cooktop



Technical info



Cut-out dimensions (mm)
570 (W) x 490 (D)

Product dimensions (mm)
610 (W) x 520 (D) x 56 (H)

Features

- Powerful 17MJ/h wok burner for rapid heating of large pots and pans
- Gentle 1MJ/h for simmering
- Dual valve control for better range of power on wok burner
- Cast trivets give a broad flat work surface for easy movement of pots and pans
- Flame failure safety device
- Metalised knobs for quality feel and control
- Ceramic glass for high durability
- Electronic ignition
- Side control
- Wok trivet supplied

Single Glass Gas Cooktop

EHG313BA

Black ceramic glass 32cm single power burner gas cooktop



Technical info



Cut-out dimensions (mm)
303 (W) x 485 (D)

Product dimensions (mm)
320 (W) x 520 (D) x 56 (H)

Features

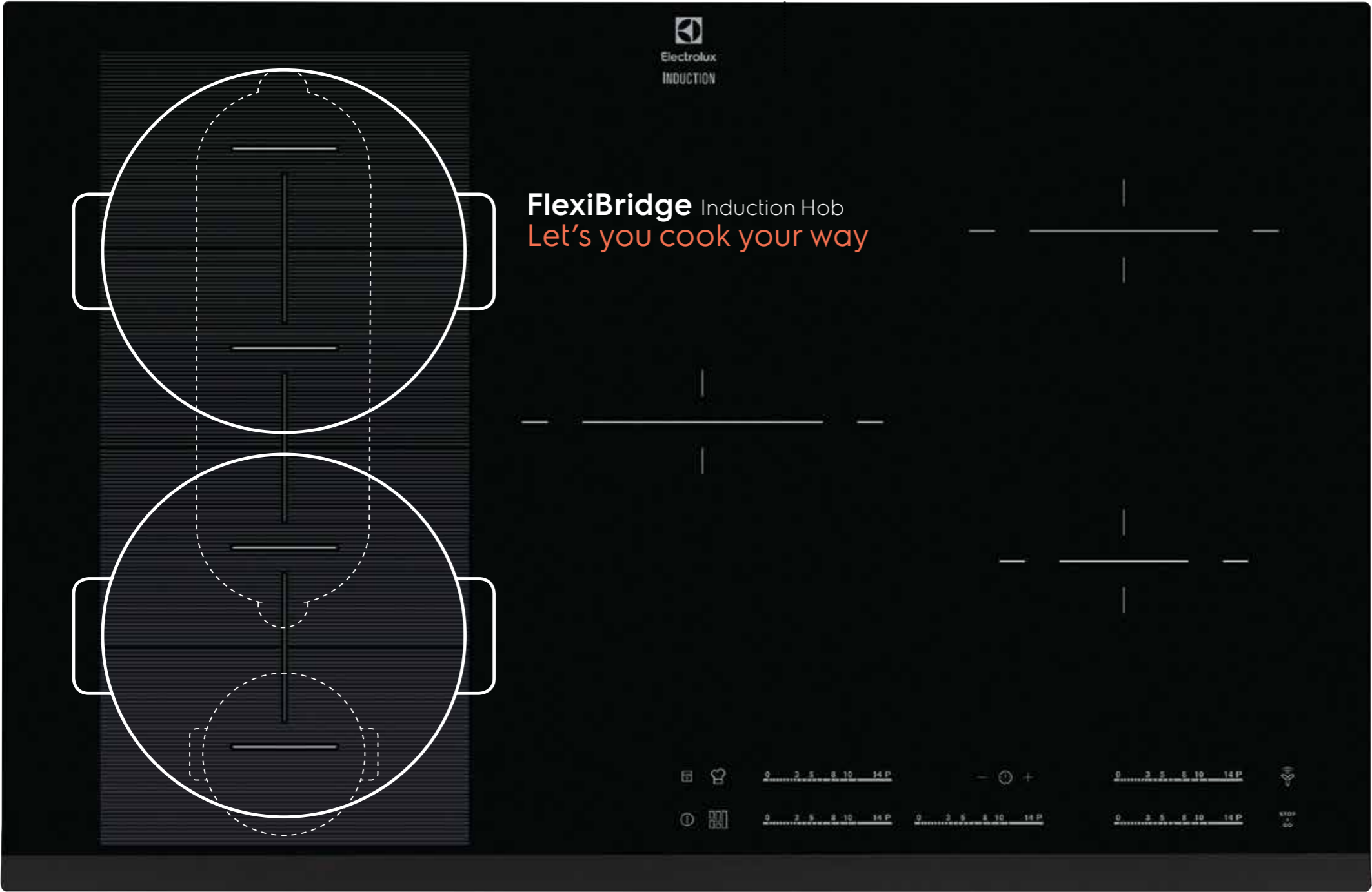
- Powerful 17MJ/h wok burner for rapid heating of large pots and pans
- Gentle 1MJ/h for simmering
- Dual valve control for better range of power on wok burner
- Cast trivets give a broad flat work surface for easy movement of pots and pans
- Flame failure safety device
- Ceramic glass for high durability
- Integrates with 60, 70 & 80cm induction cooktops
- Electronic ignition
- Front control for easy access
- Wok trivet supplied



Cooktops

What's new

Cook how you want on one of the largest cooking areas available.



Culinary freedom

Enjoy the flexibility to cook exactly the way you want to with our new FlexiBridge induction cooktops. The special four-segment cooking area not only allows you choose how you want to combine each area, but also lets you combine all four segments. This gives you one of the largest single cooking areas available. Plus you'll also enjoy optimised heat distribution for great results every time. Designed to accommodate a wide range of pan shapes and sizes.

Flexible bridging

Regular use:
For when you use normal size pots and pans.

Bridge one:
For when you use larger cookware, you can join three segments together. At the same time, you can use the small segment separately for an espresso or sauce pot.

Bridge two:
For when you use extra large cookware (such as a plancha grill or fish kettle), you can combine all four segments.



PowerSlide

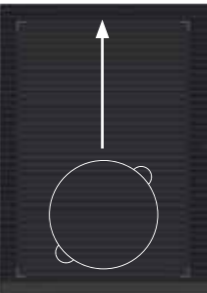
Cook like a professional with three temperature areas.

1. Heat up:
The high heat setting that heats up your dishes fast.


2. Cooking:
The medium heat setting that keeps your dishes cooking at a steady, even temperature.

3. Keep warm:
The low heat setting for keeping your dishes warm without over cooking them.


1. Heat up:



2. Cooking:



3. Keep warm:



Direct Access controls

Quick and accurate. Precise heat control in an instant, with just one touch. Individual Direct Access controls enable you to adjust and control heat levels quickly, easily and accurately.

5 Zone Induction Cooktop

EHX8575FHK

80cm FlexiBridge induction cooktop

Technical info

5 ZONES

CHEF MODE

5.5.5.5 14 STAGE TOUCH & SLIDE CONTROLS

POWER BOOST

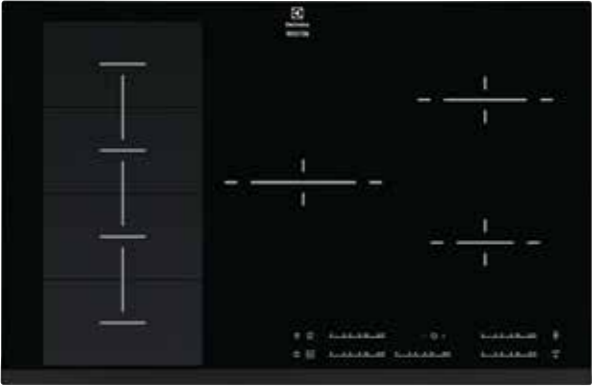
STOP & GO

TIMER

Cut-out dimensions (mm)
750 (W) x 490 (D)

Product dimensions (mm)
780 (W) x 520 (D) x 55 (H)

- Features
- 5 induction zones
 - 14 stage touch and slide controls
 - FlexiBridge Zone with PowerSlide
 - Stop & Go function
 - Hob²Hood (H2H) connectivity capable
 - Timer for controlled cooking
 - Front control for easy access
 - Auto pot detection
 - Optional accessory - E:Motion Wok Trivet - EIWT01



4 Zone Induction Cooktop

EHX6455FHK

60cm FlexiBridge induction cooktop

Technical info

4 ZONES

CHEF MODE

5.5.5.5 14 STAGE TOUCH & SLIDE CONTROLS

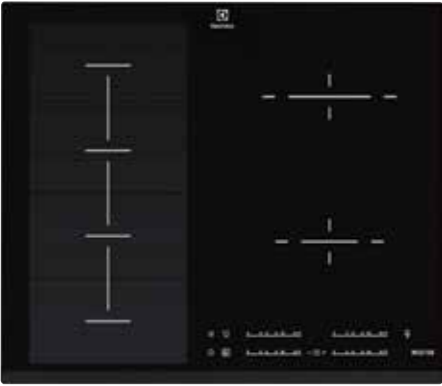
POWER BOOST

TIMER

Cut-out dimensions (mm)
560 (W) x 490 (H)

Product dimensions (mm)
590 (W) x 520 (D) x 55 (H)

- Features
- 4 induction zones
 - 14 stage touch & slide controls
 - FlexiBridge Zone with PowerSlide
 - Hob²Hood (H2H) connectivity capable
 - Timer for controlled cooking
 - Front control for easy access
 - Auto pot detection
 - Optional accessory - E:Motion Wok Trivet - EIWT01



6 Zone Induction Cooktop

EHI965BA

90cm 6 zone Maxisense induction cooktop with Chef mode

Technical info

6 ZONES

CHEF MODE

5.5.5.5 14 STAGE TOUCH & SLIDE CONTROLS

POWER BOOST

STOP & GO

TIMER

Cut-out dimensions (mm)
880 (W) x 490 (D)

Product dimensions (mm)
910 (W) x 520 (D) x 55 (H)

- Features
- Chef mode which enables bridging of the 6 zones into 3 MaxiZones at preset temperatures
 - 14 stage touch and slide controls for accuracy and ease
 - Power boost function for maximum power and speed when required
 - Stop & Go function
 - Timer and minute minder for controlled cooking
 - Front control for easy access
 - 6 x 2300W zones with boost up to 3200W
 - Auto pot detection
 - Residual heat indicators
 - Auto warm-up function
 - Optional accessory - E:Motion Wok Trivet - EIWT01



3 Zone Induction Cooktop

EHI938BA

90cm 3 zone inline Maxisense induction cooktop with Halo lighting and zone flexibility

Technical info

HALO LIGHTING

3 ZONES

5.5.5.5 14 STAGE TOUCH & SLIDE CONTROLS

POWER BOOST

STOP & GO

TIMER

Cut-out dimensions (mm)
892 (W) x 392 (D)

Product dimensions (mm)
914 (W) x 414 (D) x 55 (H)

- Features
- Halo ambient lighting system for the ultimate design statement
 - 3 inline Maxisense zones offering multi-pot and zone flexibility
 - 14 stage touch and slide controls for accuracy and ease
 - Power boost function for maximum power and speed when required
 - Stop & Go function
 - Timer for controlled cooking
 - Front control for easy access
 - 3 x 2300W zone with boost up to 3200W
 - Auto pot detection
 - Optional accessory - E:Motion Wok Trivet - EIWT01



3 Zone Induction Cooktop

EHI935BA
90cm 3 zone inline Maxisense induction cooktop with zone flexibility

Technical info

3 ZONES

5.5 L 12 MINUTE SLIDE CONTROLS

POWER BOOST

STOP & GO

TIMER

Cut-out dimensions (mm)
880 (W) x 380 (D)

Product dimensions (mm)
910 (W) x 410 (D) x 55 (H)

- Features
- 3 inline Maxisense zones offering multi-pot and zone flexibility
 - 14 stage touch and slide controls for accuracy and ease
 - Power boost function for maximum power and speed when required
 - Stop & Go function
 - Timer and minute minder for controlled cooking
 - Front control for easy access
 - 3 x 2300W zone with boost up to 3200W
 - Auto pot detection
 - Residual heat indicators
 - Auto warm-up function
 - Optional accessory - E:Motion Wok Trivet - EIWT01



4 Zone Induction Cooktop

EHI845BB
80cm 4 zone Maxisense induction cooktop with zone flexibility

Technical info

4 ZONES

5.5 L 12 MINUTE SLIDE CONTROLS

POWER BOOST

STOP & GO

TIMER

WIFI

Cut-out dimensions (mm)
750 (W) x 490 (H)

Product dimensions (mm)
780 (W) x 520 (D) x 55 (H)

- Features
- 4 Maxisense zones offering multi-pot and zone flexibility
 - Spacious cooking surface
 - 14 stage touch and slide controls for accuracy and ease
 - Hob²Hood (H2H) connectivity capable
 - Power boost function for maximum power and speed when required
 - Stop & Go function
 - Timer and minute minder for controlled cooking
 - Front control for easy access
 - 4 x 2300W zones capable of boost up to 3200W
 - Auto pot detection
 - Residual heat indicators
 - Auto warm-up function
 - Optional accessory - E:Motion Wok Trivet - EIWT01



4 Zone Induction Cooktop

EHI745BA*
70cm Maxisense induction cooktop

Technical info

4 ZONES

5.5 L 12 MINUTE SLIDE CONTROLS

STOP & GO

TIMER

POWER BOOST

Cut-out dimensions (mm)
680 (W) x 490 (H)

Product dimensions (mm)
710 (W) x 520 (D) x 55 (H)

- Features
- 4 Maxisense zones offering multi-pot and zone flexibility
 - Versatile 70cm cooking surface
 - 14 stage touch and slide controls
 - Power boost function for maximum power and speed when required
 - Stop & Go function
 - Timer and minute minder for controlled cooking
 - Front control for easy access
 - 4 x 2300W zones capable of boost up to 3200W
 - Auto pot detection
 - Residual heat indicators
 - Auto warm-up function
 - Optional accessory - E:Motion Wok Trivet - EIWT01



*This product is exclusive to specific retailer stores. For all participating, visit electrolux.com.au and electrolux.co.nz for more information.

4 Zone Induction Cooktop

EHI645BB
60cm 4 zone Maxisense induction cooktop with zone flexibility

Technical info

4 ZONES

5.5 L 12 MINUTE SLIDE CONTROLS

STOP & GO

TIMER

WIFI

POWER BOOST

Cut-out dimensions (mm)
560 (W) x 490 (H)

Product dimensions (mm)
590 (W) x 520 (D) x 55 (H)

- Features
- 4 Maxisense zones offering multi-pot and zone flexibility
 - 14 stage touch and slide controls for accuracy and ease
 - Hob²Hood (H2H) connectivity capable
 - Power boost function for maximum power and speed when required
 - Stop & Go function
 - Timer and minute minder for controlled cooking
 - 4 x 2300W zones capable of boost up to 3200W
 - Front control for easy access
 - Auto pot detection
 - Residual heat indicators
 - Auto warm-up function
 - Optional accessory - E:Motion Wok Trivet - EIWT01



Made for each other

Our expansive range of induction hobs gives you perfect control and even heat, so why not add the perfect complement with an exquisitely versatile cooking tool?



The Professional Connection
Chefs use woks for a range of cooking techniques, from stir-frying to braising, deep-frying and simmering.

e Motion trivet (EIWT01)

Want to use a rounded wok pan on a flat hob? No problem. With the e Motion® wok trivet, you'll enjoy quick, intense cooking for tastier, healthier dishes. Beautifully designed for both form and function, the chromed aluminium trivet is a work of art. And the great thing

is, it doesn't hold heat yet it allows for easy rounded wok cooking on your induction cooktop. A masterpiece in design, the stand will create just as much conversation as the meals you make using it. For more details visit electrolux.com



4 Zone Ceramic Cooktop

EHC944BA

90cm 4 zone ceramic cooktop with touch controls

Technical info



Cut-out dimensions (mm)
880 (W) x 490 (H)

Product dimensions (mm)
900 (W) x 520 (D) x 55 (H)

Features

- 4 cooking zones including 1 triple cooking zone for extra versatility
- Touch controls
- Sleek frameless design
- Black ceramic glass
- Safety child lock
- Front control for easy access



4 Zone Ceramic Cooktop

EHC644BA

60cm 4 zone electric cooktop with touch controls

Technical info



Cut-out dimensions (mm)
560 (W) x 490 (H)

Product dimensions (mm)
590 (W) x 520 (D) x 55 (H)

Features

- 4 cooking zones including 1 triple cooking zone for extra versatility
- Touch controls
- Sleek frameless design
- Black ceramic glass
- Safety child lock
- Front control for easy access



Hoods Worth knowing

How innovation across our Inspiration Range helps you in the home.



Island hood

- Perfect if you have a central island at the heart of your kitchen.
- Suits those with a social life that revolves around cooking.
- Adds style with sophisticated design and technology.



Slide out cooker hoods

- A space-saving solution with impressive technology for air extraction.
- Easy to interact with while you are cooking.



*Please note that the above overview does not include all available hoods.

Hob²hood

Cooking takes on a new dimension when appliances do the thinking for you. Designed to let you focus on cooking while keeping your kitchen fresh, our innovative Hob²Hood feature turns on the rangehood as you turn on your induction hob.

This smart technology allows a compatible rangehood and induction hob to seamlessly work together using an infrared connection. As you increase the heat, the induction hob automatically adjusts your hood to your cooking intensity so you don't have to worry. With a sleekly designed hood and powerful motor, you'll also use minimal energy to instantly get rid of those unpleasant cooking odours.





Cooking Rangehood

Canopy Hob²Hood Rangehood

ERC930SA

90cm wall mounted canopy rangehood

Technical info



Duct diameter (mm)
150

Product dimensions (mm)
900 (W) x 470 (D) x 1070 (H Max)

Features

- Stylish combination of stainless steel and black 'Touch on' glass controls
- Backlit controls for easy use
- 725m³/hr maximum airflow
- Hob²Hood connectivity capable
- Stainless steel body
- Touch on glass controls
- 3 speed plus boost
- 2 x 4w LED lights
- Multi-layer dishwasher safe filters
- Noise level 63dB (68dB Intensive)



Canopy Rangehood

ERC926BA

90cm slimline touch control canopy rangehood

Technical info



Duct diameter (mm)
200

Product dimensions (mm)
895 (W) x 500 (D) x 1158 (H Max)

Features

- Stylish combination of stainless steel and black 'Touch on' glass controls
- Backlit controls for easy use
- Dishwasher safe filters
- Low energy, high performance dimmable LED strip lighting
- 3 speeds plus Boost
- Maximum 1000m³/hr extraction
- Filter saturation sensor
- Low noise levels during operation
- 68 dB(A) maximum



Glass Canopy Rangehood

ERC928GA
90cm curved glass canopy rangehood



Technical info



Duct diameter (mm)
200

Product dimensions (mm)
900 (W) x 500 (D) x 1158 (H Max)

Features

- Stylish ‘Touch on’ black glass controls
- Architectural curved glass design
- Dishwasher safe filter
- Low energy, high performance dimmable LED strip lighting
- 3 speeds plus Boost
- Maximum 1000m³/hr extraction
- Filter saturation sensor
- Low noise levels during operation
- 68 dB(A) maximum

Canopy Rangehood

ERCE9025BA
90cm touch control canopy rangehood



Technical info



Duct diameter (mm)
150

Product dimensions (mm)
900 (W) x 500 (D) x 1145 (H Max)

Features

- Stylish combination of stainless steel and black ‘Touch on’ glass controls
- Backlit controls for easy use
- Dishwasher safe filters
- Halogen lighting
- 3 speeds to cater to your needs
- Maximum 630m³/hr extraction
- Filter saturation sensor
- 62 dB(A) maximum

Island Rangehood

ERC1931SA
100cm island canopy rangehood



Technical info



Duct diameter (mm)
150

Product dimensions (mm)
998 (W) x 700 (D) x 1150 (H Max)

Features

- Stylish combination of stainless steel and black ‘Touch on’ glass controls
- Backlit controls for easy use
- 725m³/hr maximum airflow
- Hob2Hood connectivity capable
- 725m³/hr maximum airflow
- Stainless steel body
- Touch on glass controls
- 4 x 4w LED lights
- Multi-layer dishwasher safe filters
- Noise level 63dB (68dB Intensive)

Integrated Rangehood

ERI712SA
80cm integrated rangehood

Technical info

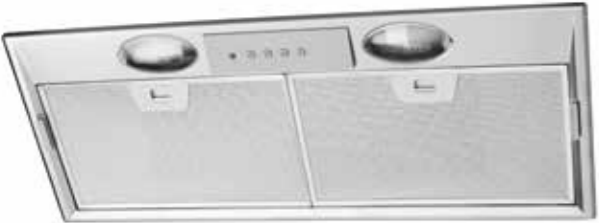


Duct diameter (mm)
150

Product dimensions (mm)
702 (W) x 284 (D) x 305 (H)

Features

- 720 m³/hr maximum airflow
- 3 speed twin fan motor plus boost
- Push button electronic controls
- 2 x 4w LED lights
- Multi-layer dishwasher safe filters
- Noise level 70dB(A)



Integrated Rangehood

ERI512SA
60cm integrated rangehood

Technical info



Duct diameter (mm)
150

Product dimensions (mm)
522 (W) x 284 (D) x 305 (H)

Features

- 650 m³/hr maximum airflow
- 3 speed twin fan motor plus boost
- Push button electronic controls
- 2 x 4w LED lights
- Multi-layer dishwasher safe filters
- Noise level 70dB(A)



Slide Out Rangehood

ERR927SA
90cm slide out rangehood

Technical info



Duct diameter (mm)
150

Product dimensions (mm)
900 (W) x 300 (D) x 275 (H)

Features

- 625m³/hr maximum airflow
- Stainless steel front trim
- 2 speed twin fan motor
- Switch and slide controls
- 2 x 4w LED lights
- Multi-layer dishwasher safe filters
- Noise level 69dB(A)



Slide Out Rangehood

ERR627SA
60cm slide out rangehood

Technical info



Duct diameter (mm)
150

Product dimensions (mm)
600 (W) x 300 (D) x 275 (H)

Features

- 625m³/hr maximum airflow
- Stainless steel front trim
- 2 speed twin fan motor
- Switch and slide controls
- 2 x 4w LED lights
- Multi-layer dishwasher safe filters
- Noise level 69 dB(A)



Dishwashers

Worth knowing

No matter what you put in your dishwasher – from the largest, dirtiest pans to your most delicate glassware – RealLife® XXL TimeManager will deliver outstanding cleaning, ensuring you get sparkling results every time.



Excellent cleaning
Achieve outstanding results with our clever FlexiSpray Arm and five spray levels. Unlike traditional spray arms, ours moves in multiple different ways, also reaching the most crowded areas to get all of your items spotlessly clean, no matter how they are loaded.



FlexiWash
Everything will be spotlessly clean, all in the same cycle. Wash glasses in the upper rack and pots and pans in the lower rack.



Intelligent AutoFlex program adjusts the settings to your load
Our clever AutoFlex program uses sensors to determine how dirty your dishes are – and then picks the best cycle to get them outstandingly clean. As a result – high performance, economical cleaning that uses minimum energy, water and time.



Quiet inverter system
Enjoy the peace that comes with an ultra-quiet dishwasher. With a whisper-quiet 42dBA operation noise level, you can wash your dishes at any time convenient for you. The Inverter motor is also extremely durable and long lasting. (ESF8725ROX)

XtraPower option
Experience professional cleaning results on even the most heavily soiled loads with the XtraPower feature. This high-power option increases the water pressure in the prewash and washing phases by 40% to ensure a sparkling clean every time. (ESF8725ROX)

Take control with TimeManager
Use the TimeManager option which makes some clever adjustments. You can reduce the programme's time cycle by up to 50% – while enjoying the same comparable performance. (selected programs)



SoftSpikes®
Keeps your glasses in a steady position giving outstanding glasscare.



FlexiBasket
Enjoy the perfect combination of foldable racks and shelves with FlexiLift adjustable upper basket, and successfully load even those awkwardly shaped items with ease.



RealLife XXL wash system
Now you can be creative and prepare multiple dishes without having to worry about washing up. With its extra tall tub and generous internal space, the RealLife XXL Wash System has been cleverly designed to fit those larger, awkwardly shaped items like chopping boards, pots and pans.



Aqua Control
Peace of mind with Aqua Control anti-flood protection.



MyFavourite program
This handy feature allows you to save your personal favourite wash program and use it with the touch of a button.

QuickPlus at 60°C
Our 30 minute quick wash program washes at up to 60°C and ensures great results for lightly soiled dishes.





RealLife XXL TimeManager

ESF8725ROX

60cm stainless steel freestanding dishwasher

Technical info



Product dimensions

596 (W) x 850 (H) x 610 (D)

Features

- RealLife XXL Wash System
- Take control with TimeManager
- XtraPower program
- Intelligent AutoFlex program
- FlexiWash program
- MyFavourite program
- Quiet inverter system 42dB(A) noise level
- XtraDry option
- Intuitive full touch control with LED display
- 30 minutes QuickPlus at 60°C
- FlexiBasket
- Eco option
- One Hour program
- Delay Start: 1-24 hours
- Aqua Control anti-flood protection
- Auto Off
- Mark-resistant stainless steel door



RealLife XXL TimeManager

ESL7510RO

60cm fully integrated dishwasher

Technical info



Product dimensions

596 (W) x (818-898) (H) x 550 (D)

Built in dimensions (mm)

600 (W) x (820-900) (H) x 570 (D)

Features

- RealLife XXL Wash System
- Take control with TimeManager
- Intelligent AutoFlex program
- FlexiWash program
- LightBeam on floor progress indicator
- MyFavourite program
- 47dB(A) noise level
- XtraDry option
- Electronic control with LED display
- 30 minutes QuickPlus at 60°C
- FlexiBasket
- Eco option
- One Hour program
- Delay Start: 1-24 hours
- Aqua Control anti-flood protection
- Auto Off

*Cabinetry not included.



Built-in Ovens



EVEP618SC
IOI™ Pyrolytic Steam Oven



EVEP616SC
IOI™ Pyrolytic Oven



EVEP614SC
Knob Control Pyrolytic Oven

main features			
type	single pyrolytic steam	single pyrolytic	single pyrolytic
oven fuel	electric	electric	electric
oven capacity gross	80	80	80
oven capacity net	72	72	72
front materials/colours	black glass and mark-resistant stainless steel	black glass and mark-resistant stainless steel	black glass and mark-resistant stainless steel
controls	electronic touch	electronic touch	rotary electronic
intuitive oven interface (IOI™)	■	■	
door glass panes	4	4	4
soft close door	■	■	■
oven lights	1	1	1
catalytic liner (rear)			
max power rating kW	3.5	3.1	3.1
oven functions			
no. of functions	15	13	10
rapid heat up	(auto)	(auto)	■
fan cooking	■	■	■
fan assist bake		■	
traditional bake	■	■	■
fan grill	■	■	■
pastry / base heat	■	■	■
roast	■	■	
pizza	■	■	■
cook from frozen	■	■	
keep warm	■	■	
half grill	■	■	■
full grill	■	■	■
defrost	■	■	■
pyrolytic cleaning	■ (3 levels)	■ (3 levels)	■ (2 levels)
steam cooking	■		
steam baking	■		
steam reheat	■		
included accessories			
smart food probe	■	■	
wire shelf	2	2	2
grill insert	antispatter	antispatter	antispatter
grill pan	■	■	■
baking tray	1	1	1
roasting dish	cast non stick	cast non stick	
roasting rack			
telescopic slides	FullFlex x 2	FullFlex x 2	FullFlex x 2
dimensions			
cut-out dimensions (mm)	600 (H) x 600 (W) x 581 (D)	600 (H) x 600 (W) x 581 (D)	600 (H) x 600 (W) x 581 (D)
product dimensions (mm)	597 (H) x 596 (W) x 573 (D)	597 (H) x 596 (W) x 573 (D)	597 (H) x 596 (W) x 573 (D)

* Refer to the product information on page 68 of this brochure.



EVE616SC
IOI™ Multifunction Oven



EVE614SC
Knob Control
Multifunction Oven

main features		
type	single	single
oven fuel	electric	electric
oven capacity gross	80	80
oven capacity net	72	72
front materials/colours	black glass and mark-resistant stainless steel	black glass and mark-resistant stainless steel
controls	electronic touch	electronic touch
intuitive oven interface (IOI™)	■	■
door glass panes	3	3
soft close door		
oven lights	3	3
catalytic liner (rear)	■	■
max power rating kW	3.1	3.1
oven functions		
no. of functions	8	8
rapid heat up	(auto)	■
fan cooking	■	■
fan assist bake		
traditional bake	■	■
fan grill	■	■
pastry / base heat	■	■
roast		
pizza		
cook from frozen	■	
keep warm		
half grill	■	■
full grill	■	■
defrost	■	■
pyrolytic cleaning		
steam cooking		
steam baking		
steam reheat		
included accessories		
wire shelf	2	2
grill insert	antispatter	antispatter
grill pan	■	■
baking tray	1	1
roasting dish		
roasting rack		
telescopic slides	FullFlex x 2	FullFlex x 2
dimensions		
cut-out dimensions (mm)	600 (H) x 600 (W) x 581 (D)	600 (H) x 600 (W) x 581 (D)
product dimensions (mm)	597 (H) x 596 (W) x 573 (D)	597 (H) x 596 (W) x 573 (D)

* Refer to the product information on page 68 of this brochure.

Built-in Ovens



EVEP604SC*
Knob Control Pyrolytic Oven



EVEP606SC*
IOI™ Pyrolytic Oven



EVE607SC*
IOI™ Multifunction
Steam Oven

main features			
type	single pyrolytic	single pyrolytic	single steam
oven fuel	electric	electric	electric
oven capacity gross	80	80	80
oven capacity net	70	70	72
front materials/colours	black glass and mark-resistant stainless steel	black glass and mark-resistant stainless steel	black glass and mark-resistant stainless steel
controls	rotary electronic	electronic touch	electronic touch
intuitive oven interface (IOI™)		■	■
door glass panes	4	4	3
soft close door	■	■	
oven lights	1	1	1
catalytic liner (rear)			■
max power rating kW	3.1	3.1	3.5
oven functions			
no. of functions	10	13	12
rapid heat up	■	(auto)	(auto)
fan cooking	■	■	■
fan assist bake		■	
traditional bake	■	■	■
fan grill	■	■	■
pastry / base heat	■	■	■
roast		■	■
pizza	■	■	
cook from frozen		■	■
keep warm		■	
half grill	■	■	■
full grill	■	■	■
defrost	■	■	■
pyrolytic cleaning	■ (2 levels)	■ (3 levels)	
steam cooking			■
steam baking			■
steam reheat			■
included accessories			
smart food probe			■
wire shelf	2	2	2
grill insert	wire	wire	wire
grill pan	deep grill pan	deep grill pan	deep grill pan
baking tray		1	
roasting dish			
roasting rack	1	1	1
telescopic slides			FullFlex x 1
dimensions			
cut-out dimensions (mm)	600 (H) x 600 (W) x 581 (D)	600 (H) x 600 (W) x 581 (D)	600 (H) x 600 (W) x 581 (D)
product dimensions (mm)	597 (H) x 596 (W) x 573 (D)	597 (H) x 596 (W) x 573 (D)	597 (H) x 596 (W) x 573 (D)

*This product is exclusive to specific retailer stores. For all participating, visit electrolux.com.au for more information.

† Refer to the product information on page 68 of this brochure.



EVEP626SC
IOI™ Pyrolytic Duo Oven



EVE636SC
IOI™ Multifunction
Double Oven



EVE626SC
IOI™ Multifunction
Duo Oven

main features	main oven	2nd oven	main oven	2nd oven	main oven	2nd oven
type	duo pyrolytic		double		duo	
oven fuel	electric		electric		electric	
oven capacity gross	80	46	80	80	80	46
oven capacity net	72	38	72	72	72	38
front materials/colours	black glass and mark-resistant stainless steel		black glass and mark-resistant stainless steel		black glass and mark-resistant stainless steel	
controls	electronic touch		electronic touch		electronic touch	
intuitive oven interface (IOI™)	■		■		■	
door glass panes	4	4	3	3	3	3
soft close door	■	■				
oven lights	1	1	3	3	3	1
catalytic liner (rear)			■	■	■	■
max power rating kW	5.3		6.2		5.3	
oven functions	main oven	2nd oven	main oven	2nd oven	main oven	2nd oven
no. of functions	13	7	12	12	12	6
rapid heat up	(auto)		(auto)		(auto)	
fan cooking	■		■	■	■	
fan assist bake	■	■	■	■	■	■
traditional bake	■	■	■	■	■	■
fan grill	■	■	■	■	■	■
pastry / base heat	■	■	■	■	■	■
roast	■		■	■	■	
pizza	■		■	■	■	
cook from frozen	■		■	■	■	
keep warm	■	■	■	■	■	■
half grill	■	■	■	■	■	■
full grill	■		■	■	■	
defrost	■		■	■	■	
pyrolytic cleaning	■ (3 levels)	■ (3 levels)				
included accessories						
smart food probe	■					
wire shelf	2	1	2	2	2	1
grill insert	antispatter		antispatter		antispatter	
grill pan	■		■		■	
baking tray	1		1	1	1	
roasting dish	cast non stick		cast non stick		cast non stick	
roasting rack						
telescopic slides	FullFlex x 2	FullFlex x 1	FullFlex x 2	FullFlex x 2	FullFlex x 2	FullFlex x 1
dimensions						
cut-out dimensions (mm)	893 (H) x 600 (W) x 581 (D)		1086 (H) x 600 (W) x 581 (D)		893 (H) x 600 (W) x 581 (D)	
product dimensions (mm)	890 (H) x 596 (W) x 573 (D)		1083 (H) x 596 (W) x 573 (D)		890 (H) x 596 (W) x 573 (D)	

Built-in Ovens



EVEP916SB
90cm IOI™ Pyrolytic Oven

main features	
type	single
oven fuel	electric
oven capacity (gross/net)	125L/116L
materials/colour	black glass and mark-resistant stainless steel
controls	electronic touch
intuitive oven interface (IOI™)	■
door glass panes	4
oven lights	2
max power rating kW	6.1
automatic rapid heat up	■
split grill system	■
twin fan system	■
soft close door	■
oven functions	
number of functions	13
pyrolytic cleaning	■ 3 levels
fan cooking	■
fan assist bake	■
traditional bake	■
fan grill	■
pastry	■
roast	■
pizza	■
cook from frozen	■
keep warm	■
half grill	■
full grill	■
defrost	■
included accessories	
wire shelf	2
telescopic slides	3
grill insert	2
grill dish	2
grill dish support rack	1
dimensions	
cut-out dimensions (mm)	600 (H) x 900 (W) x 580 (D)
product dimensions (mm)	596 (H) x 895 (W) x 572 (D)

* Refer to the product information on page 69 of this brochure.

Freestanding Cookers



EFEP955SB
90cm IOI™ Multifunction Oven

main features	
energy/heat source	electric (oven)/induction (cooktop)
colour	black glass and mark-resistant stainless steel
controls	14 stage touch slide control
max power rating kW	15.5
connection type	hardwire
cooktop features	
LinkZone	■
pot sensor	■
power boost	■
Timer	■
auto warm up	■
hot surface indicator	■
keep warm	■
child lock	■
auto off	■
stop & go	■
number of cooking zones	5
front left (min-max)	2300W / 3200W
front right (min-max)	1400W / 2500W
centre (min-max)	3600W / 5200W
rear left (min-max)	2300W / 3200W
rear right (min-max)	1800W / 2800W
oven features	
oven capacity (gross/net)	125L/116L
materials/colour	black glass and mark-resistant stainless steel
controls	electronic touch
intuitive oven interface (IOI)	■
door glass panes	4
oven lights	2 x 25W
automatic rapid heat up	■
split grill system	■
twin fan system	■
soft close door	■
oven functions	
number of functions	13
pyrolytic cleaning	■ 3 levels
fan cooking	■
fan assist bake	■
traditional bake	■
fan grill	■
Pastry	■
Roast	■
Pizza	■
cook from frozen	■
keep warm	■
half grill	■
full grill	■
defrost	■
included accessories	
wire shelf	2
telescopic slides	3
grill insert	2
grill dish	2
grill dish support rack	1
removable stainless steel splashback	■
storage compartment	■
adjustable feet	■
optional accessories	E:motion chromed aluminium wok trivet EIWT01
dimensions	
cabinet dimensions for freestanding installation -with feet attached (mm)	900 nominal (H) x 900 min. (W) x 600 (D)
cabinet dimensions for freestanding installation - on plinth with feet removed (mm)	755 max. (H) x 900 min. (W) x 600 (D)
product dimensions (mm)	906-926 (H) x 895 (W) x 600 (D)
stainless steel splashback (mm)	60 (H)



EFEP915SB
90cm IOI™ Multifunction Oven

main features	
energy/heat source	electric (oven)/gas (cooktop)
colour	black glass and mark-resistant stainless steel
controls	solid metal and black glass knobs
max power rating kW	6
connection type	hardwire
cooktop features	
cast iron trivets	■
wok support	■
flame failure safety device	■
dual valve	■
under knob ignition	■
number of burners	5
front left	5.1 auxiliary (MJ/h NG)
front right	12.1 rapid (MJ/h NG)
centre	17.0 wok (MJ/h NG)
rear left	9.1 semi rapid (MJ/h NG)
rear right	9.1 semi rapid (MJ/h NG)
maximum gas rating	52.4 MJ/h
oven features	
oven capacity (gross/net)	125L/116L
materials/colour	black glass and mark-resistant stainless steel
controls	electronic touch
intuitive oven interface (IOI)	■
door glass panes	4
oven lights	2 x 25W
automatic rapid heat up	■
split grill system	■
twin fan system	■
soft close door	■
oven functions	
number of functions	13
pyrolytic cleaning	■ 3 levels
fan cooking	■
fan assist bake	■
traditional bake	■
fan grill	■
Pastry	■
Roast	■
Pizza	■
cook from frozen	■
keep warm	■
half grill	■
full grill	■
Defrost	■
included accessories	
wire shelf	2
telescopic slides	3
grill insert	2
grill dish	2
grill dish support rack	1
removable stainless steel splashback	■
storage compartment	■
removable stainless steel kick plate	■
adjustable feet	■
dimensions	
cabinet dimensions freestanding installation - with feet attached (mm)	900 nominal (H) x 900 min. (W) x 600 (D)
cabinet dimensions freestanding installation - on plinth with feet removed (mm)	755 max. (H) x 900 min. (W) x 600 (D)
product dimensions (mm)	910-930 (H) x 895 (W) x 600 (D)
stainless steel splashback (mm)	60 (H)

* Refer to the product information on page 70 of this brochure.

38cm Compacts



EVE678SC
38cm FullSteam CombiSteam Oven



EVEM677SC
38cm Combination Microwave

main features		
type	FullSteam Compact Oven	Compact Microwave Oven
gross capacity - litres	38	38
net capacity - litres	36	36
front materials/colours	black glass & mark resistant stainless steel	black glass & mark resistant stainless steel
controls	electronic touch	electronic touch
door glass panes	4	4
oven light	1	1
fast heat-up	■	■
max power rating kW	2.3	2.3
oven functions		
no. of functions	16	12
true fan cooking	■	■
slow cooking	■	■
grill	■	■
turbo grilling	■	■
microwave		■ (1000W)
moist fan baking	■	
steam reheating	■	
quarter steam + heat	■	
half steam + heat	■	
full steam	■	
browning/au gratin	■	■
defrost	■	■
dough proving	■	■
drying		■
keep warm	■	■
plate warming	■	■
preserving	■	■
bread baking (steam)	■	
included accessories		
wire shelf	1	1
glass base		■
baking tray	1	1
cleaning sponge	1	
glass dish with insert	1	
dimensions		
cut-out dimensions (mm)	391 (H) x 600 (W) x 570 (D)	391 (H) x 600 (W) x 570 (D)
product dimensions (mm)	388 (H) x 596 (W) x 567 (D)	388 (H) x 596 (W) x 567 (D)

* Refer to the product information on page 71 of this brochure.

Microwaves



EMB2527BA
Built-in Combi Microwave Oven



EMF2527BA
Countertop Combi Microwave Oven

main features		
type	Built In	Countertop
capacity - litres	25	25
front materials/colours	black finish with mark resistant stainless steel	black finish with mark resistant stainless steel
controls	electronic touch	electronic touch
display	LED	LED
oven functions		
convection	■	■
grill	■	■
microwave	■	■
cooking modes	7	7
quick start	■	■
variable power level	■	■
auto cook	■	■
auto defrost	■	■
auto reheat	■	■
power		
voltage	230-240V / 50Hz	230-240V / 50Hz
maximum current rating Amps	10	10
connection	cord & plug	cord & plug
microwave power	900W	900W
grill power	1100W	1100W
convection power	2500W	2500W
dimensions		
cut-out dimensions (mm)	391 (H) x 600 (W) x 550 (D)	N/A
product dimensions (mm)	388 (H) x 595W (W) x 460 (D)	328 (H) x 515 (W) x 460 (D)

* Refer to the product information on page 71 of this brochure.

Gas Cooktops



EHG955SA
90cm 5 Burner
Gas Cooktop



EHG755SA
75cm 5 Burner
Gas Cooktop




EHG953SA
90cm 5 burner
Gas Cooktop



EHG643SA
60cm 4 Burner
Gas Cooktop

main features				
colour/finish	stainless steel	stainless steel	stainless steel	stainless steel
flame failure safety device	■	■	■	■
laser etched indicators	■	■	■	■
wok support	■	■	■	■
cast iron trivets	■	■	■	■
features				
dual valve	■	■	■	■
under knob ignition	■	■	■	■
side knob control			■	■
front knob control	■	■		
burners	5	5	5	4
wok MJ/h (NG)	17.0	17.0	17.0	17.0
small	5.1	5.1	5.1	5.1
medium	9.0 (x2)	9.0 (x2)	6.5 / 9.0 (x2)	9.0
large	12.1	12.1	12.1	12.1
maximum gas rating (MJ/h)	52.2	52.2	52.2	43.2
dimensions				
cut-out dimensions (mm)	880 (W) x 490 (D)	730 (W) x 490 (D)	830 (W) x 470 (D)	570 (W) x 490 (D)
product dimensions (mm)	895 (W) x 530 (D) x 44 (H)	745 (W) x 530 (D) x 44 (H)	860 (W) x 520 (D) x 47 (H)	600 (W) x 520 (D) x 45 (H)



EHG645SA
60cm 4 burner
gas cooktop



EHG953BA
90cm 5 Burner
Gas Cooktop



EHG643BA
60cm 4 Burner
Gas Cooktop



EHG313BA
30cm Single
Gas Cooktop

main features				
colour/finish	stainless steel	ceramic glass	ceramic glass	ceramic glass
flame failure safety device	■	■	■	■
laser etched indicators	■			
wok support	■	■	■	■
cast iron trivets	■	■	■	■
features				
dual valve	■	■	■	■
under knob ignition	■	■	■	■
side knob control		■	■	
front knob control	■			■
burners	4	5	4	1
wok (MJ/h LP/NG)	17.0	17.0	17.0	17.0
small	5.1	5.1	5.1	
medium	9.0	9.0 (x2)	9.0	
large	12.1	12.1	12.1	
maximum gas rating (MJ/h)	43.2	52.2	43.2	17
dimensions				
cut-out dimensions (mm)	560 (W) x 490 (D)	830 (W) x 470 (D)	570 (W) x 490 (D)	303 (W) x 485 (D)
product dimensions (mm)	595 (W) x 530 (D) x 44 (H)	861 (W) x 520 (D) x 55 (H)	610 (W) x 520 (D) x 56 (H)	320 (W) x 520 (D) x 56 (H)

* Refer to the product information on page 72-75 of this brochure.

Induction Cooktops



EHI965BA
90cm InfinitePro Induction
Cooktop



EHI938BA
90cm 3 Zone Maxisense
Cooktop with Halo lighting



EHI935BA
90cm 3 Zone
Maxisense Cooktop

main features			
energy/heat source	electric/induction	electric/induction	electric/induction
colour/finish	ceramic glass	ceramic glass	ceramic glass
controls	14 stage touch slide control	14 stage touch slide control	14 stage touch slide control
features			
halo ambient lighting system		■	
pot sensor	■	■	■
power boost	■	■	■
timer	■	■	■
auto warm up	■	■	■
hot surface indicator	■	■	■
keep warm	■	■	■
child lock	■	■	■
auto off	■	■	■
stop & go	■	■	■
chef mode	■		
number of cooking zones	6	3	3
front left (min-max)	2300w / 3200w	2300w / 3200w	2300w / 3200w
front right (min-max)	2300w / 3200w	2300w / 3200w	2300w / 3200w
front centre (min-max)	2300w / 3200w	2300w / 3200w	2300w / 3200w
rear left (min-max)	2300w / 3200w		
rear right (min-max)	2300w / 3200w		
rear centre (min-max)	2300w / 3200w		
maximum power rating	11kW	6.9kW	6.9kW
optional accessories			
E:motion chromed aluminium wok trivet	EIWT01	EIWT01	EIWT01
dimensions			
cut-out dimensions (mm)	880 (W) x 490 (D)	892 (W) x 392 (D)	880 (W) x 380 (D)
product dimensions (mm)	910 (W) x 520 (D) x 55 (H)	914 (W) x 414 (D) x 55 (H)	910 (W) x 410 (D) x 55 (H)

* Refer to the product information on page 76 of this brochure.

Induction Cooktops



EHI845BB
80cm 4 Zone
Maxisense Cooktop



EHI745BA
80cm 4 Zone
Maxisense Cooktop



EHI645BB
60cm 4 Zone
Maxisense Cooktop

main features			
energy/heat source	electric/induction	electric/induction	electric/induction
colour/finish	ceramic glass	ceramic glass	ceramic glass
controls	14 stage touch slide control	14 stage touch slide control	14 stage touch slide control
features			
pot sensor	■	■	■
power boost	■	■	■
timer	■	■	■
auto warm up	■	■	■
hot surface indicator	■	■	■
Hob²Hood connectivity capable	■		■
keep warm	■	■	■
child lock	■	■	■
auto off	■	■	■
stop & go	■	■	■
number of cooking zones	4	4	4
front left (min-max)	2300w / 3200w	2300w / 3200w	2300w / 3200w
front right (min-max)	2300w / 3200w	2300w / 3200w	2300w / 3200w
front centre (min-max)			
rear left (min-max)	2300w / 3200w	2300w / 3200w	2300w / 3200w
rear right (min-max)	2300w / 3200w	2300w / 3200w	2300w / 3200w
rear centre (min-max)			
maximum power rating	7.4kW	7.4kW	7.4kW
optional accessories			
Emotion chromed aluminium wok trivet	EIWT01	EIWT01	EIWT01
dimensions			
cut-out dimensions (mm)	750 (W) x 490 (H)	680 (W) x 490 (H)	560 (W) x 490 (H)
product dimensions (mm)	780 (W) x 520 (D) x 55 (H)	710 (W) x 520 (D) x 55 (H)	590 (W) x 520 (D) x 55 (H)

* Refer to the product information on page 77 of this brochure.



EHX857FHK
80cm FlexiBridge
Induction Cooktop



EHX6455FHK
60cm FlexiBridge
Induction Cooktop

main features		
energy/heat source	electric/induction	electric/induction
colour/finish	ceramic glass	ceramic glass
controls	14 stage touch slide control	14 stage touch slide control
features		
pot sensor	■	■
power boost	■	■
timer	■	■
auto warm up	■	■
hot surface indicator	■	■
Hob²Hood connectivity capable	■	■
child lock	■	■
auto off	■	■
stop & go	■	
PowerSlide mode	■	■
number of cooking zones	5	4
front left (min-max)	2400w / 3300w	2300w / 3200w
front right (min-max)	1400w / 2500w	1400w / 2500w
(min-max)		
rear left (min-max)	2400w / 3300w	2300w / 3200w
rear right (min-max)	1800w / 2800w	1800w / 2800w
rear centre (min-max)	2300w / 3200w	
maximum power rating	7.4kW	7.4kW
optional accessories		
Emotion chromed aluminium wok trivet	EIWT01	EIWT01
dimensions		
cut-out dimensions (mm)	750 (W) x 490 (D)	560 (W) x 490 (D)
product dimensions (mm)	780 (W) x 520 (D) x 55 (H)	590 (W) x 520 (D) x 55 (H)

* Refer to the product information on page 77 of this brochure.

Ceramic Cooktops



EHC644BA
60cm Ceramic Cooktop



EHC944BA
90cm Ceramic Cooktop

features		
colour/finish	ceramic glass	ceramic glass
control	9 stage touch	9 stage touch
timer	■	■
auto warm up	■	■
hot surface indicator	■	■
keep warm	■	■
child lock	■	■
auto off	■	■
cooking zones	4	4
triple ring zone	■	■
front left	800 / 1600 / 2300W	800 / 1600 / 2300W
front right	1200W	1200W
rear left	1200W	1200W
rear right	1800W	1800W
maximum power rating	6.5kW	6.5kW
dimensions		
cut-out dimensions (mm)	560 (W) x 490 (H)	880 (W) x 490 (H)
product dimensions (mm)	590 (W) x 520 (D) x 55 (H)	900 (W) x 520 (D) x 55 (H)

* Refer to the product information on page 78 of this brochure.

Canopy hoods



ERC930SA
90cm Wall mounted
canopy



ERC926BA
90cm Slimline Canopy



ERC928GA
90cm Wall Mounted
Canopy



ERCE9025BA
90cm Wall Mounted
Canopy

features				
installation/rangehood style	wall mounted canopy	wall mounted canopy	wall mounted canopy	wall mounted canopy
colour/finish	stainless steel/glass	stainless steel/black glass	stainless steel/black glass	stainless steel/black glass
max. air flow	725m3/hr	1000m3/hr	1000m3/hr	630m3/hr
filters	3	3	1	3
fan speeds	3 + Boost	3 + Boost	3 + Boost	3
lights	2 x LED	dimmer-controlled LED	dimmer-controlled LED	2x halogen
controls	electronic touch on glass	electronic touch on glass	electronic touch on glass	electronic touch
centrifugal fan	1	1	1	1
recirculating option	■	■	■	■
optional carbon filters	■	■	■	■
noise level dB(A) (maximum)	63 (68 boost)	68	68	62
electrical supply required	240V/50Hz	240V/50Hz	240V/50Hz	240V/50Hz
dishwasher safe filters	■	■	■	■
dimensions				
duct diameter (mm)	150	200	200	150
product dimensions (mm)	900 (W) x 470 (D) x 1070 (H)	895 (W) x 500 (D) x 1158 (H)	900 (W) x 500 (D) x 1158 (H)	900 (W) x 500 (D) x 1145 (H)

* Refer to the product information on page 79-80 of this brochure.

Slide out Hoods



ERR927SA
90cm Slide Out Rangehood



ERR627SA
60cm Slide Out Rangehood

features		
installation/rangehood style	slide out	slide out
colour/finish	stainless steel	stainless steel
max. air flow	625m3/hr	625m3/hr
filters	2	2
fan speeds	2	2
lights	2 x LED	2 x LED
controls	slide	slide
centrifugal fan	■	■
recirculating option	■	■
optional carbon filters	■	■
noise level dB(A) (maximum)	69	69
electrical supply required	240V/50Hz	240V/50Hz
dishwasher safe filters	■	■
dimensions		
duct diameter (mm)	150	150
product dimensions (mm)	900 (W) x 300 (D) x 275 (H)	600 (W) x 300 (D) x 275 (H)

* Refer to the product information on page 82 of this brochure.

Island Hood



ERIC931SA
100cm Island Canopy
Rangehood

features	
installation/rangehood style	island/canopyhood
colour/finish	stainless steel
max. air flow	725m3/hr
filters	3
fan speeds	3 + Boost
lights	4 x LED
controls	electronic touch on glass
recirculating option	
noise level dB(A) (maximum)	63 (68 Boost)
electrical supply required	240V/50Hz
dishwasher safe filters	■
dimensions	
duct diameter (mm)	150
product dimensions (mm)	998 (W) x 700 (D) x 1150 (H)

* Refer to the product information on page 81 of this brochure.

Integrated Hoods



ERI712SA
80cm Integrated
Rangehood



ERIS12SA
60cm Integrated
Rangehood

features		
installation/rangehood style	integrated	integrated
colour/finish	stainless steel	stainless steel
max. air flow	720m3/hr	650m3/hr
filters	2	2
fan speeds	3 + Boost	3 + Boost
lights	2 x LED	2 x LED
controls	electronic push button	electronic push button
recirculating option	■	■
noise level dB(A) (boost)	70	70
electrical supply required	240V/50Hz	240V/50Hz
dishwasher safe filters	■	■
dimensions		
duct diameter (mm)	150	150
product dimensions (mm)	702 (W) x 284 (D) x 305 (H)	522 (W) x 284 (D) x 305 (H)

* Refer to the product information on page 81-82 of this brochure.

Dishwashers



ESF8725ROX
RealLife XXL
TimeManager



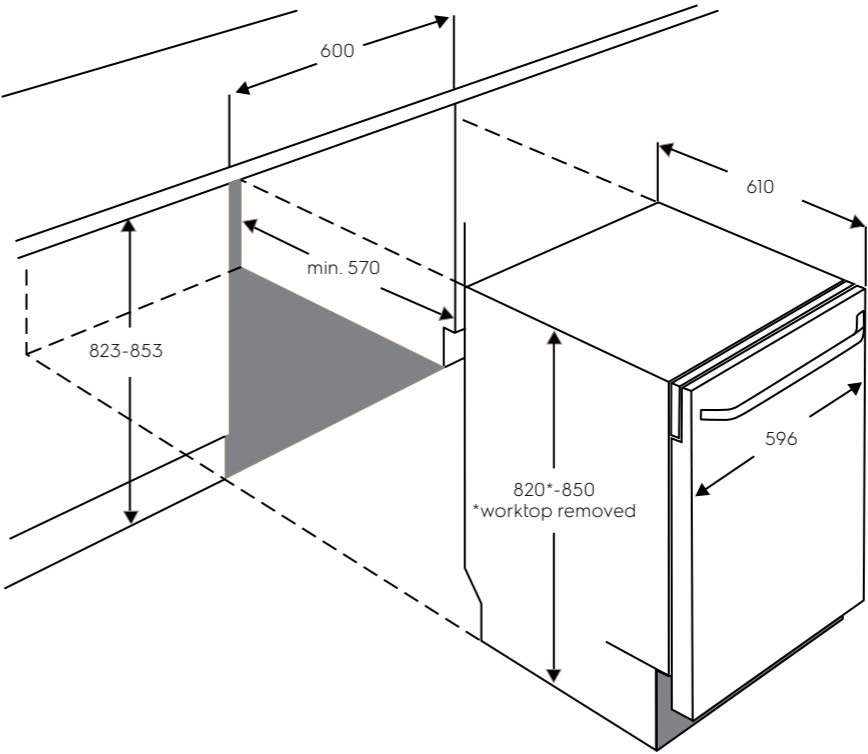
ESL7510RO
RealLife XXL
TimeManager

Main features		
Type	60cm Freestanding	60cm Fully integrated
Door	Mark-resistant stainless steel	Your cabinetry
Control & Display type	Full touch with LED display	Push button with LED display
Time remaining display	■	LightBeam on floor
Water safety system	Aqua control and anti-flood	Aqua control and anti-flood
Inverter motor system	■	
Auto off	■	■
Performance		
Place settings	14	14
RealLife XXL wash system	■	■
	XXL tall tub	XXL tall tub
	FlexiSpray arm	FlexiSpray arm
	5 spray levels	5 spray levels
Drying system	Condensing	Condensing
WELS water star rating	5	5
Water consumption (litres)	11.5	11.5
Energy star rating	3	3
Energy consumption (kWh/year)	308	308
Operation noise level dB(A)	42	47
Wash programs		
Number of programs	7	6
AutoFlex 45°C-70°C	■	■
FlexiWash 50°C-65°C	■	■
Eco 50°C	■	■
One hour 55°C	■	
QuickPlus 60°C (30 minutes)	■	■
GlassCare 45°C	■	
Intensive 70°C	■	■
Rinse & Hold		■
Wash options		
TimeManager	■	■
XtraPower	■	
XtraDry	■	■
MyFavourite	■	■
Delay start	1-24 hours	1-24 hours
Internal features		
Tub material	Stainless steel	Stainless steel
FlexiBasket	Upper: FlexiLift height adjustable when loaded	Upper: FlexiLift height adjustable when loaded
	Foldable cup shelves and plate rack	Foldable cup shelves and plate rack
	Soft spike for tall glasses	Soft spike for tall glasses
	Lower: foldable plate racks	Lower: foldable plate racks
Movable cutlery basket	■	■
Technical specifications		
Removable worktop (built under installation)	■	
Sliding hinges for perfect fit		■
Levelling/adjustable height, mm	0-30	0-80
Water inlet	Cold or hot (up to 60°C)	Cold or hot (up to 60°C)
Dimension (W x H x D), mm	596 x 850 x 610	596 x (818-898) x 550
Built-in dimension (W x H x D), mm		600 x (820-900) x 570

*All models are suitable for 10A circuit.

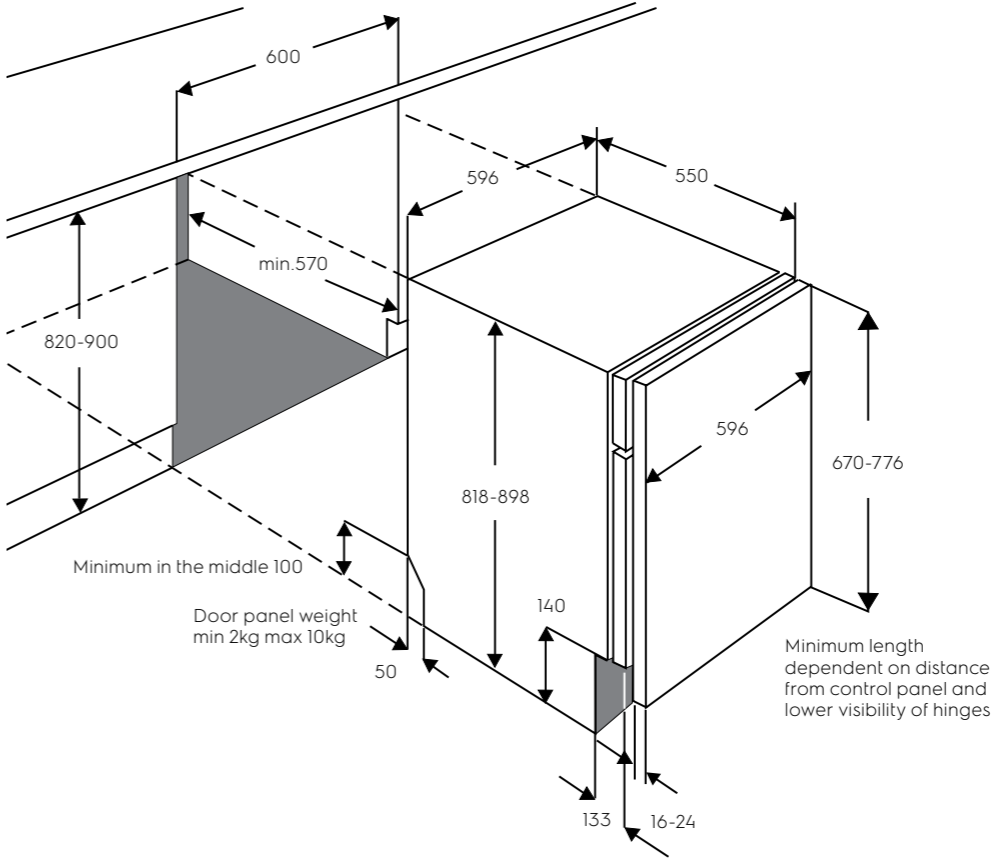
Freestanding dishwasher

ESF8725ROX



Integrated dishwasher

ESL510RO

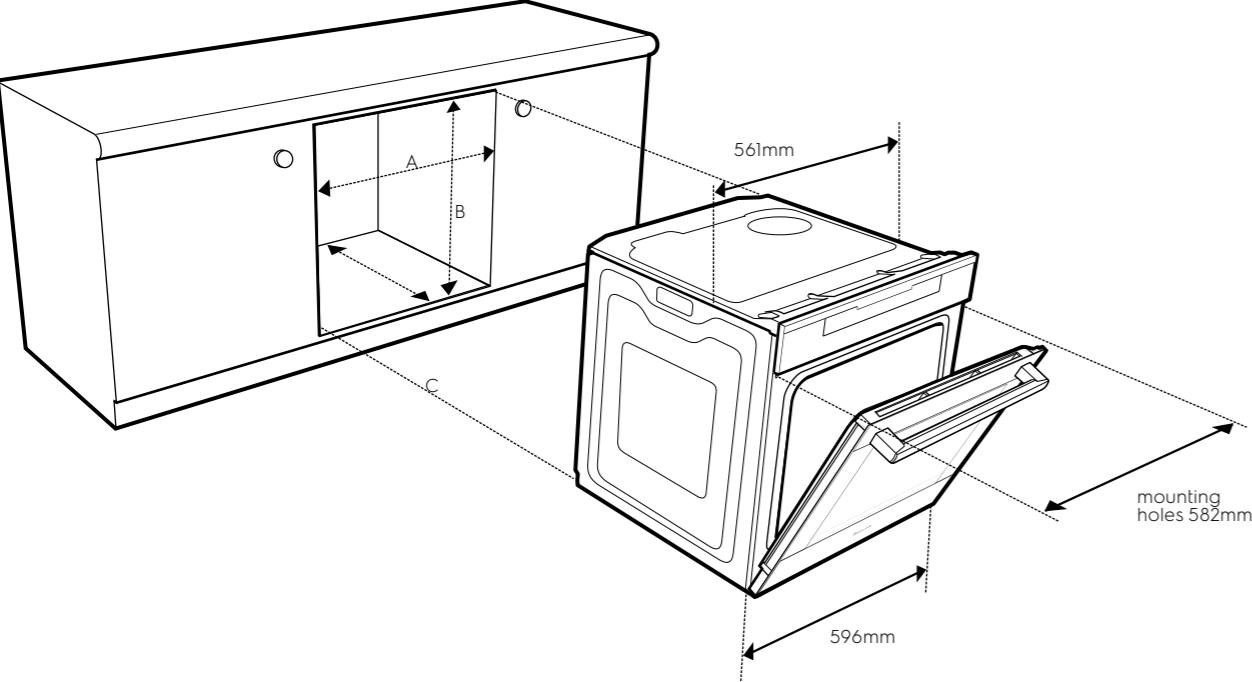


Built-in ovens
underbench

EVE614SC
EVE616SC
EVE607SC

Cut-out dimensions

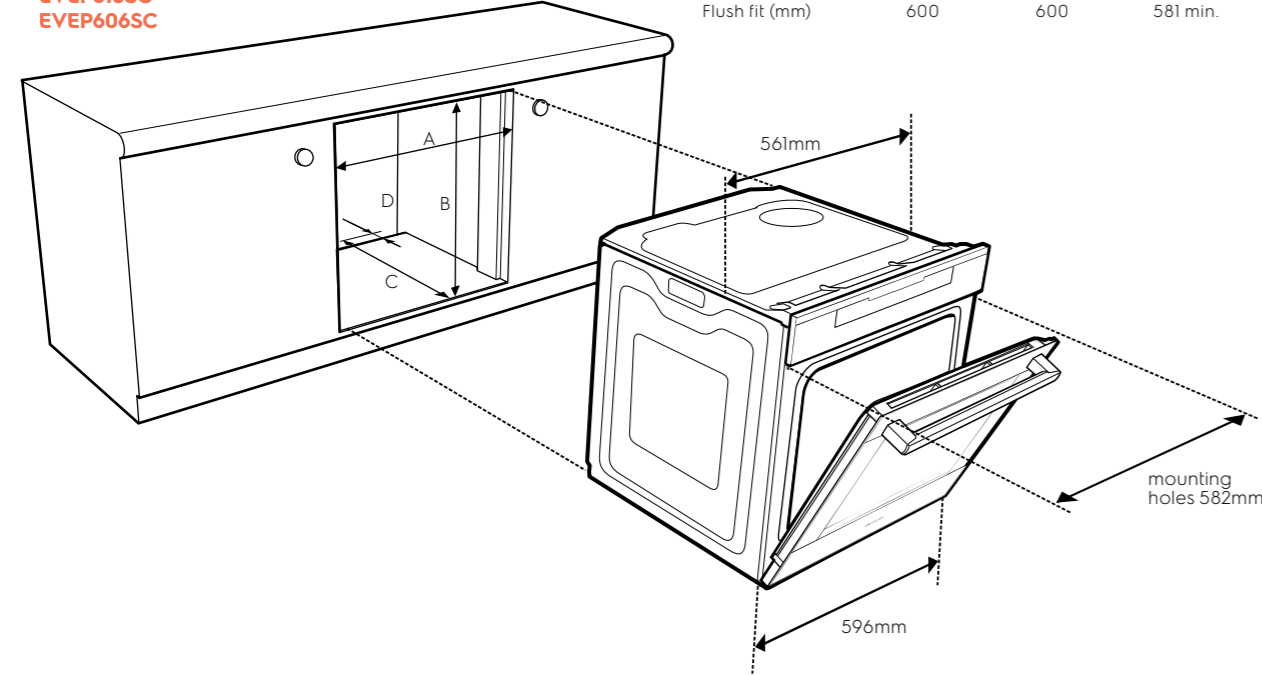
Type of fit	A (width)	B (height)	C (depth)
Flush fit (mm)	600	600	581 min.



EVEP604SC
EVEP614SC
EVEP616SC
EVEP618SC
EVEP606SC

Pyrolytic underbench cut-out dimensions

Type of fit	A (width)	B (height)	C (depth)	D*
Flush fit (mm)	600	600	581 min.	20



Please note! Dimensions to be used as a guide only. All customers MUST refer to the user manual supplied with the product for detailed installation instructions.

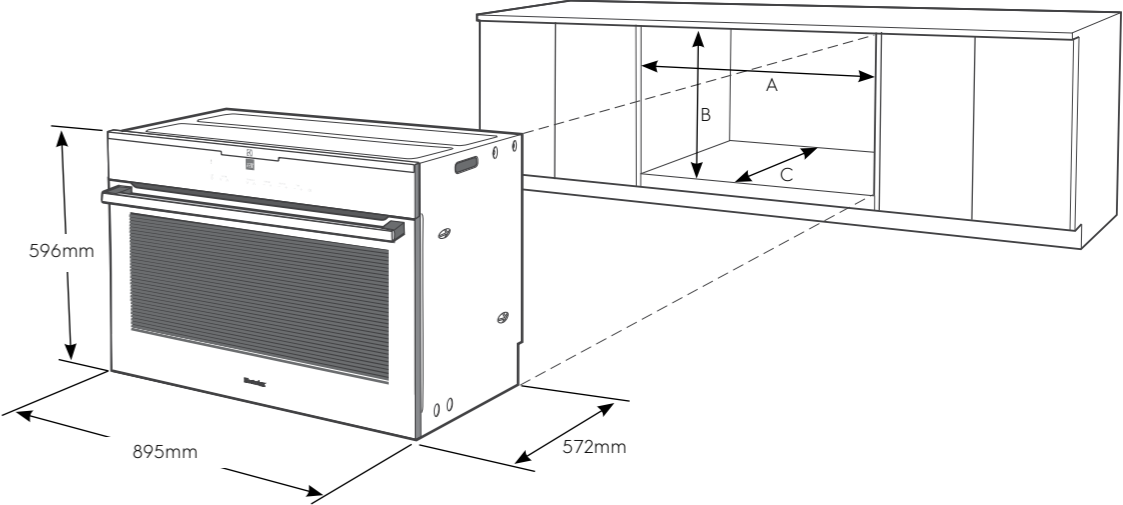
Note: Dimension 'D'
For proper ventilation there must be a gap at the bottom rear of the cabinet. This can be a slot 20mm deep or an equivalent, full width opening (e.g. a series of holes) with a min area of 120cm². The opening must be clear of the product when fully installed. This is a requirement any EVEPxxxx model. Power point connection for the EVEP618SC must be accessible with the appliance fully installed. If the supply cord is damaged it must be replaced by the manufacturer, its service agent or similarly qualified persons in order to avoid a hazard.

Built-in ovens
90cm underbench

EVEP916BA

90cm Built-in oven dimensions

Type of fit	A (width)	B (height)	C (depth)
Flush fit (mm)	900	600	580 min.

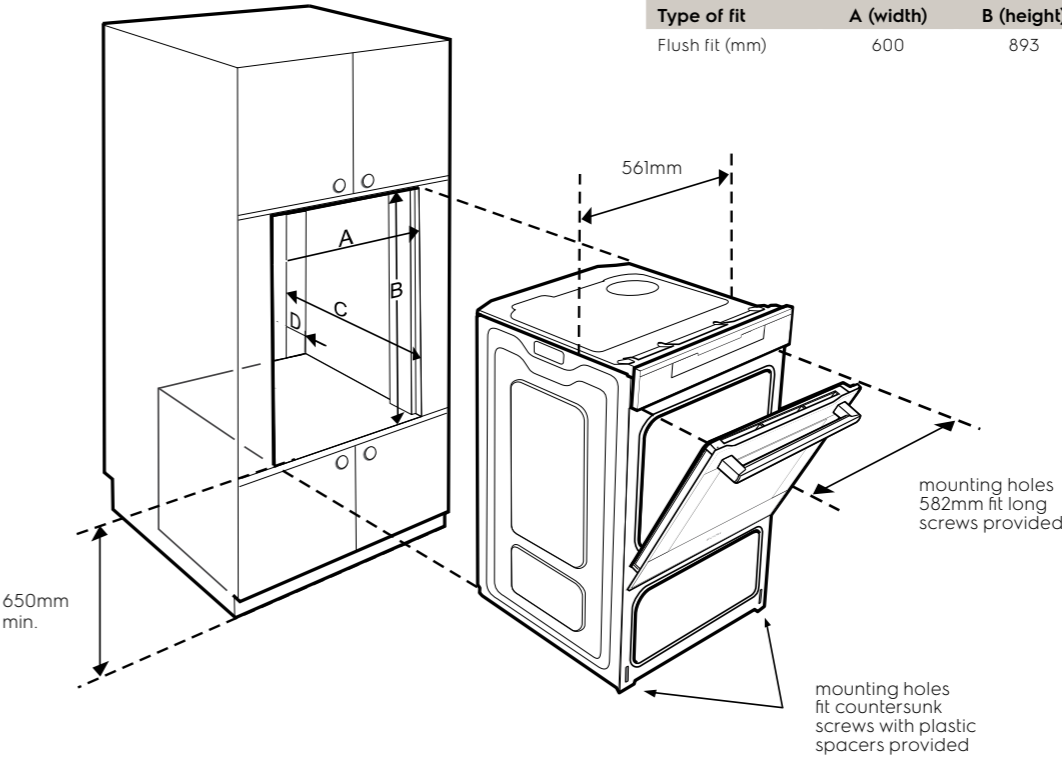


Built-in ovens
wall

EVE626SC
EVEP626SC

Duo oven Cut-out dimensions

Type of fit	A (width)	B (height)	C (depth)	D*
Flush fit (mm)	600	893	581 min.	20



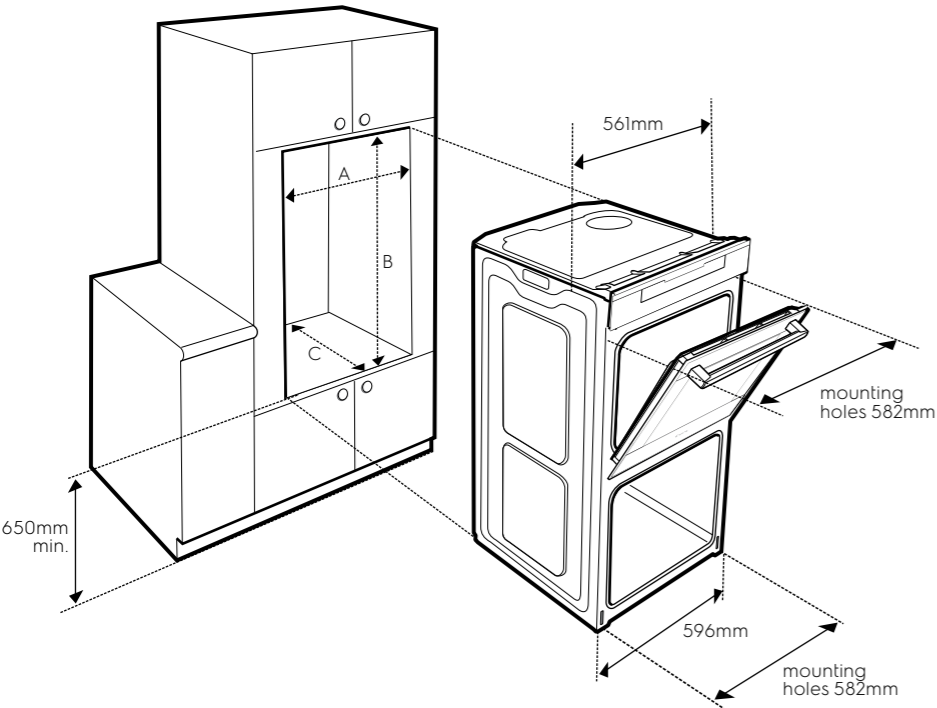
Please note! Dimensions to be used as a guide only. All customers MUST refer to the user manual supplied with the product for detailed installation instructions.

Built-in ovens
wall

EVE636SC

Double oven Cut-out dimensions

Type of fit	A (width)	B (height)	C (depth)
Flush fit (mm)	600	1086	581 min.

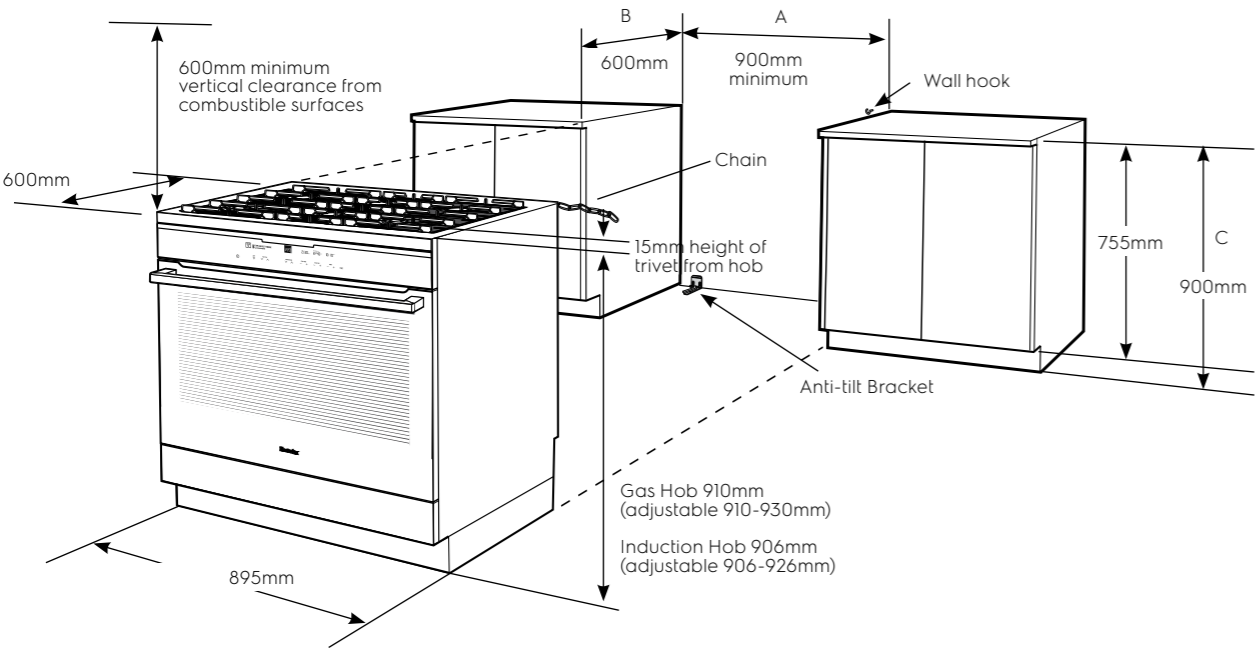


Freestanding cookers

EFEP915SB
EFEP955SB

Cabinet dimensions

Type of fit	A (width)	B (height)	C (depth)
Freestanding installation	900min	900 nominal	600



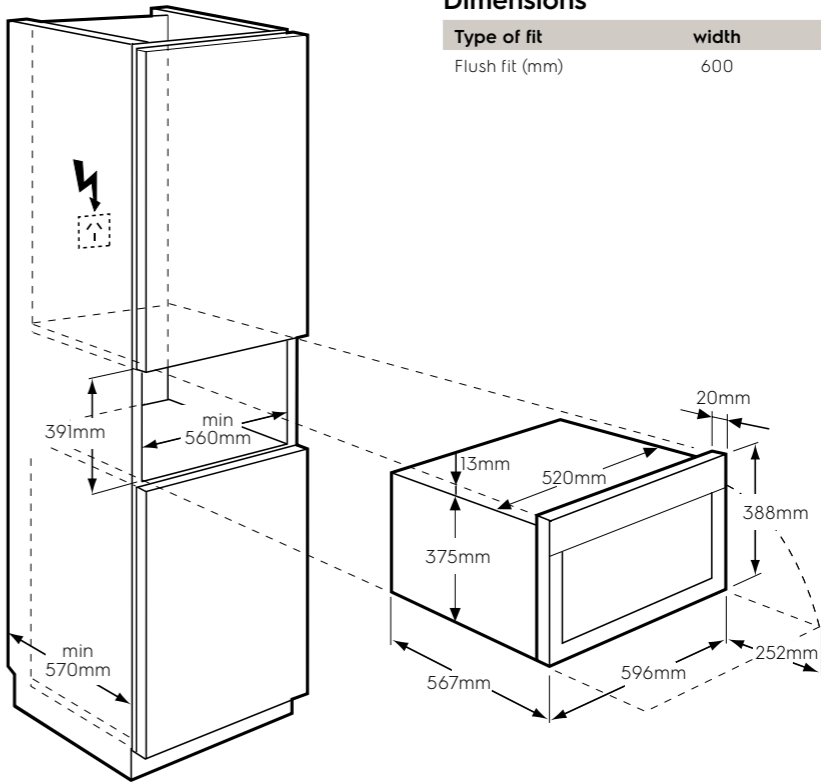
Please note! Dimensions to be used as a guide only. All customers MUST refer to the user manual supplied with the product for detailed installation instructions.

Compacts
wall

EVE678SC
EVEM677SC

Dimensions

Type of fit	width	height	depth
Flush fit (mm)	600	391	570 min.

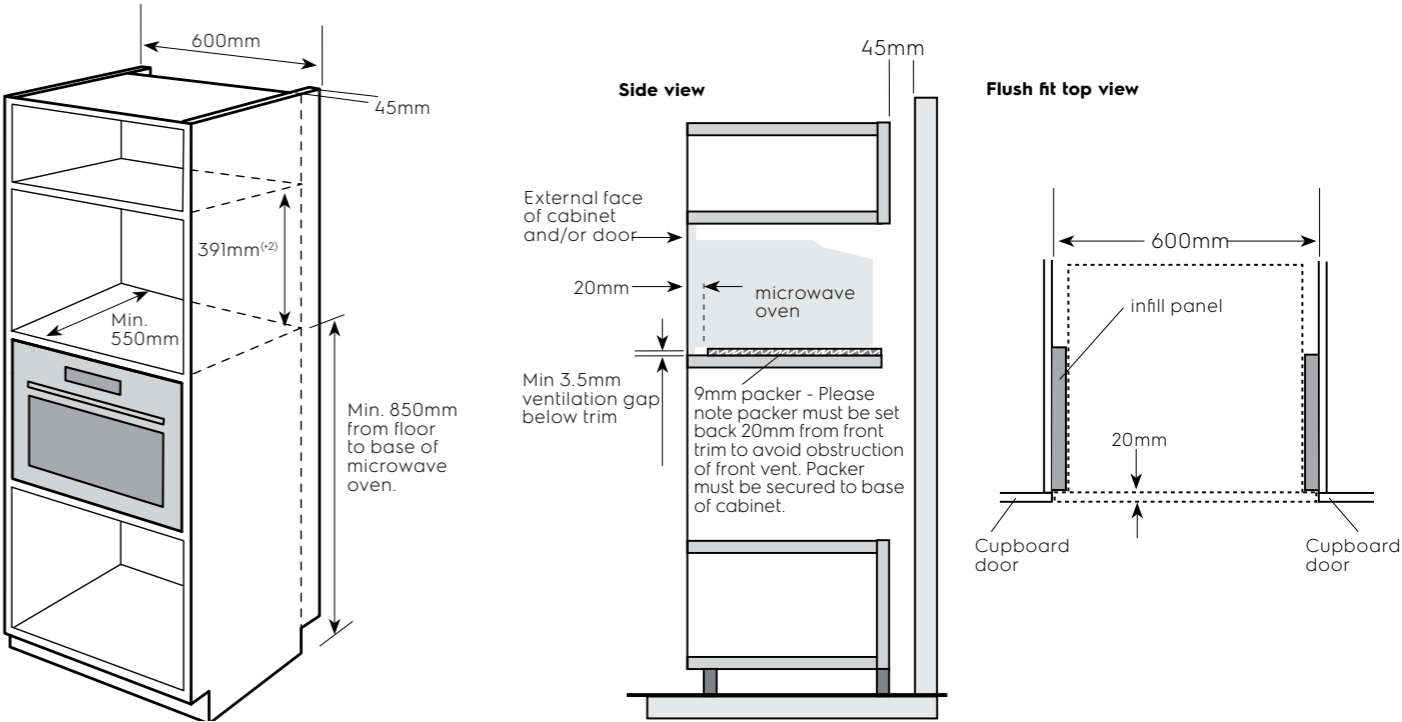


Built-in microwave
wall

EMB2527BA

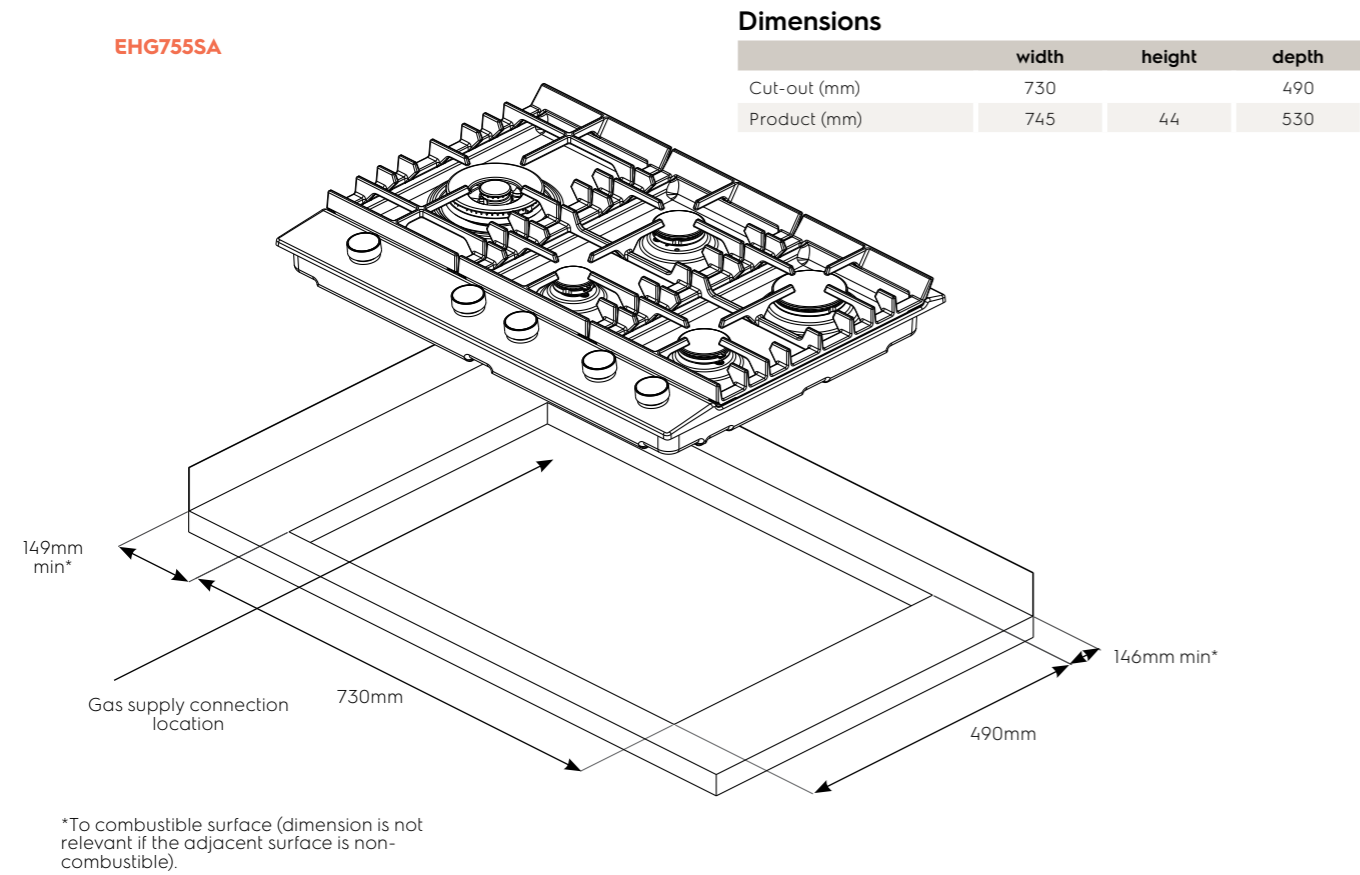
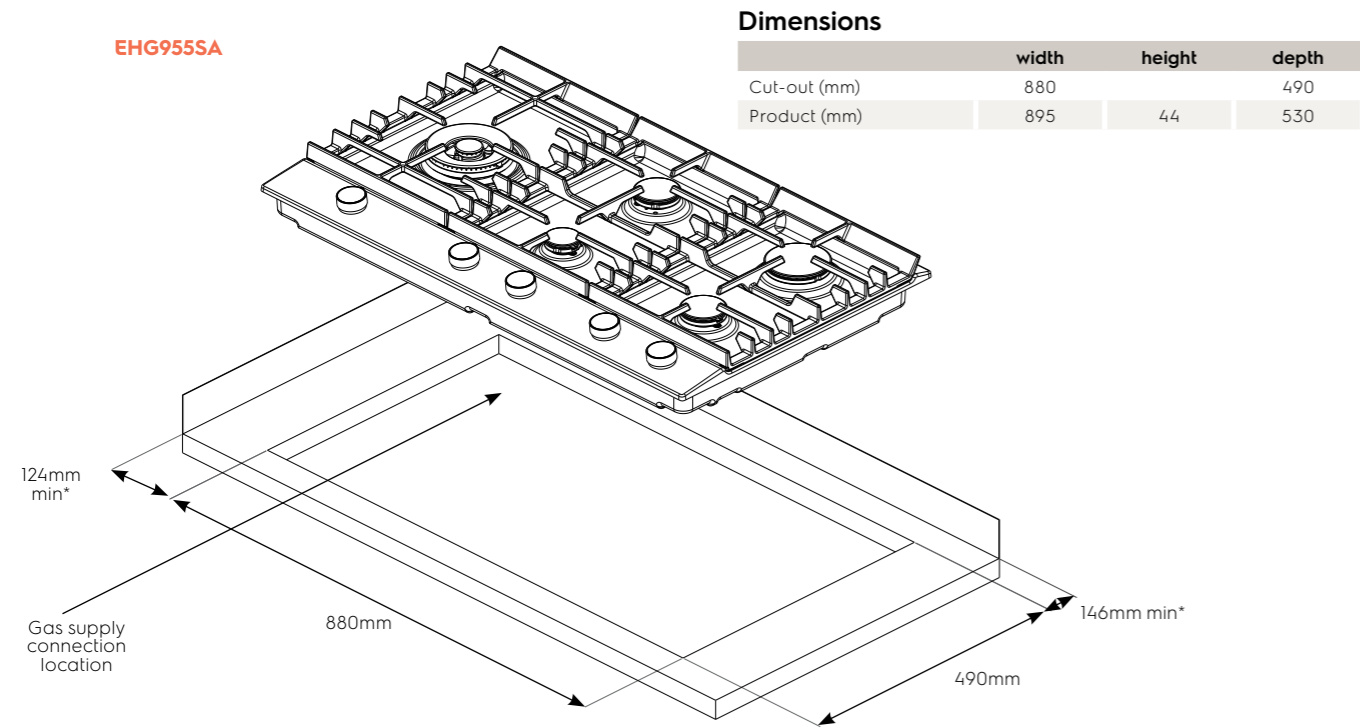
Dimensions

Type of fit	width	height	depth
Flush fit (mm)	600	391	550 min.



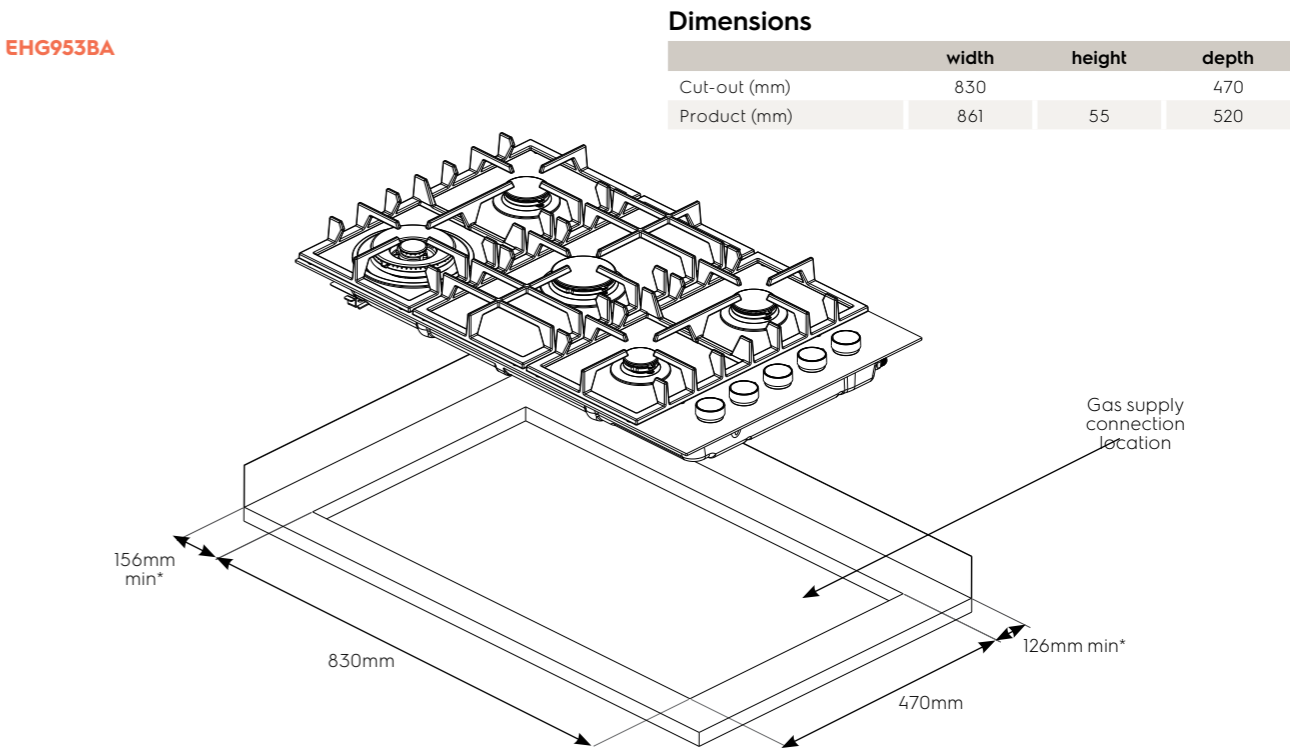
Please note! Dimensions to be used as a guide only. All customers MUST refer to the user manual supplied with the product for detailed installation instructions.

Gas cooktops

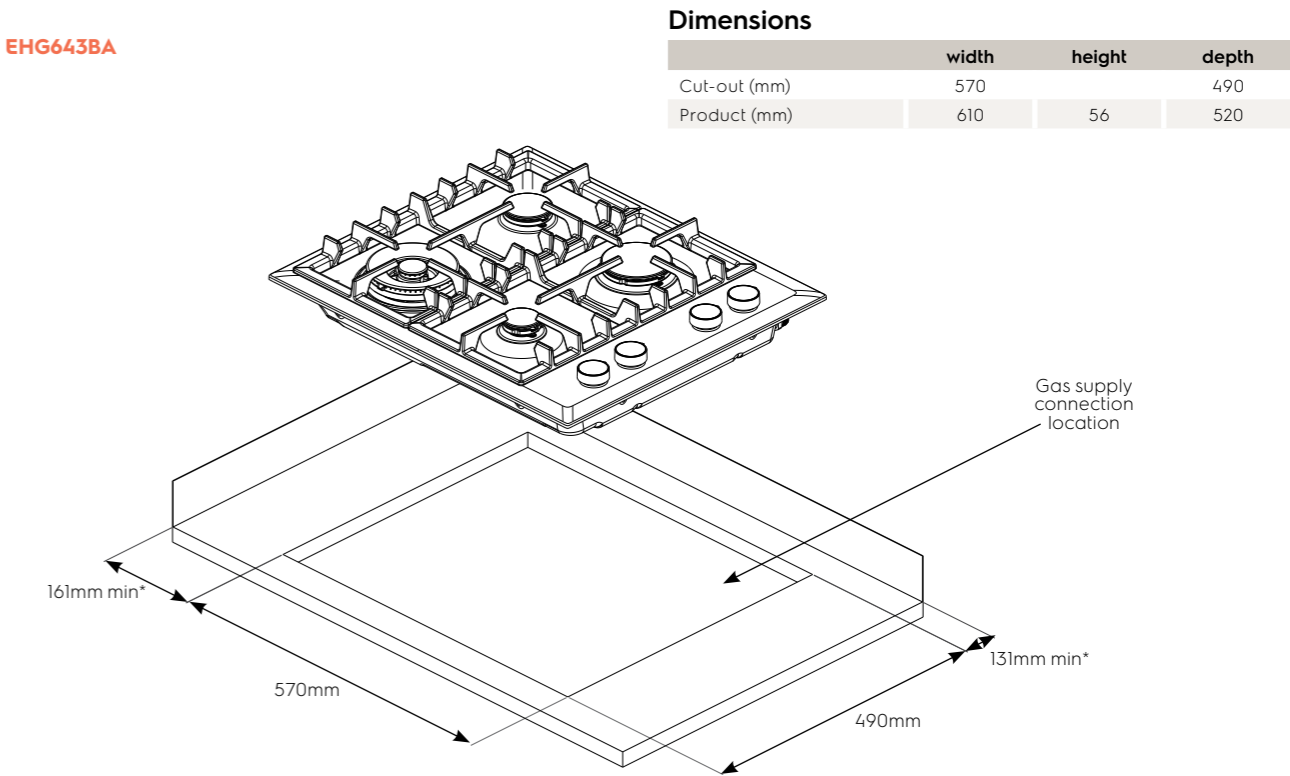


Please note! Dimensions to be used as a guide only. All customers MUST refer to the user manual supplied with the product for detailed installation instructions.

Gas cooktops



*To combustible surface (dimension is not relevant if the adjacent surface is non-combustible).

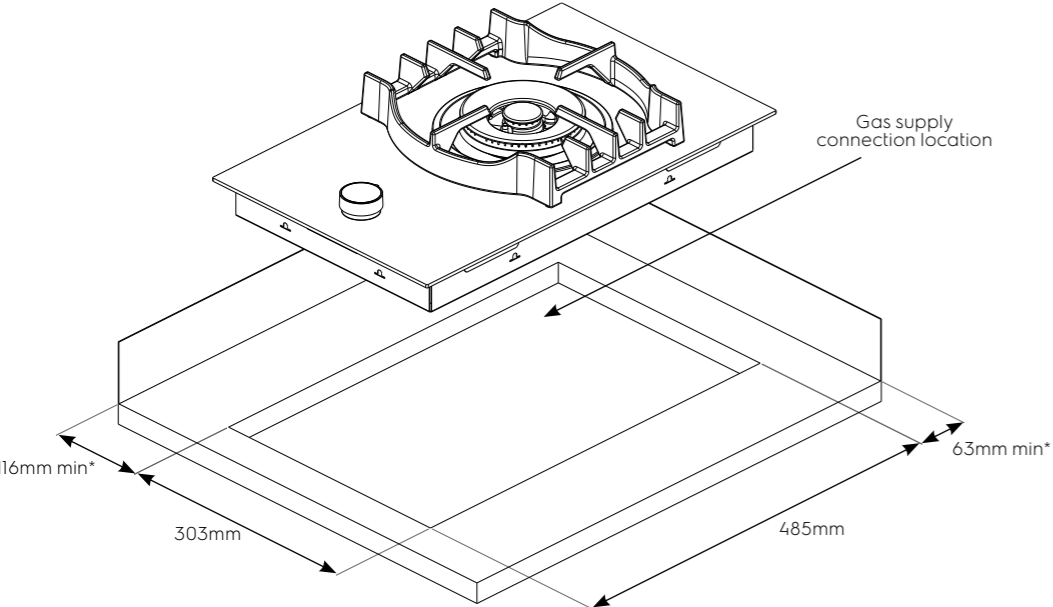


Please note! Dimensions to be used as a guide only. All customers MUST refer to the user manual supplied with the product for detailed installation instructions.

Gas cooktops

EHG313BA

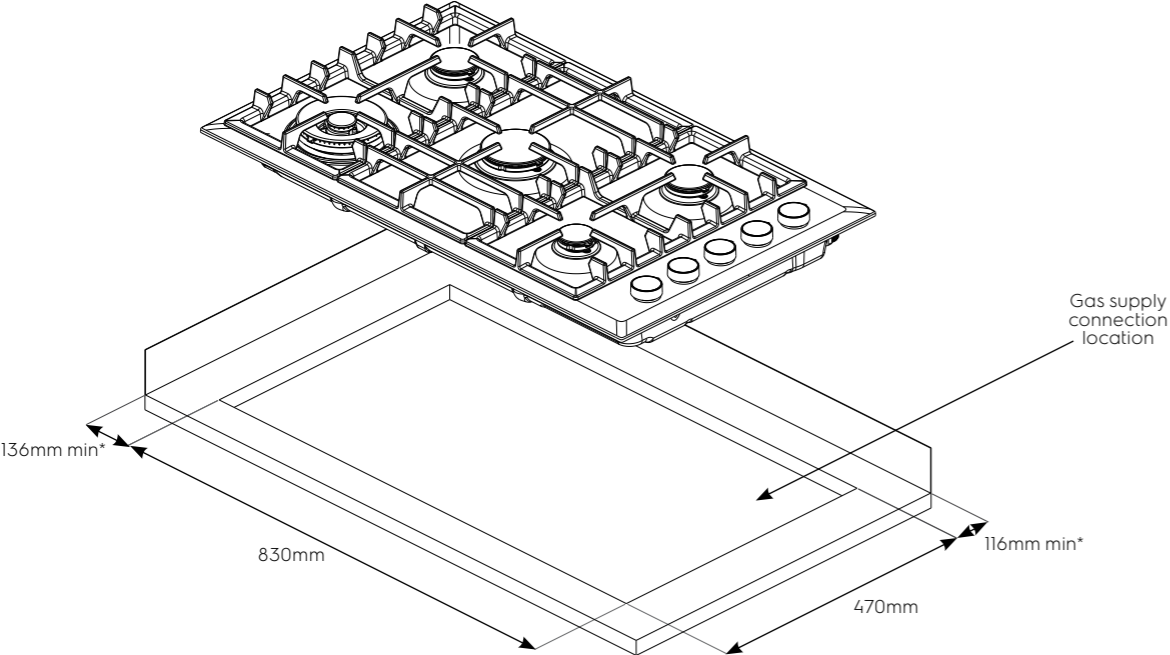
Dimensions			
	width	height	depth
Cut-out (mm)	303		485
Product (mm)	320	56	520



*To combustible surface (dimension is not relevant if the adjacent surface is non-combustible).

EHG953SA

Dimensions			
	width	height	depth
Cut-out (mm)	830		470
Product (mm)	860	47	520

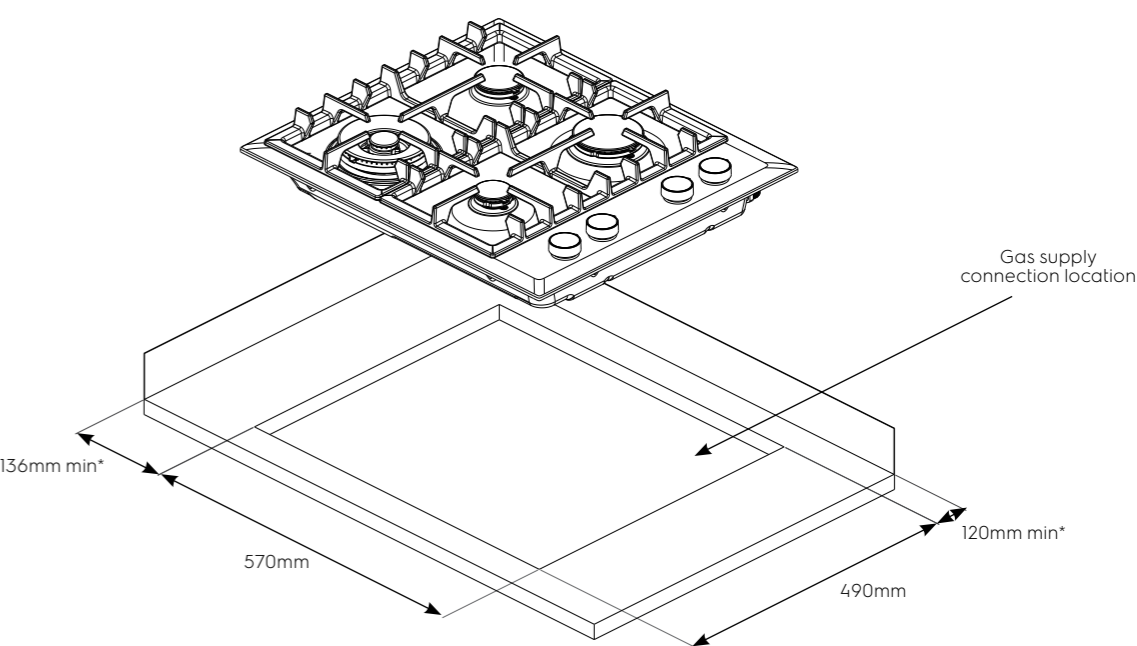


Please note! Dimensions to be used as a guide only. All customers MUST refer to the user manual supplied with the product for detailed installation instructions.

Gas cooktops

EHG643SA

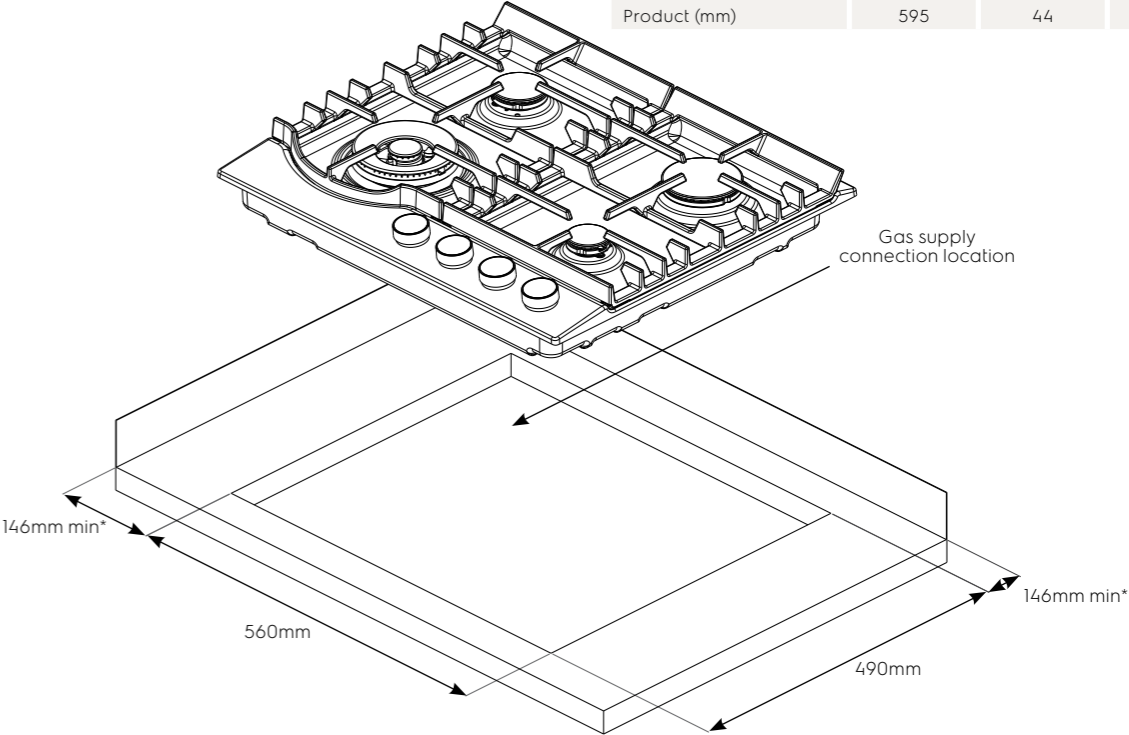
Dimensions			
	width	height	depth
Cut-out (mm)	570		490
Product (mm)	600	45	520



*To combustible surface (dimension is not relevant if the adjacent surface is non-combustible).

EHG645SA

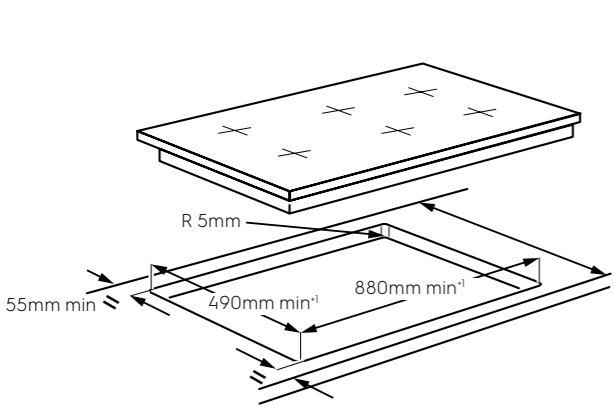
Dimensions			
	width	height	depth
Cut-out (mm)	560		490
Product (mm)	595	44	530



Please note! Dimensions to be used as a guide only. All customers MUST refer to the user manual supplied with the product for detailed installation instructions.

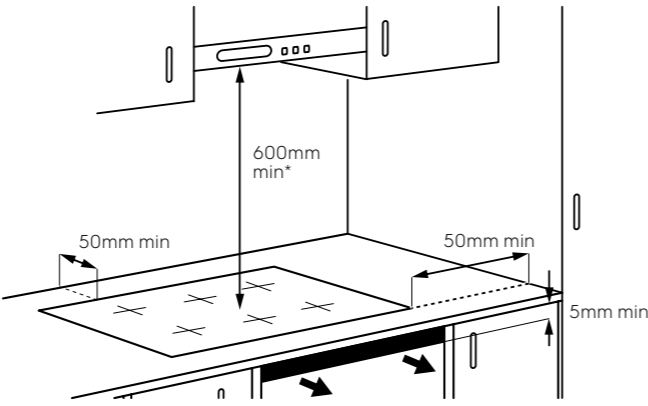
Induction cooktops

EH1965BA

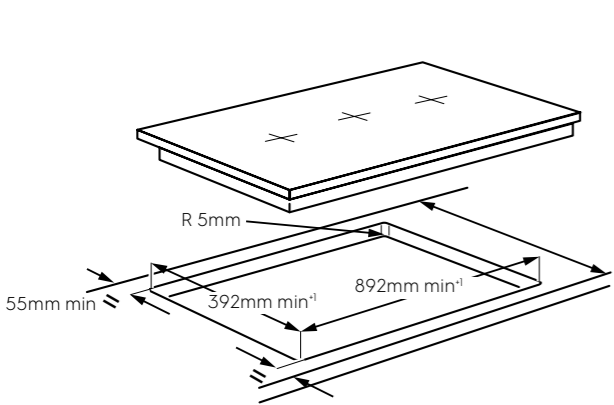


Dimensions

	width	height	depth
Cut-out (mm)	880		490
Product (mm)	910	55	520

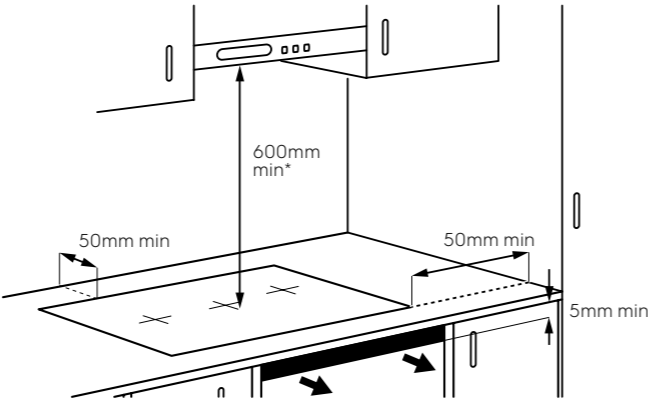


EH1938BA

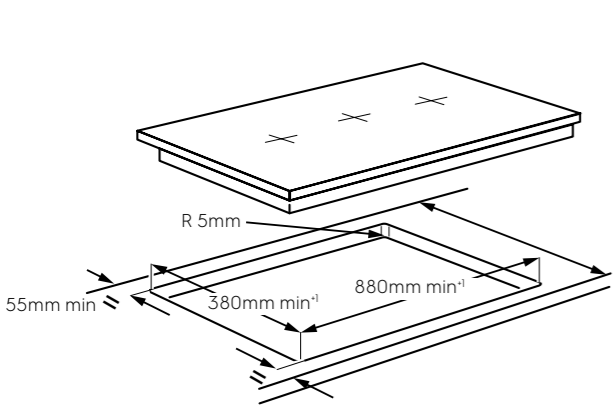


Dimensions

	width	height	depth
Cut-out (mm)	892		392
Product (mm)	914	55	414

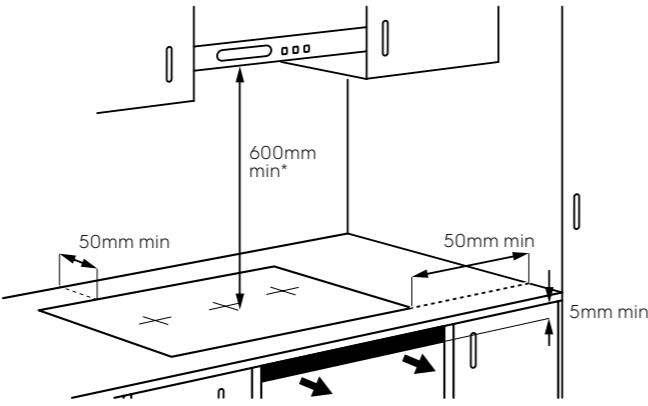


EH1935BA



Dimensions

	width	height	depth
Cut-out (mm)	880		380
Product (mm)	910	55	410

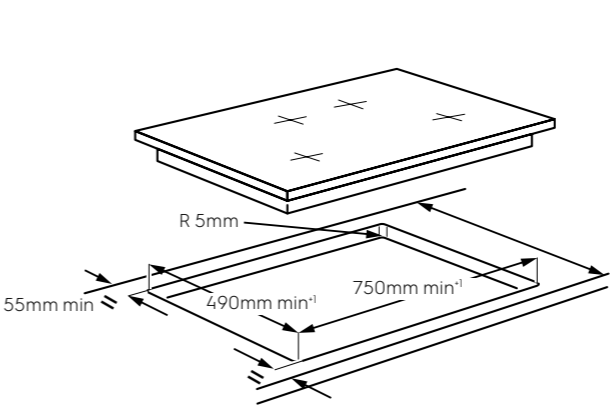


*Unless specified in rangehood installation details.

Please note! Dimensions to be used as a guide only. All customers MUST refer to the user manual supplied with the product for detailed installation instructions.

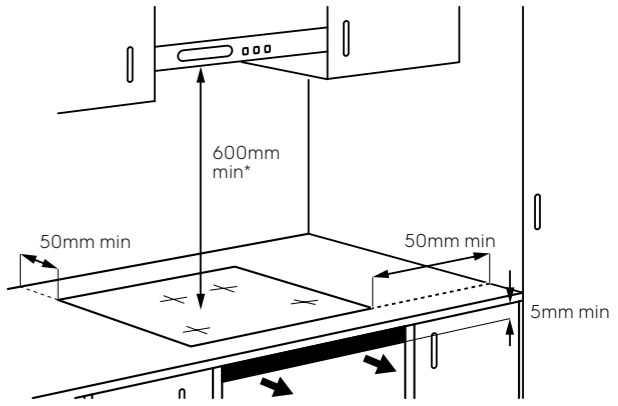
Induction cooktops

EH1845BB
EHX8575FHK

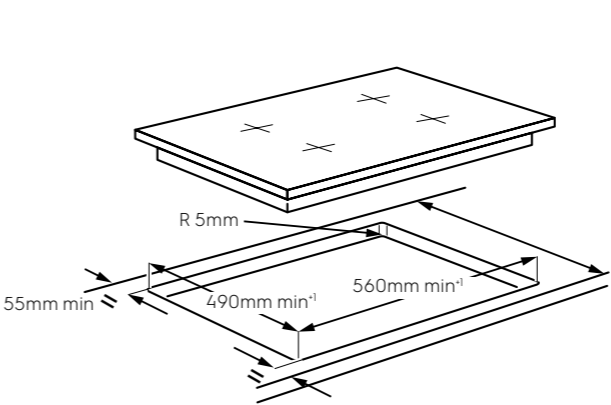


Dimensions

	width	height	depth
Cut-out (mm)	750		490
Product (mm)	780	55	520

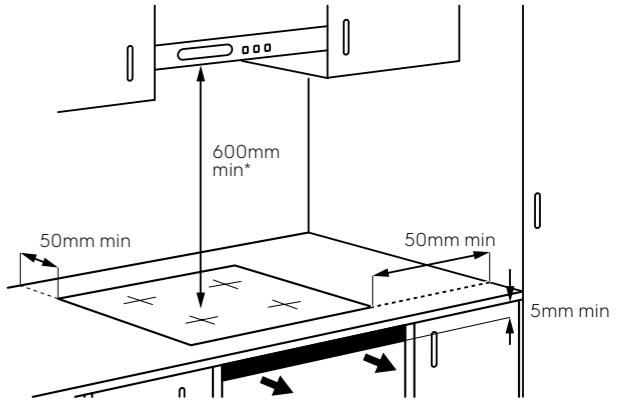


EH1645BB
EHX6455FHK



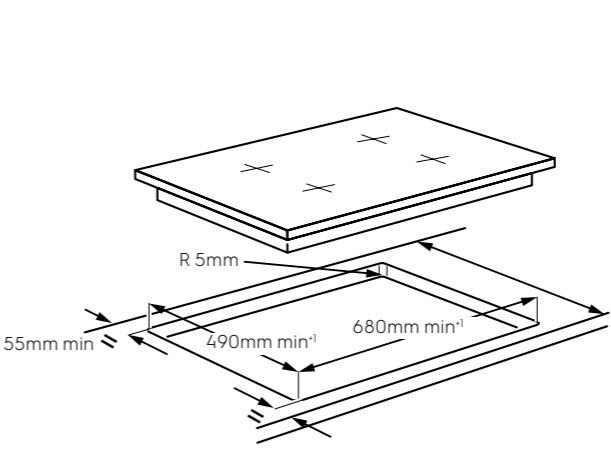
Dimensions

	width	height	depth
Cut-out (mm)	560		490
Product (mm)	590	55	520



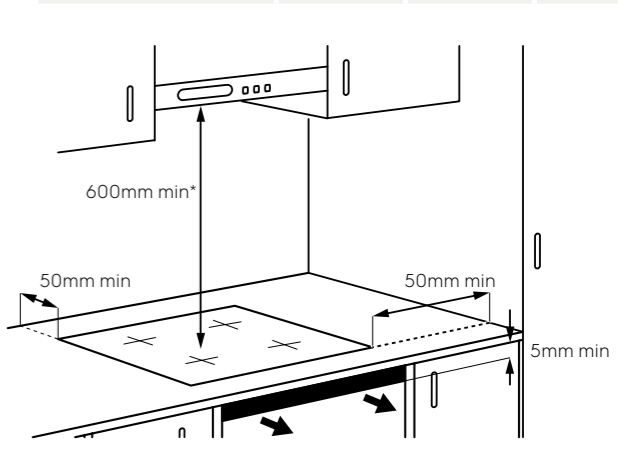
*Unless specified in rangehood installation details.

EH1745BA



Dimensions

	width	height	depth
Cut-out (mm)	680		490
Product (mm)	710	55	520



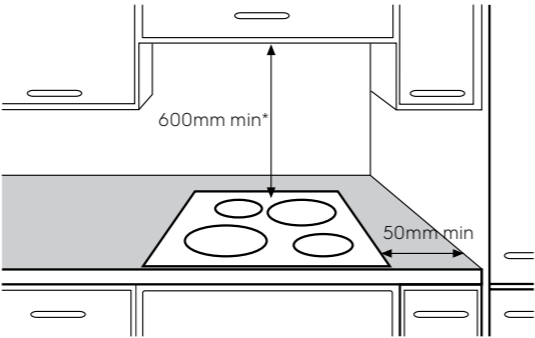
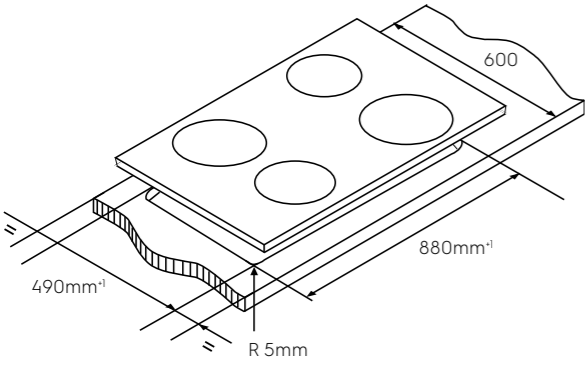
Please note! Dimensions to be used as a guide only. All customers MUST refer to the user manual supplied with the product for detailed installation instructions.

Ceramic cooktops

EHC944BA

Dimensions

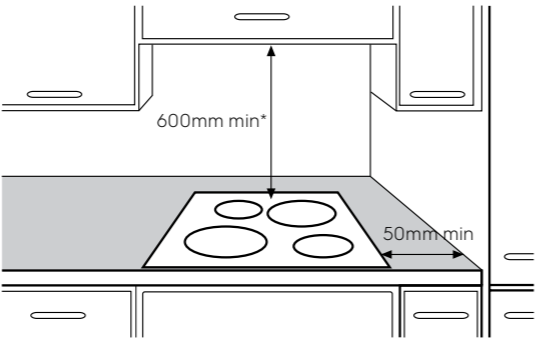
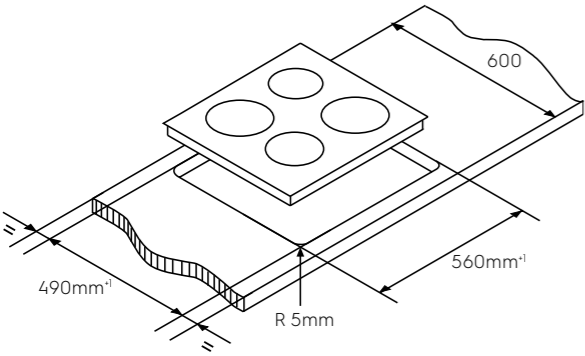
	width	height	depth
Cut-out (mm)	880		490
Product (mm)	900	55	520



EHC644BA

Dimensions

	width	height	depth
Cut-out (mm)	560		490
Product (mm)	590	55	520



*Unless specified in rangehood installation details.

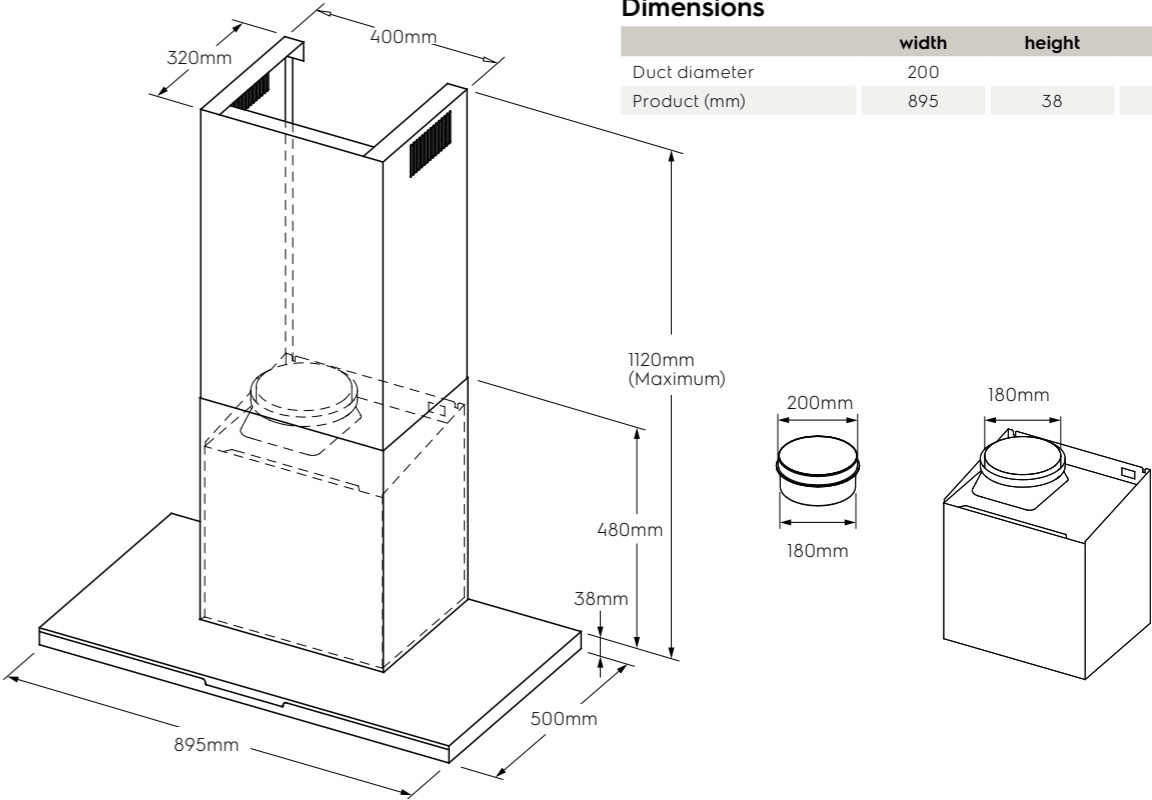
Please note! Dimensions to be used as a guide only. All customers MUST refer to the user manual supplied with the product for detailed installation instructions.

Rangehoods

ERC926BA

Dimensions

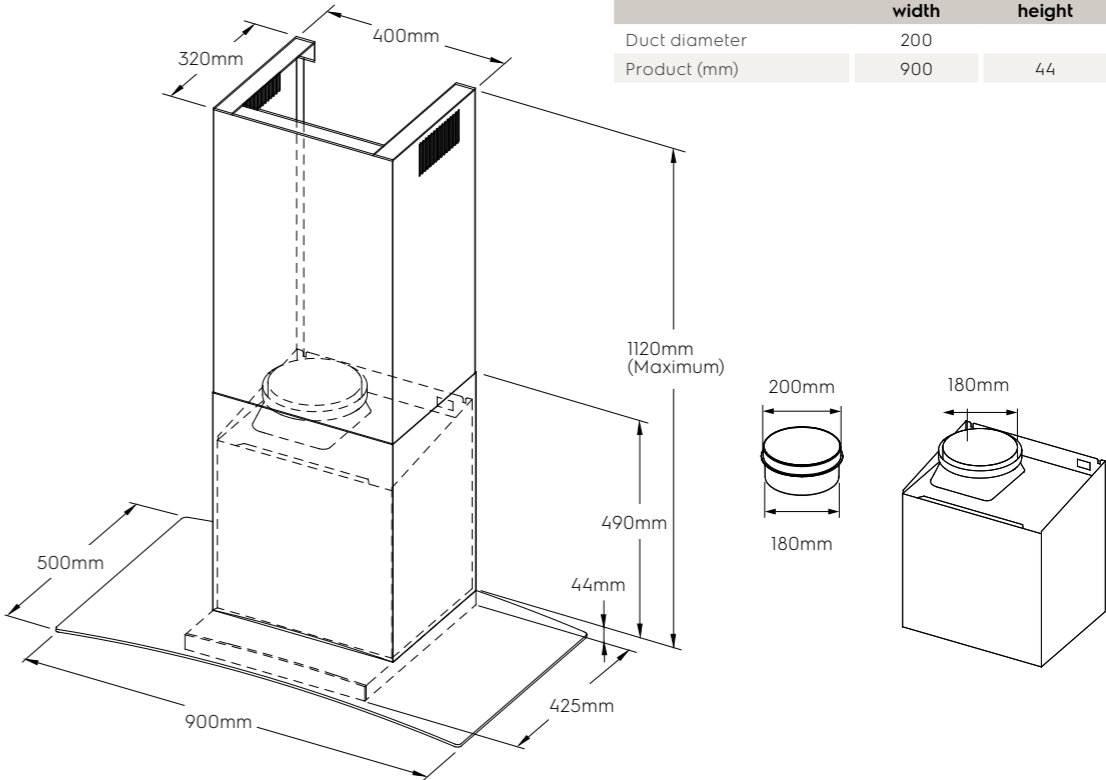
	width	height	depth
Duct diameter	200		
Product (mm)	895	38	500



ERC928GA

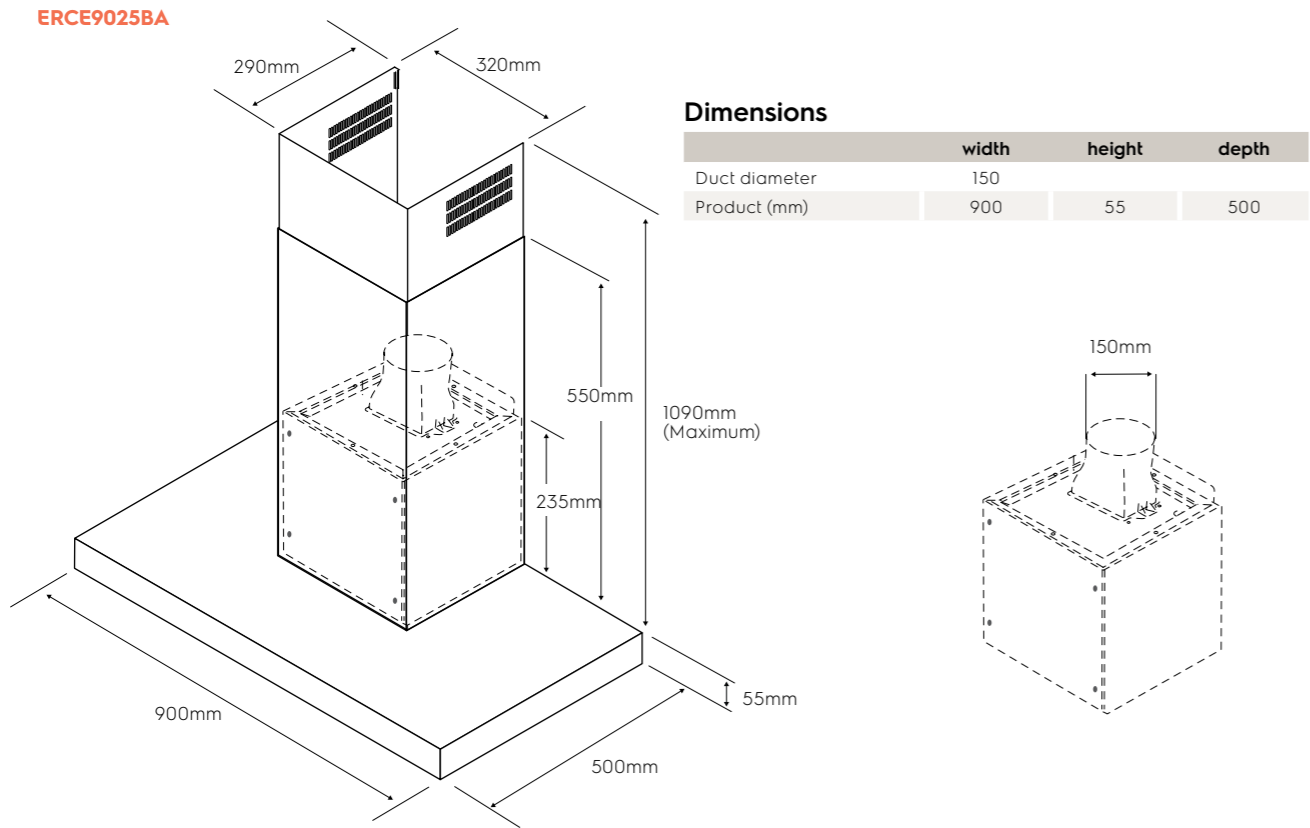
Dimensions

	width	height	depth
Duct diameter	200		
Product (mm)	900	44	500

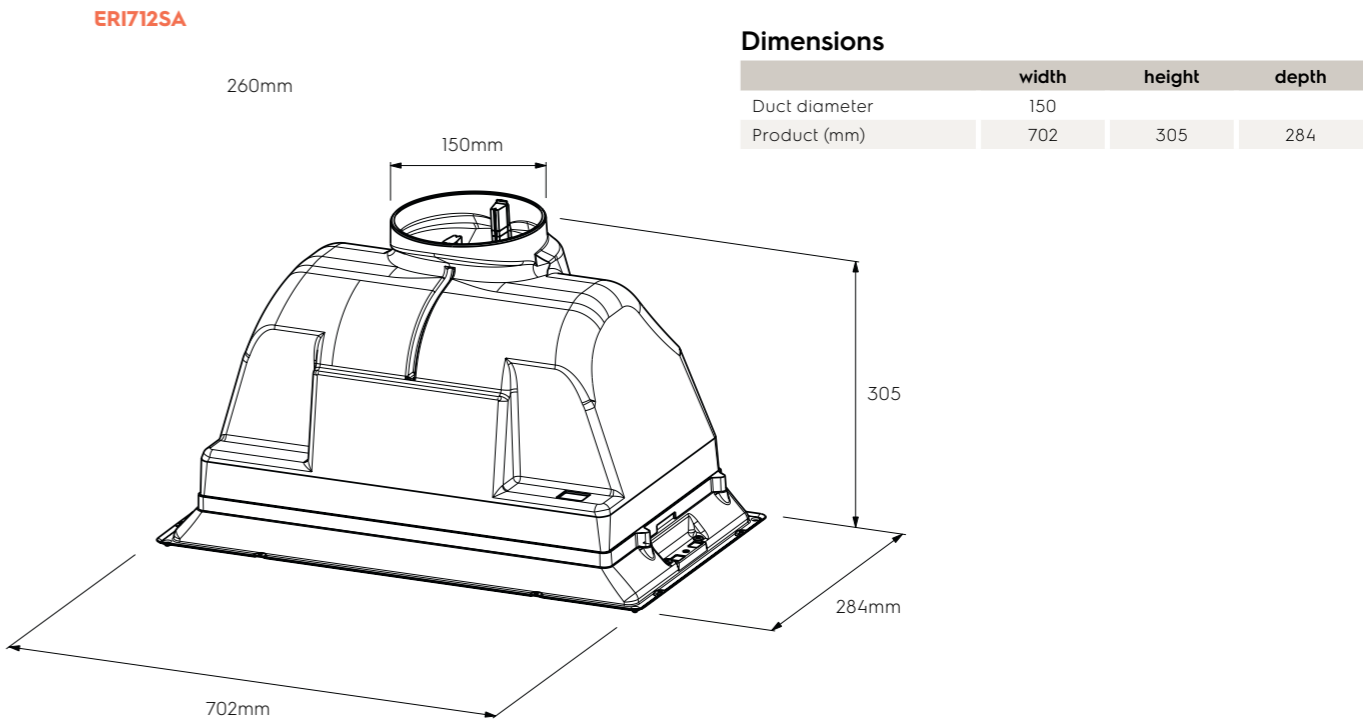
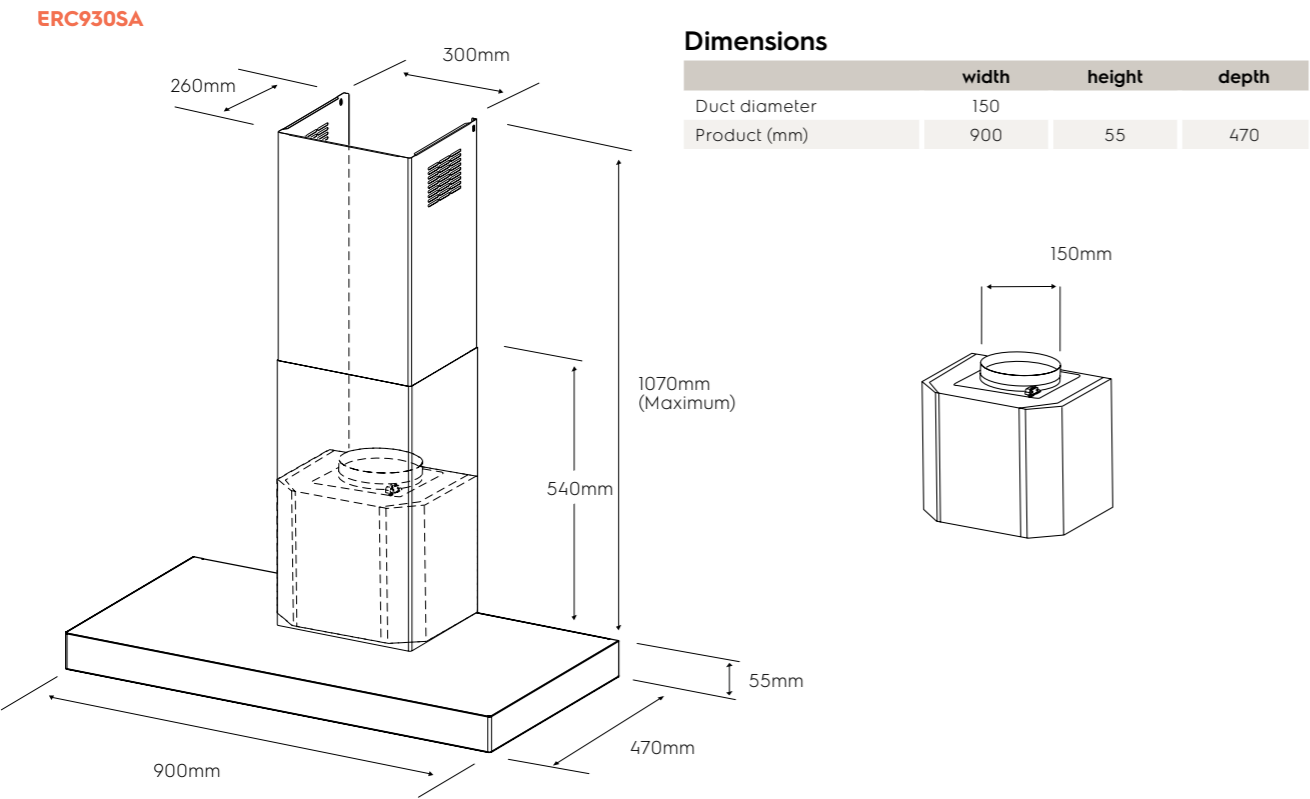
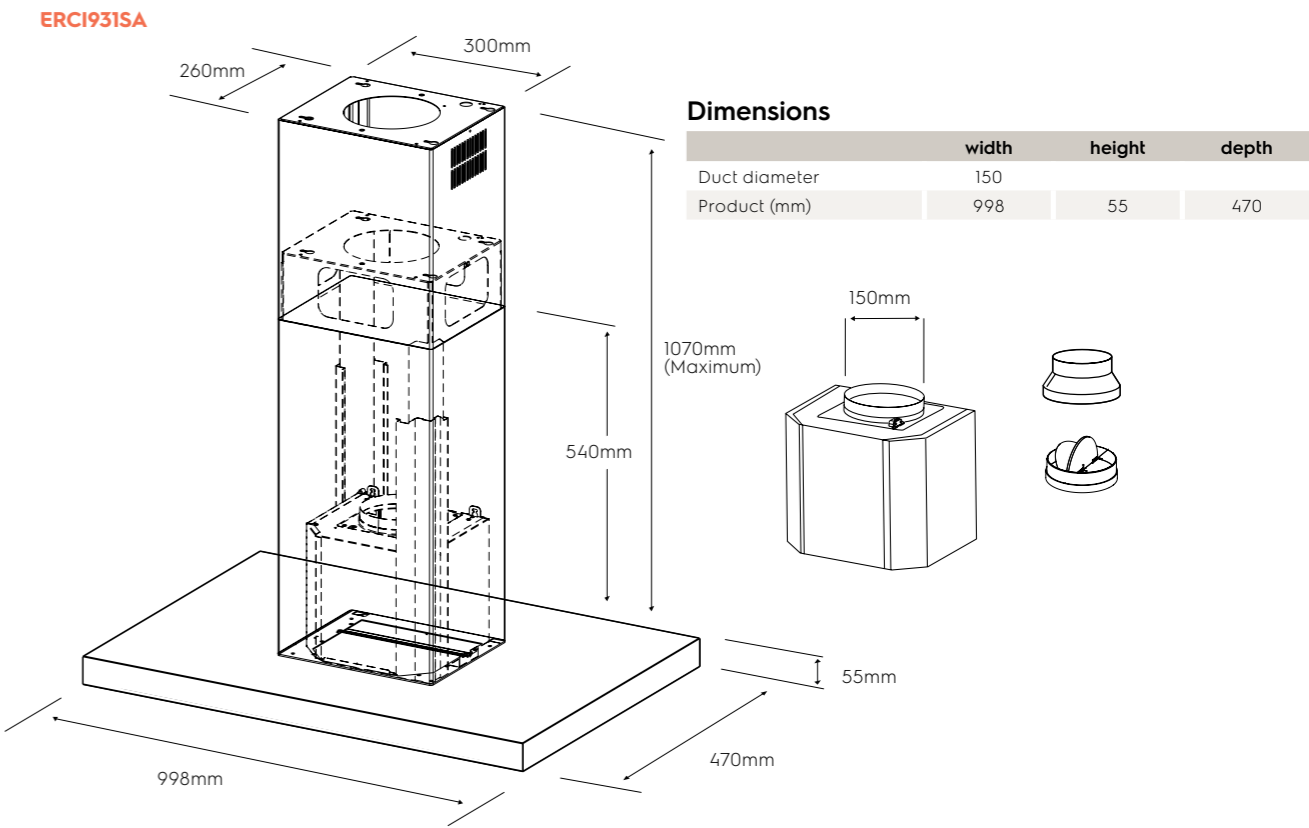


Please note! Dimensions to be used as a guide only. All customers MUST refer to the user manual supplied with the product for detailed installation instructions.

Rangehoods



Rangehoods

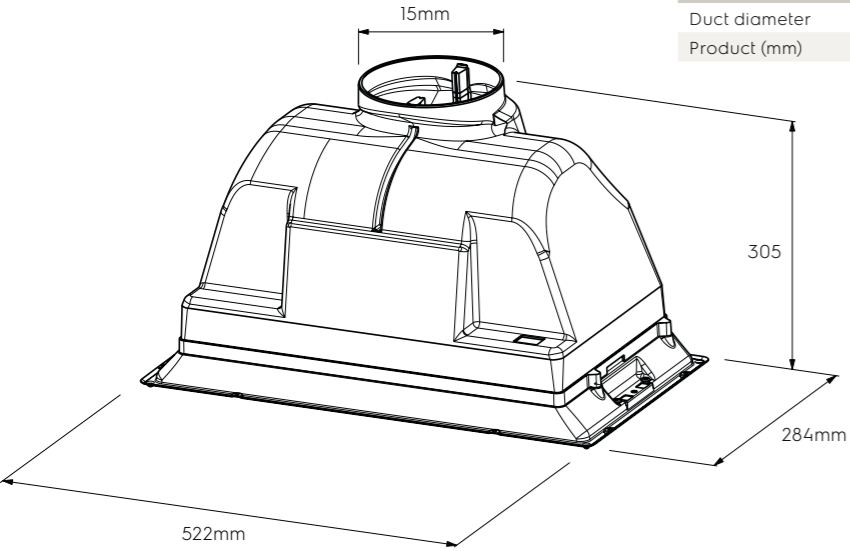


Please note! Dimensions to be used as a guide only. All customers MUST refer to the user manual supplied with the product for detailed installation instructions.

Please note! Dimensions to be used as a guide only. All customers MUST refer to the user manual supplied with the product for detailed installation instructions.

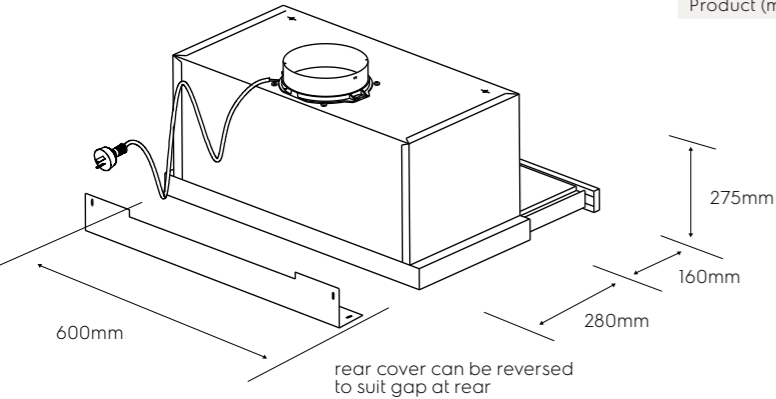
Rangehoods

ERI512SA



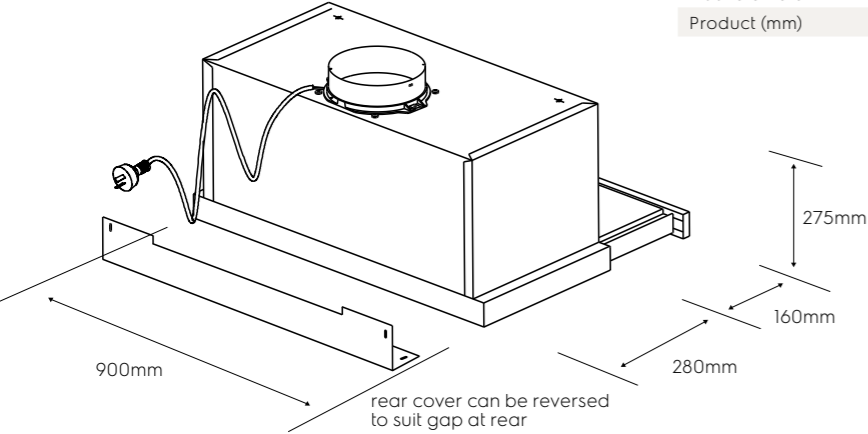
Dimensions	width	height	depth
Duct diameter	150		
Product (mm)	522	305	284

ERR627SA



Dimensions	width	height	depth
Duct diameter	150		
Product (mm)	600	275	280

ERR927SA



Dimensions	width	height	depth
Duct diameter	150		
Product (mm)	900	275	280

Please note! Dimensions to be used as a guide only. All customers MUST refer to the user manual supplied with the product for detailed installation instructions.

Icons

Ovens

IOI™ controls

Knob controls

Compact

Capacity in litres

Fingerprint resistant stainless steel

Steam

Number of pyrolytic functions

Combination grill and microwave

Number of door panels

Touch controls

Split grill system

Defrost

Twin fan system

Combi Steam

Cooktops

Number of burners

Electronic ignition

Laser etched graphics

MaxiZone

Flame failure safety device

Dual valve burners

Touch and slide controls

LinkZone

Power boost

Stop & go

Timer

Number of zones

Variable zone

Child lock

Power slide

Halo lighting

Hob²Hood

Rangehoods

Noise level in decibels

Touch controls

Dishwasher safe filters

Halogen lights

No. of fan speeds

LED lighting

Dishwashers

Water rating

Energy rating

Number of place settings

Number of programs

FlexiSpray

Inverter motor

To add a touch of professional inspiration to your home, visit electrolux.com.au or electrolux.co.nz

TOP SERVICE

Electrolux Top Service encompasses the after sales service including Delivery, Home Service and Spare Parts.

delivery

The purchase of a new appliance is an exciting experience. Electrolux customers can, for an additional charge, choose to have their new appliance delivered by our experienced staff. This service, at the customer's option, includes the removal and recycling of packaging materials and even the old appliance if necessary. Delivery is available in Adelaide, Brisbane, Melbourne, Perth and Sydney. It may not be available in some rural locations and is not available in New Zealand.

home service

Home Service is provided for repairs to appliances by trained technicians. For repairs to appliances that are outside the manufacturer's warranty period and not required as a result of a manufacturing defect, a service fee is payable. Home Service is available throughout Australia and New Zealand.

spare parts

Home Service and Spare Parts can be contacted by phone using our toll free national numbers.

Australia		New Zealand	
Service	13 13 49	Service	0800 10 66 10
Spare Parts	13 13 50	Spare Parts	0800 10 66 20
electrolux.com.au		electrolux.co.nz	

warranty

Electrolux Home Products Pty Ltd and Electrolux (NZ) Limited (collectively Electrolux) warrants that for domestic applications the Electrolux Premium Dishwasher products featured in this brochure are free from defects in materials and workmanship for 24 months. All warranties are subject to the conditions set out in the warranty card accompanying the product when purchased.

product information

The descriptors and illustrations in this publication apply to the specific products and models described as at the date of issue. Under our policy of continuous product development, product specifications may change without notice. Prospective purchasers should therefore check with their retailer to ensure this publication correctly describes the products that are being offered for sale. All information supplied is to be used for general reference purposes only and is on the understanding that Electrolux will not be liable for any loss, liability or damage of whatever kind arising as a result of reliance on such information. Electrolux will at all times comply with its obligations pursuant to law. Colours of products illustrated are as close as printing limitations allow.

**Electrolux Home Products
Australia**

telephone: 1300 363 640

fax: 1800 350 067

email: customercare@electrolux.com.au

web: electrolux.com.au

New Zealand

telephone: 0800 436 245

fax: 0800 225 088

email: customercare@electrolux.co.nz

web: electrolux.co.nz

We invite you to follow Electrolux and get involved in the conversation:



facebook.com/electroluxaustralia

© 2016 Electrolux Home Products Pty Ltd
ABN 51 004 762 341



Printed on Monza Satin Recycled Art stock containing
55% recycled material & 45% from sustainable forests.

© 2016 Electrolux (NZ) Limited
Company Number 36212

This document is printed on an environmentally responsible paper,
produced using Elemental Chlorine Free (ECF), FSC® Certified, Mixed
Source pulp from Responsible Sources, and manufactured under the strict
ISO14001 Environmental Management System.

EBRO_ECook_Jun16