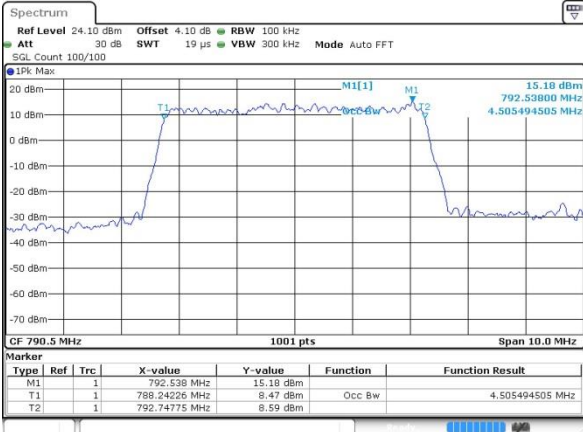




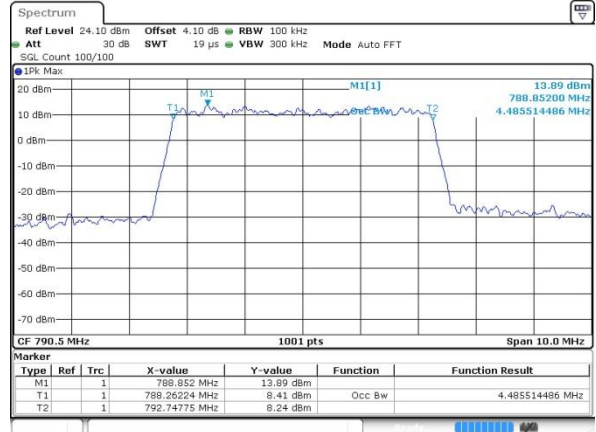
LTE Band 14

Lowest Channel / 5MHz / QPSK



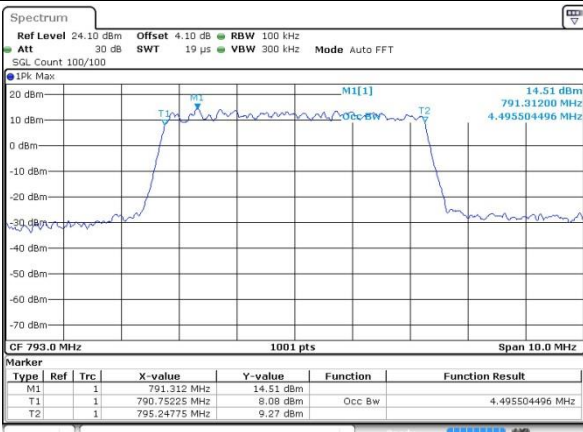
Date: 16 JAN 2019 14:44:15

Lowest Channel / 5MHz / 16QAM



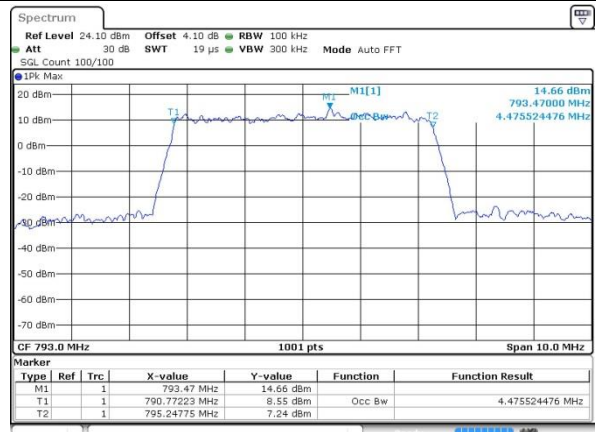
Date: 16 JAN 2019 14:44:59

Middle Channel / 5MHz / QPSK



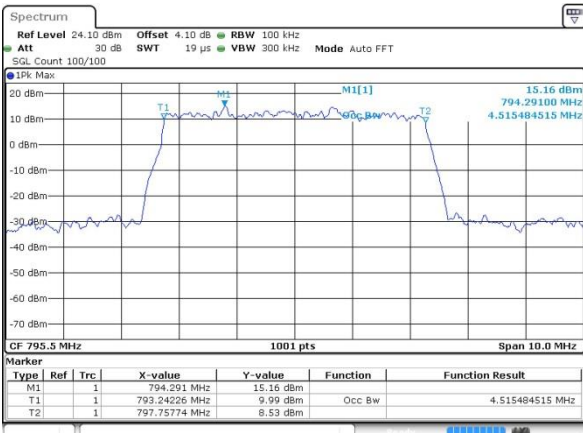
Date: 16 JAN 2019 14:52:00

Middle Channel / 5MHz / 16QAM



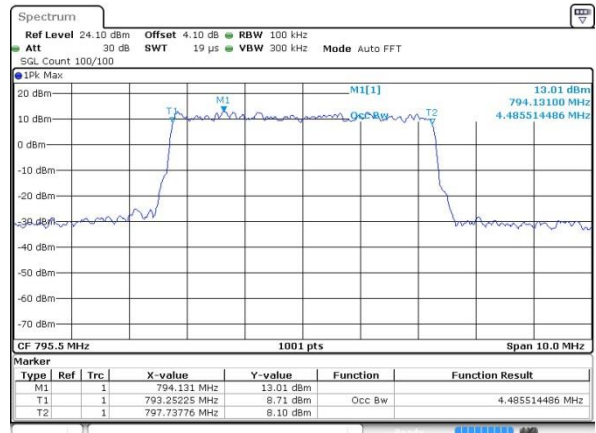
Date: 16 JAN 2019 14:52:25

Highest Channel / 5MHz / QPSK



Date: 16 JAN 2019 14:53:46

Highest Channel / 5MHz / 16QAM

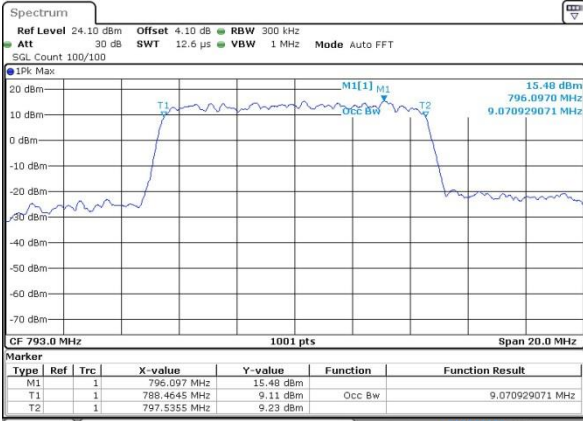


Date: 16 JAN 2019 14:53:25



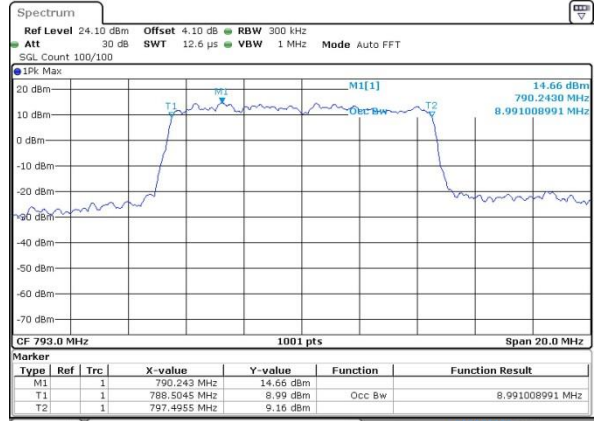
LTE Band 14

Middle Channel / 10MHz / QPSK



Date: 16 JAN 2019 14:54:23

Middle Channel / 10MHz / 16QAM

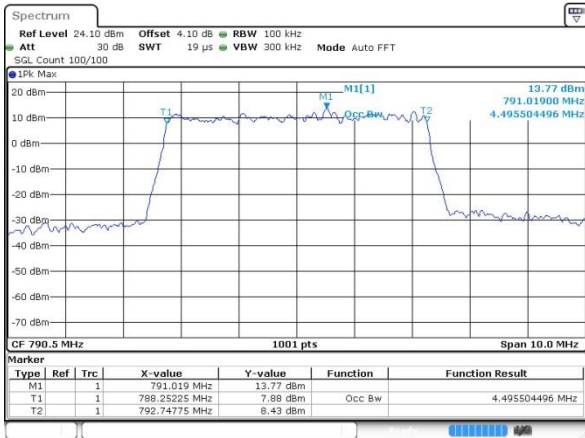


Date: 16 JAN 2019 14:54:45



LTE Band 14

Lowest Channel / 5MHz / 64QAM



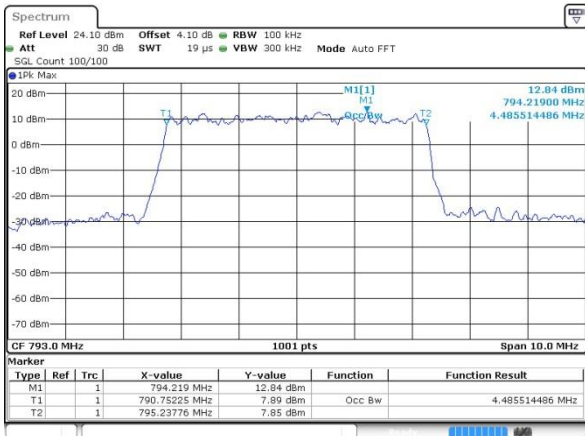
Date: 16 JAN 2019 14:46:30

Lowest Channel / 10MHz / 64QAM



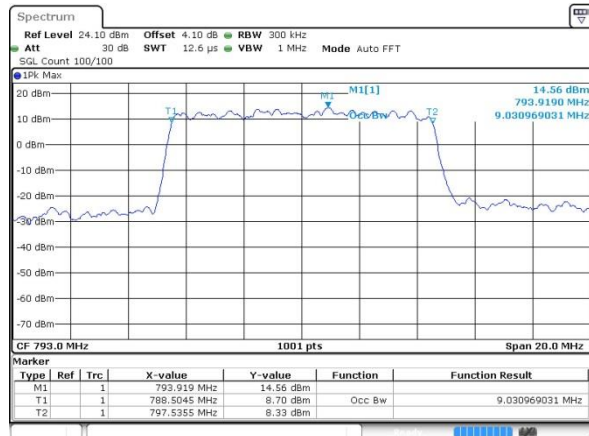
Date: 16 JAN 2019 14:55:05

Middle Channel / 5MHz / 64QAM



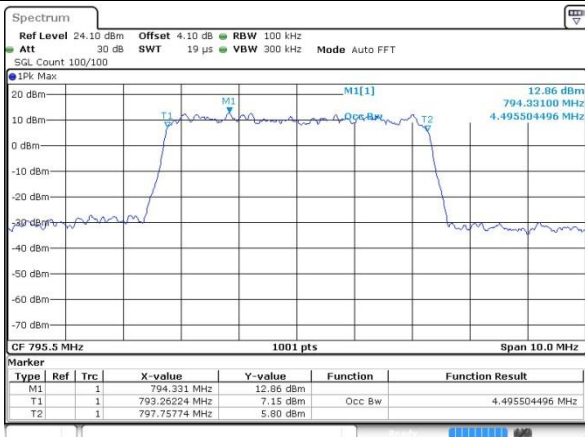
Date: 16 JAN 2019 14:52:45

Middle Channel / 10MHz / 64QAM



Date: 16 JAN 2019 14:55:05

Highest Channel / 5MHz / 64QAM



Date: 16 JAN 2019 14:53:05

Highest Channel / 10MHz / 64QAM



Date: 16 JAN 2019 14:55:05

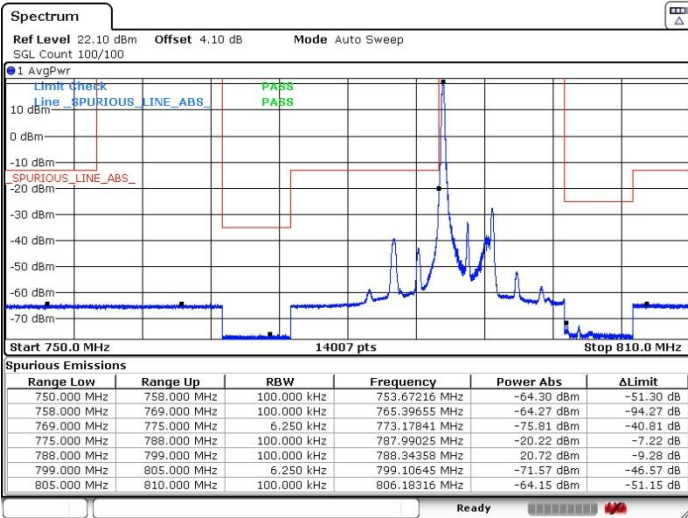


Conducted Band Edge

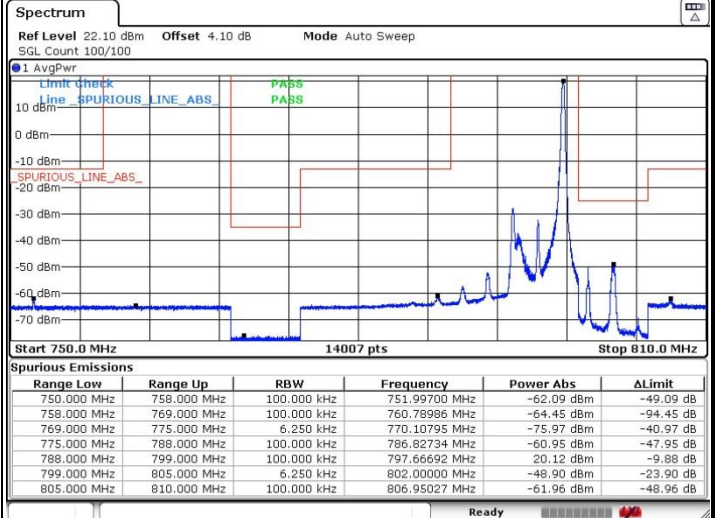
LTE Band 14 / 5MHz / QPSK

Lowest Band Edge / 1 RB

Highest Band Edge / 1 RB



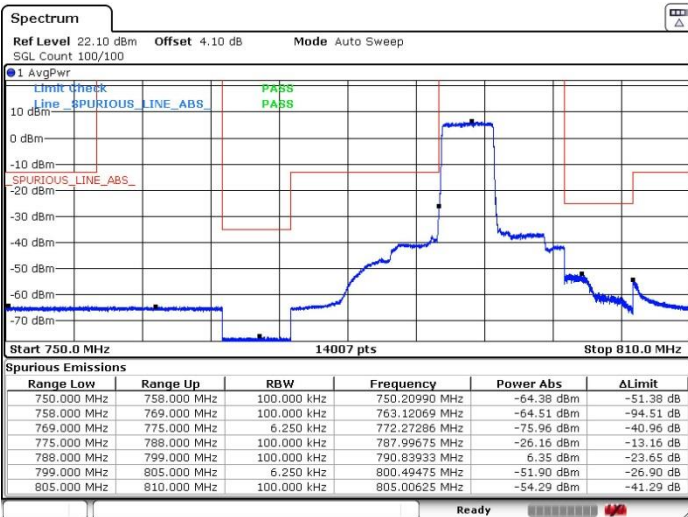
Date: 16 JAN 2019 15:57:03



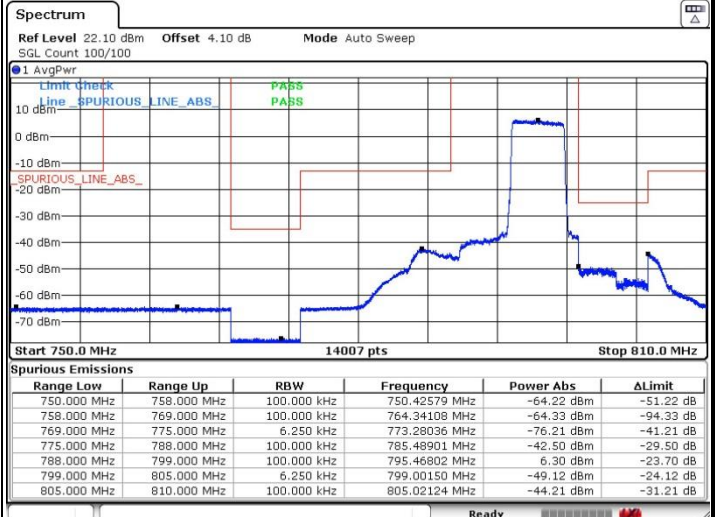
Date: 16 JAN 2019 16:04:19

Lowest Band Edge / Full RB

Highest Band Edge / Full RB



Date: 16 JAN 2019 16:00:11



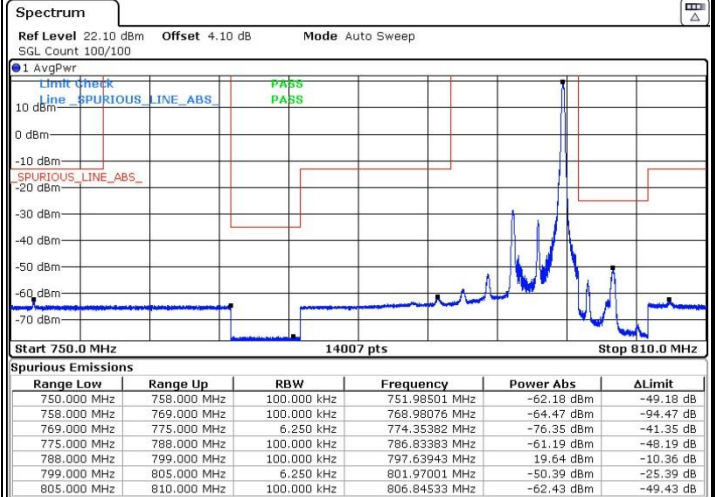
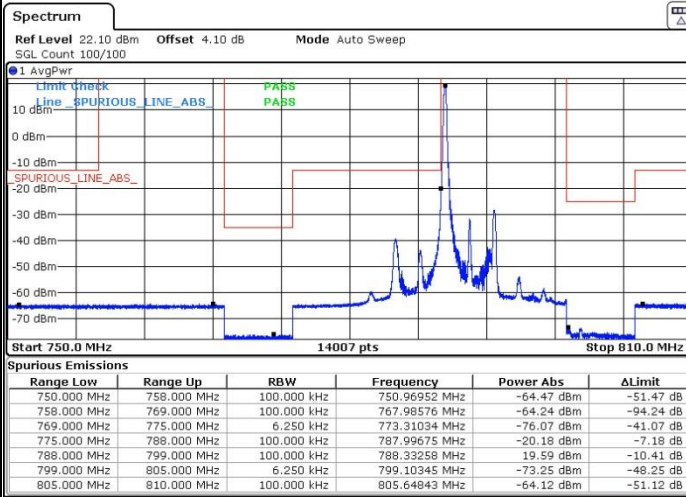
Date: 16 JAN 2019 16:00:51



LTE Band 14 / 5MHz / 16QAM

Lowest Band Edge / 1 RB

Highest Band Edge / 1 RB

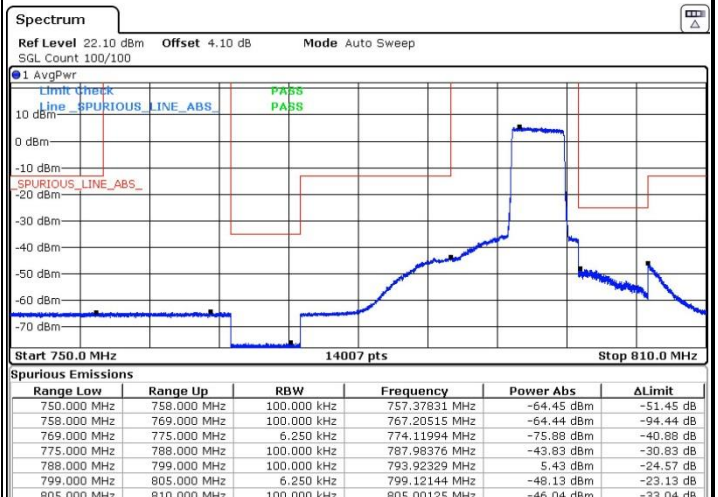
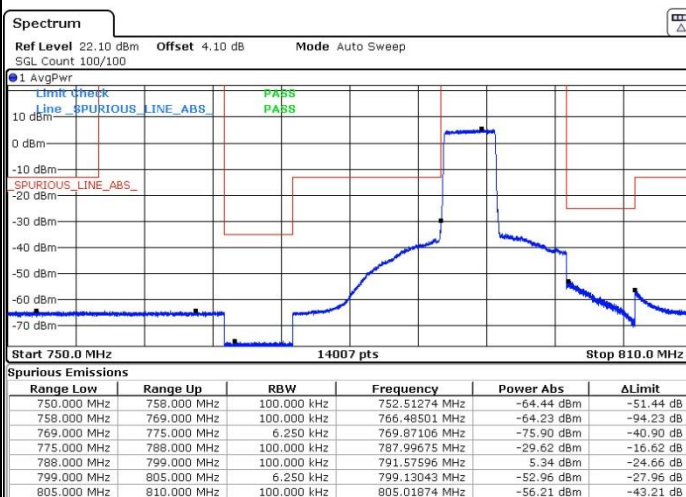


Date: 16 JAN 2019 15:57:46

Date: 16 JAN 2019 16:03:43

Lowest Band Edge / Full RB

Highest Band Edge / Full RB



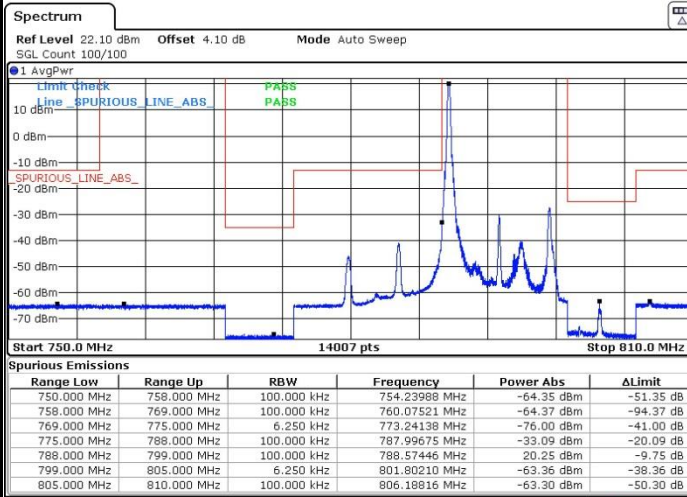
Date: 16 JAN 2019 15:59:37

Date: 16 JAN 2019 16:01:30



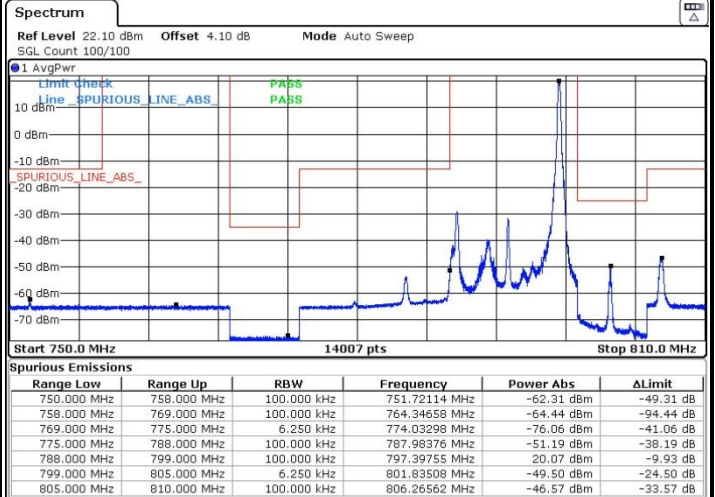
LTE Band 14 / 10MHz / QPSK

Lowest Band Edge / 1 RB



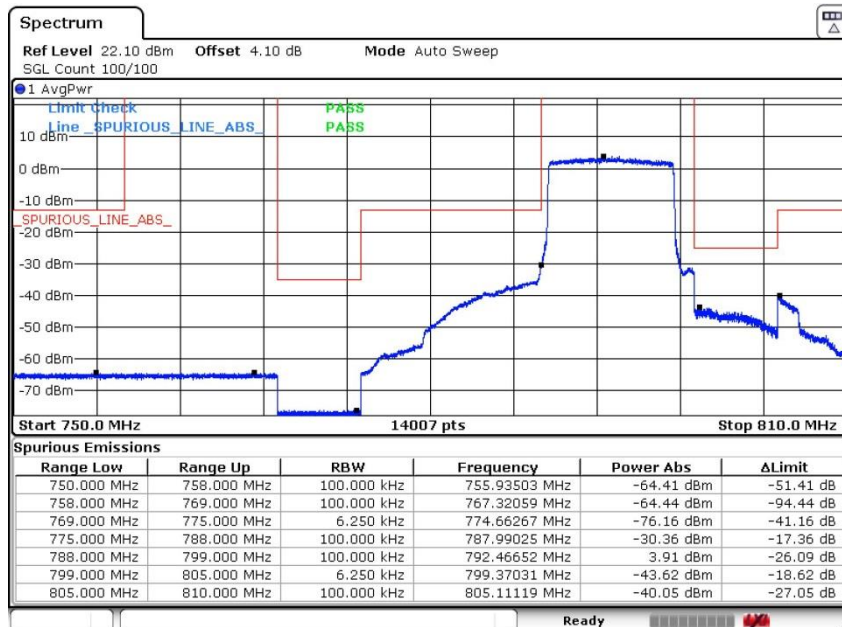
Date: 16 JAN 2019 15:49:13

Highest Band Edge / 1 RB



Date: 16 JAN 2019 15:54:13

Band Edge / Full RB

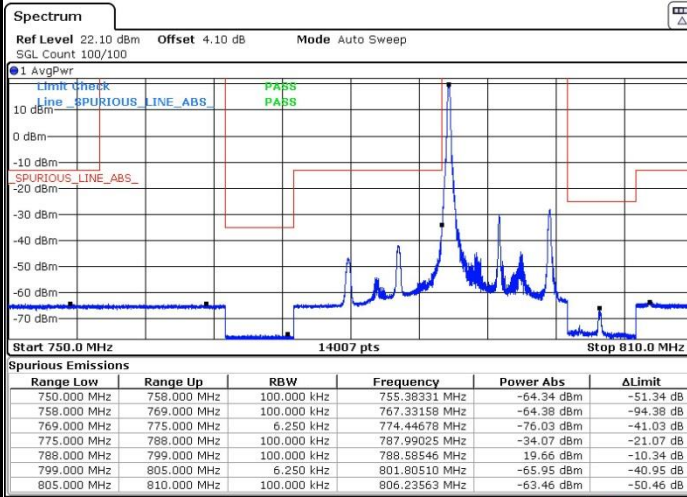


Date: 16 JAN 2019 15:54:47



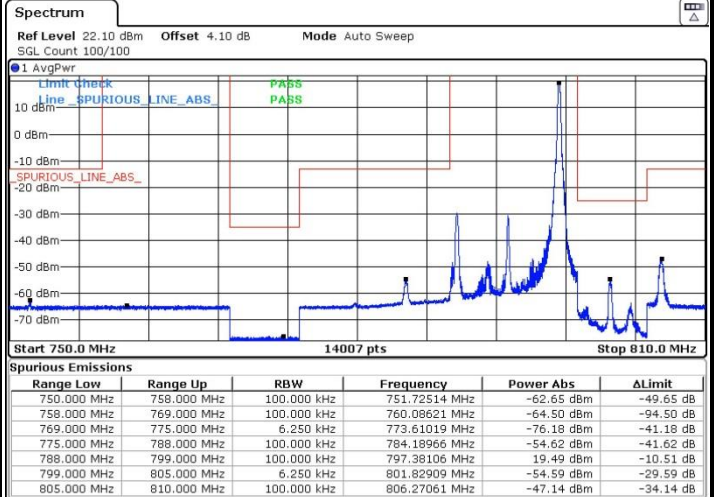
LTE Band 14 / 10MHz / 16QAM

Lowest Band Edge / 1 RB



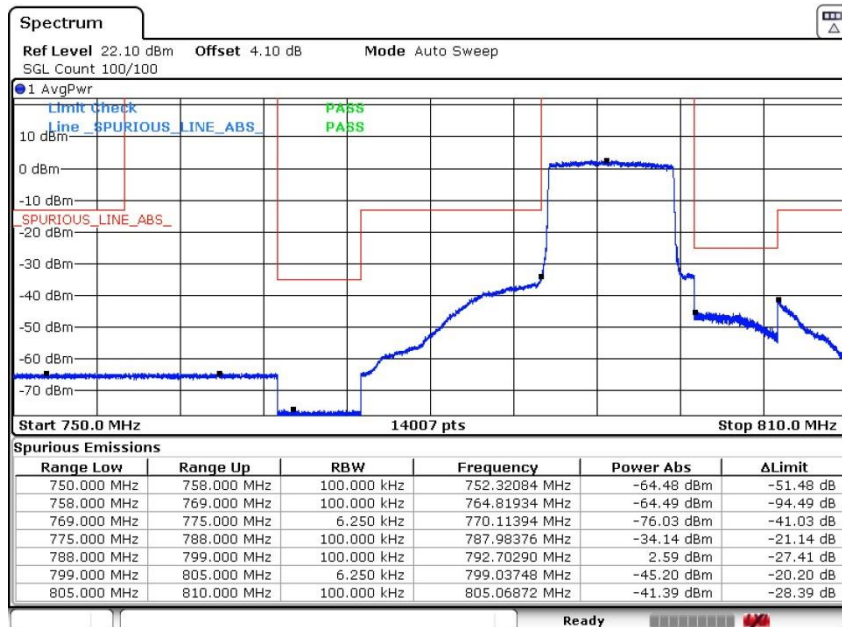
Date: 16 JAN 2019 15:50:14

Highest Band Edge / 1 RB



Date: 16 JAN 2019 15:52:23

Band Edge / Full RB



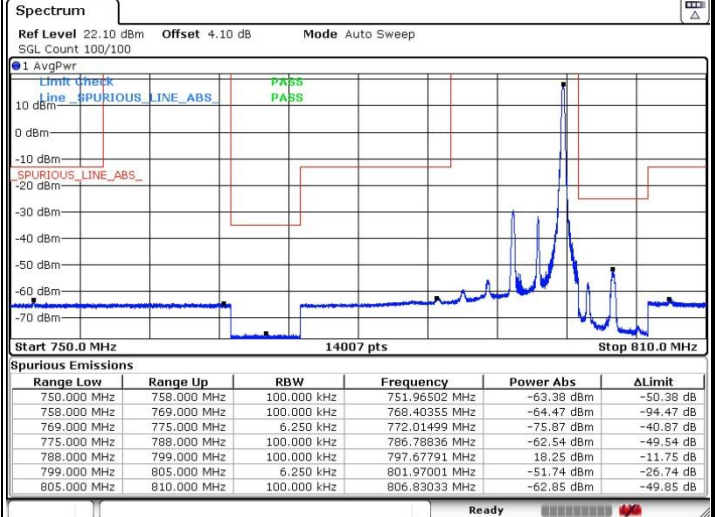
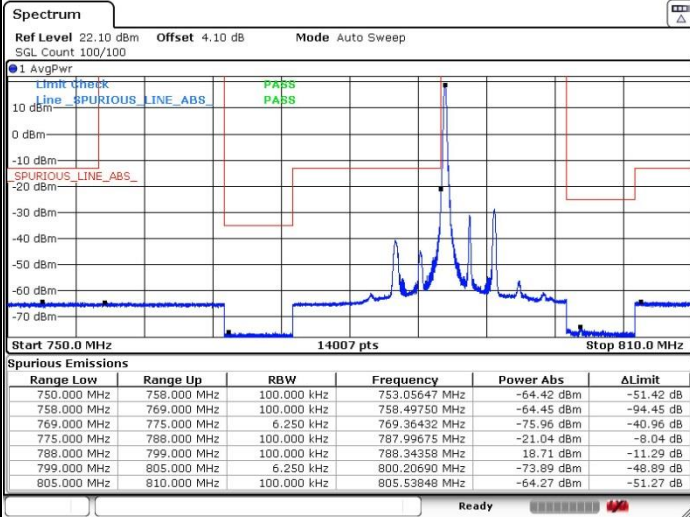
Date: 16 JAN 2019 15:55:24



LTE Band 14 / 5MHz / 64QAM

Lowest Band Edge / 1 RB

Highest Band Edge / 1 RB

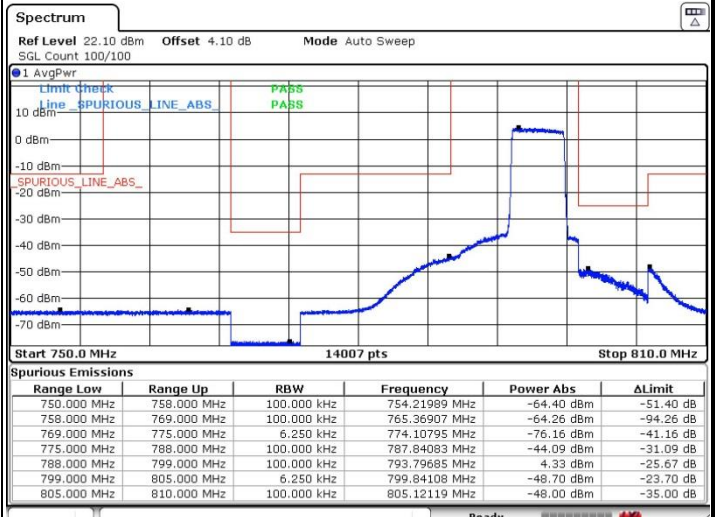
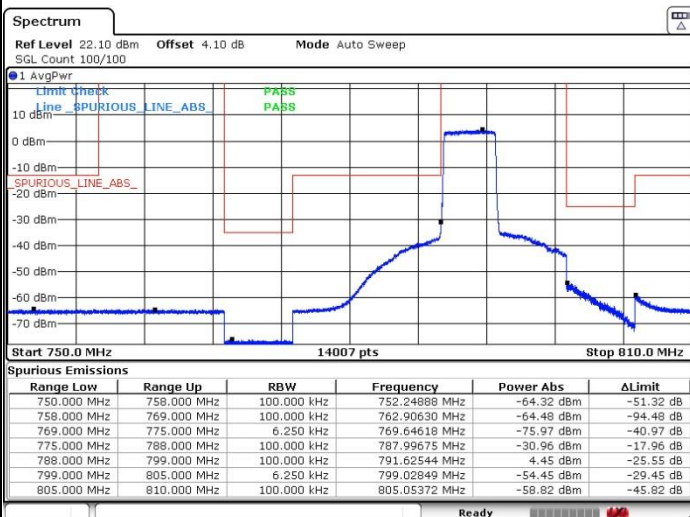


Date: 16 JAN 2019 15:58:22

Date: 16 JAN 2019 16:02:49

Lowest Band Edge / Full RB

Highest Band Edge / Full RB



Date: 16 JAN 2019 15:58:56

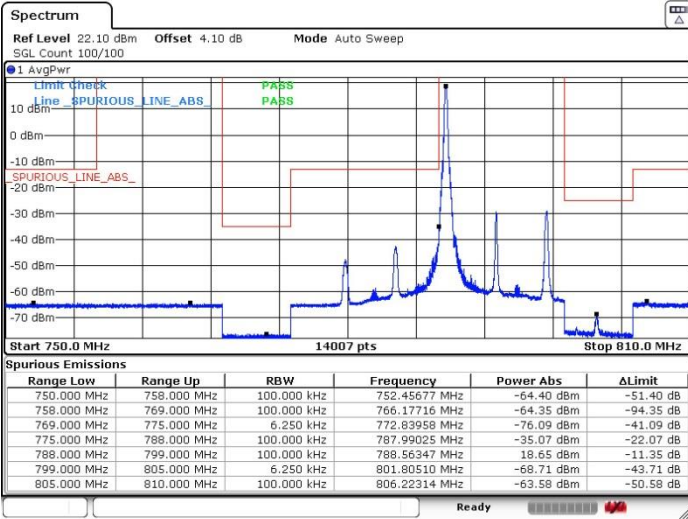
Date: 16 JAN 2019 16:02:05



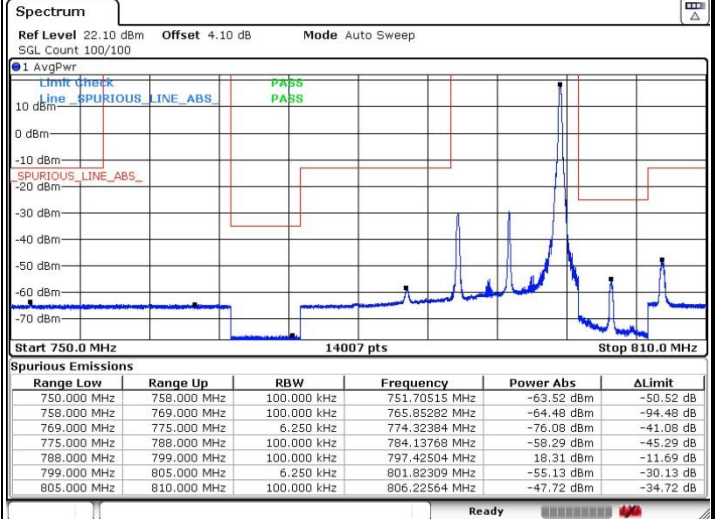
LTE Band 14 / 10MHz / 64QAM

Lowest Band Edge / 1 RB

Highest Band Edge / 1 RB

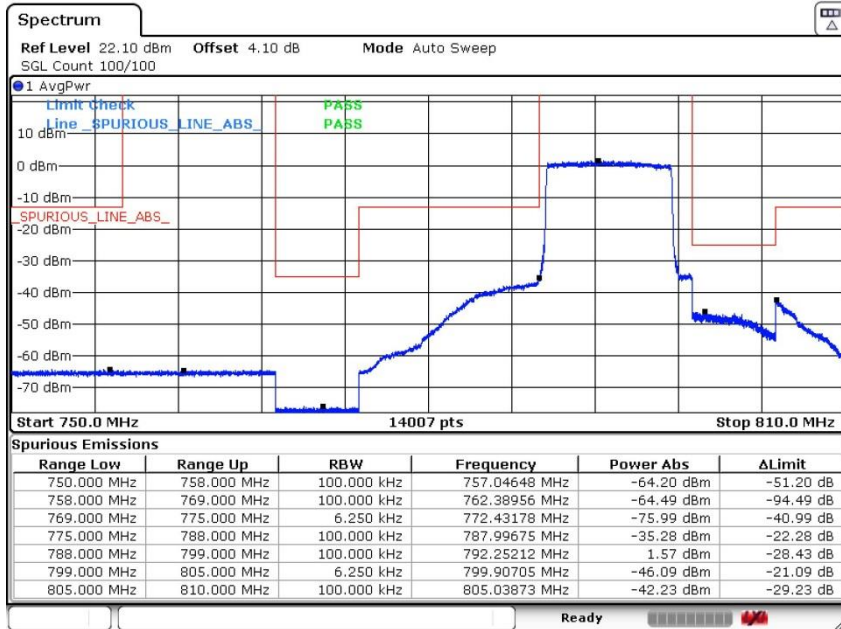


Date: 16 JAN 2019 15:50:51



Date: 16 JAN 2019 15:51:44

Band Edge / Full RB



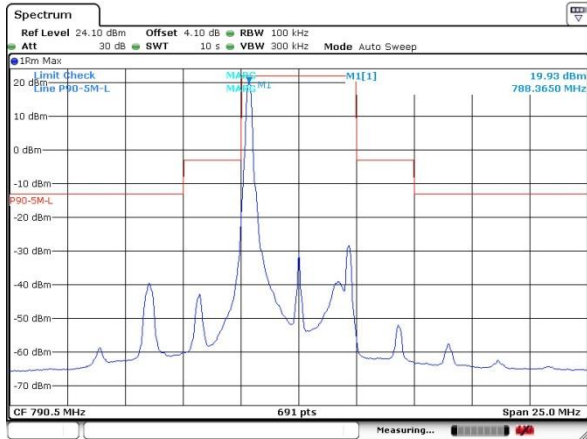
Date: 16 JAN 2019 15:55:57



Emission Mask B

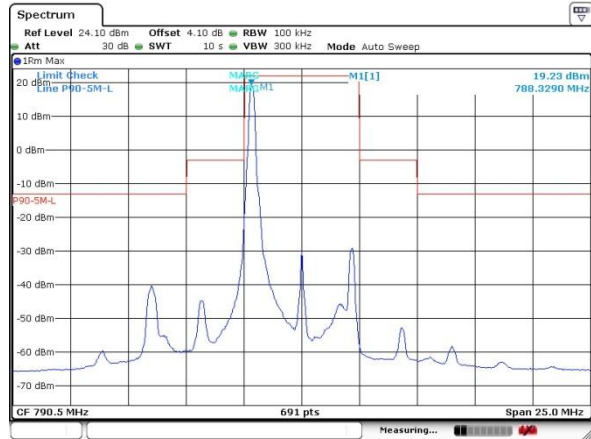
LTE Band 14/ 5M(1RB0)

Lowest Channel / 5MHz / QPSK



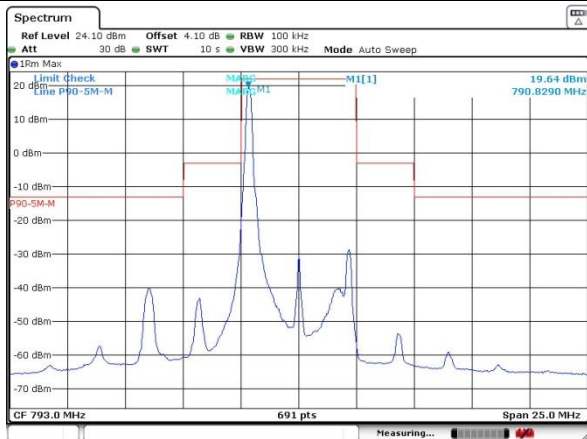
Date: 18 JAN 2019 09:15:43

Lowest Channel / 5MHz / 16QAM



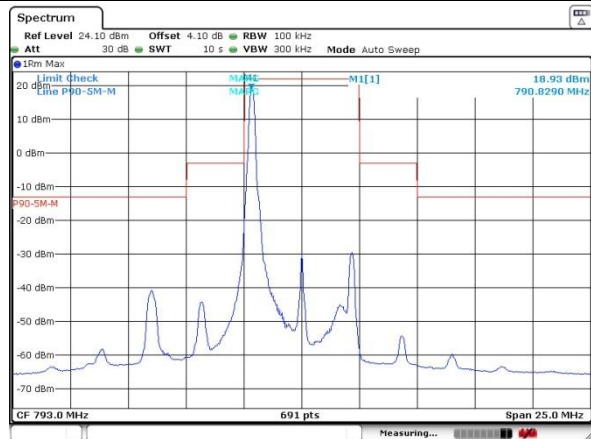
Date: 18 JAN 2019 09:16:26

Middle Channel / 5MHz / QPSK



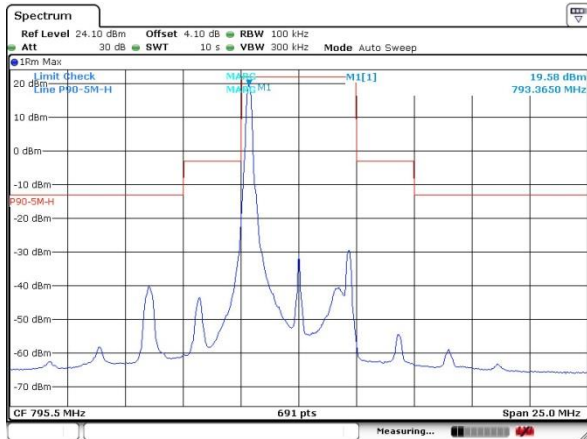
Date: 18 JAN 2019 09:59:48

Middle Channel / 5MHz / 16QAM



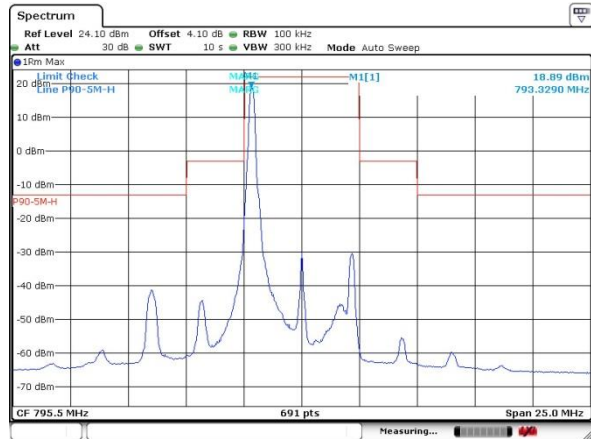
Date: 18 JAN 2019 10:00:19

Highest Channel / 5MHz / QPSK



Date: 18 JAN 2019 10:06:09

Highest Channel / 5MHz / 16QAM

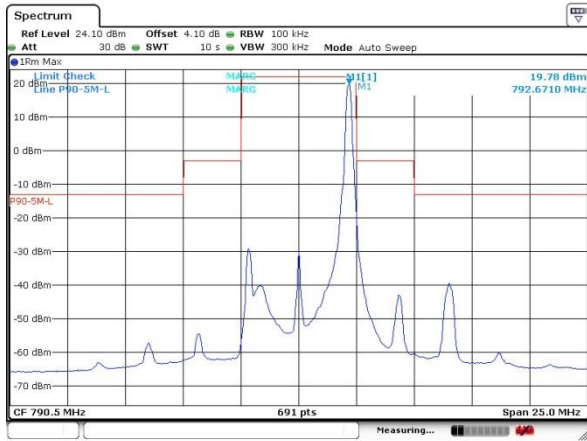


Date: 18 JAN 2019 10:05:41



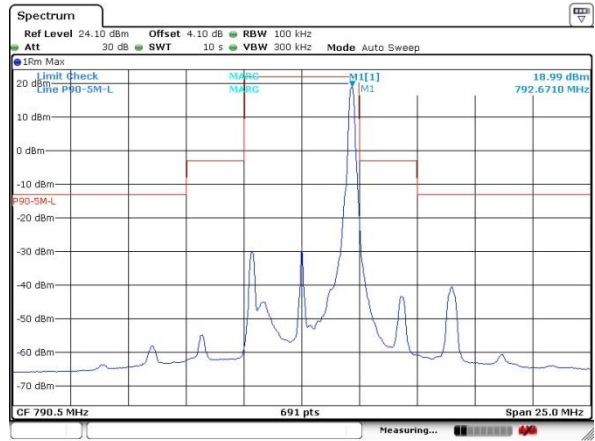
LTE Band 14/ 5M(1RBmax)

Lowest Channel / 5MHz / QPSK



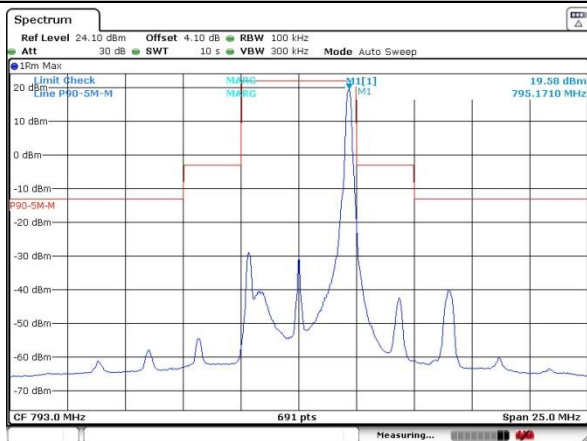
Date: 18 JAN 2019 09:19:09

Lowest Channel / 5MHz / 16QAM



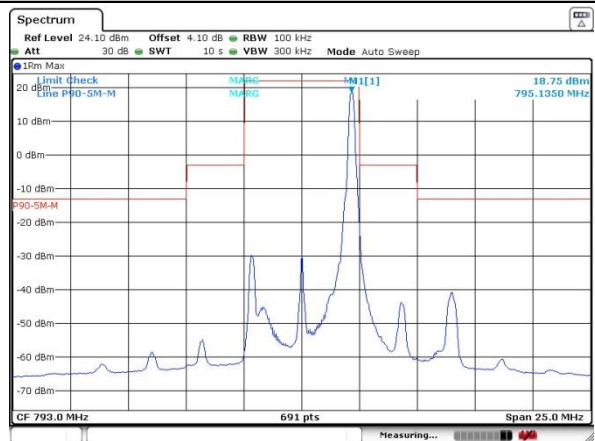
Date: 18 JAN 2019 09:18:28

Middle Channel / 5MHz / QPSK



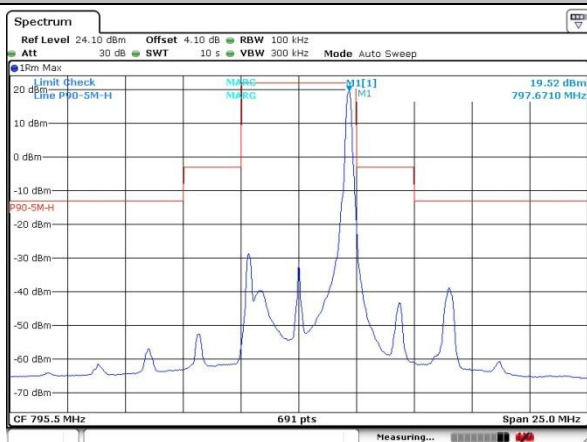
Date: 18 JAN 2019 10:02:32

Middle Channel / 5MHz / 16QAM



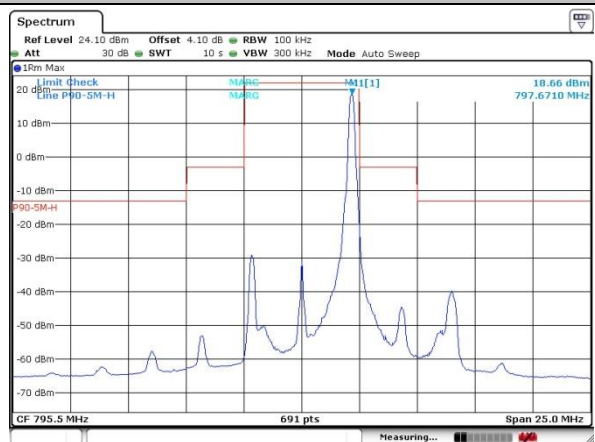
Date: 18 JAN 2019 10:02:02

Highest Channel / 5MHz / QPSK



Date: 18 JAN 2019 10:03:38

Highest Channel / 5MHz / 16QAM

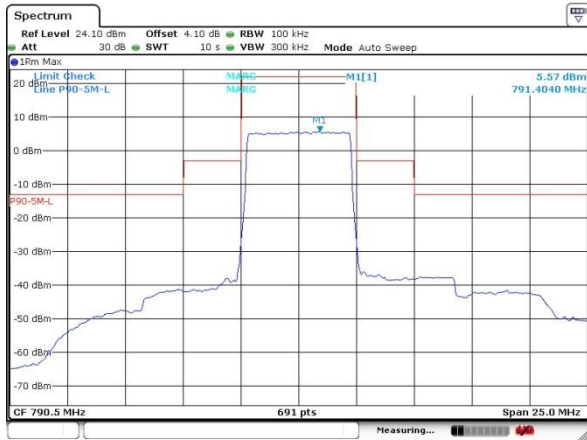


Date: 18 JAN 2019 10:04:10



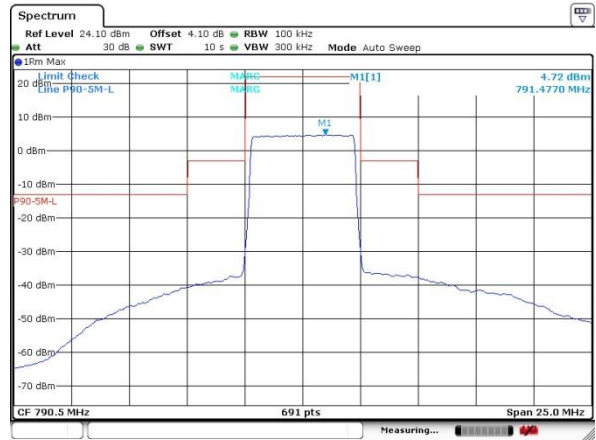
LTE Band 14/ 5M(fullIRB0)

Lowest Channel / 5MHz / QPSK



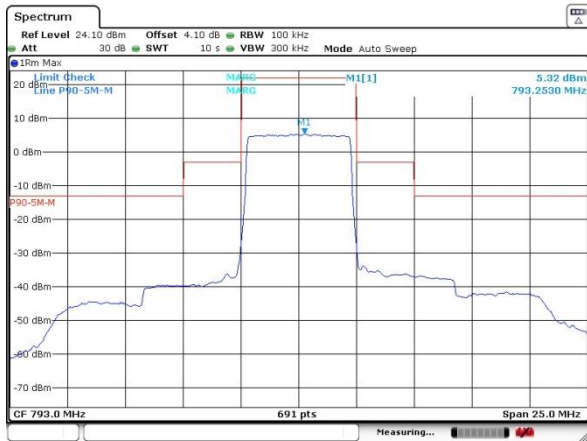
Date: 18 JAN 2019 09:15:04

Lowest Channel / 5MHz / 16QAM



Date: 18 JAN 2019 09:14:28

Middle Channel / 5MHz / QPSK



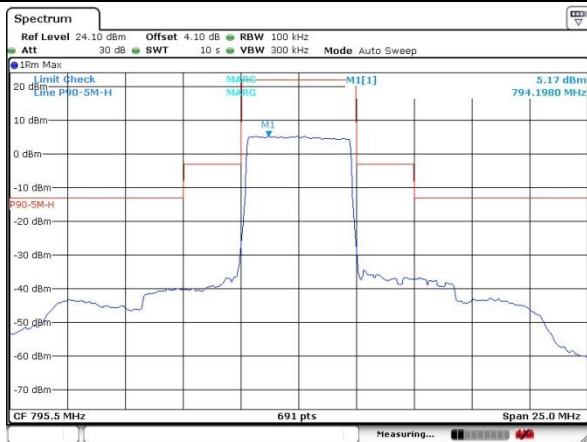
Date: 18 JAN 2019 09:59:21

Middle Channel / 5MHz / 16QAM



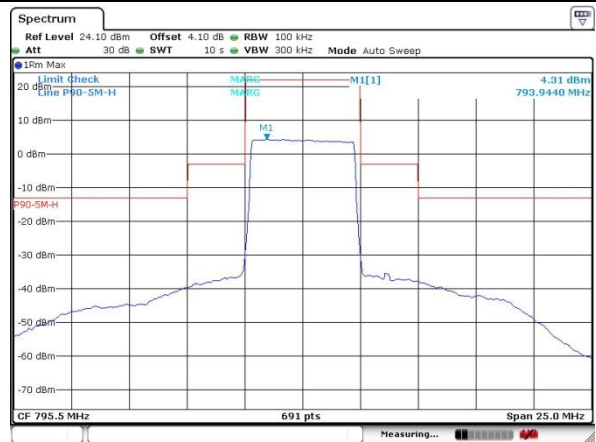
Date: 18 JAN 2019 09:58:53

Highest Channel / 5MHz / QPSK



Date: 18 JAN 2019 10:06:46

Highest Channel / 5MHz / 16QAM

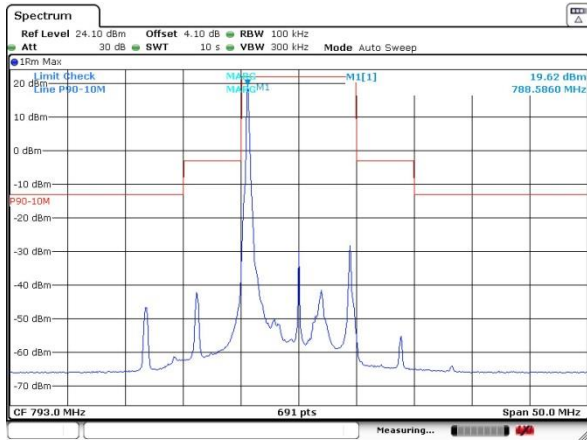


Date: 18 JAN 2019 10:07:23



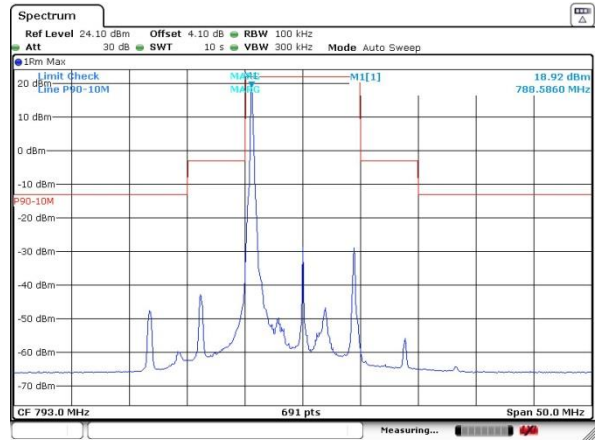
LTE Band 14/ 10MHz

Middle Channel / 1RB0 / QPSK



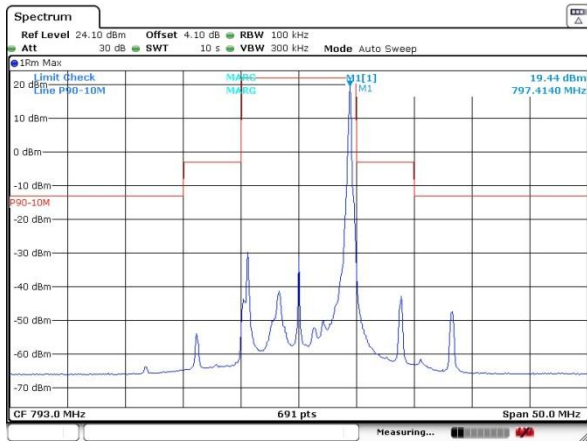
Date: 18 JAN 2019 09:53:32

Middle Channel / 1RB0 / 16QAM



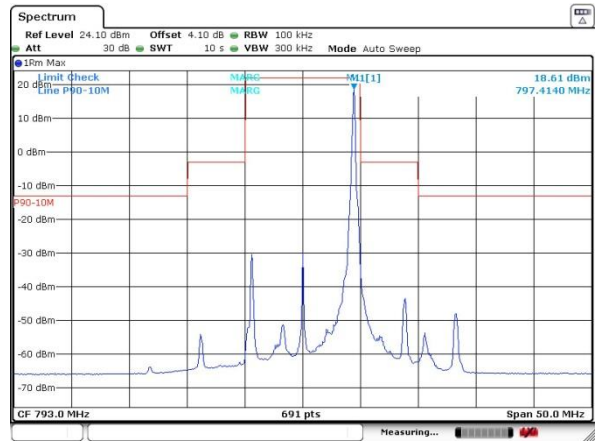
Date: 18 JAN 2019 09:53:07

Middle Channel / 1RBmax / QPSK



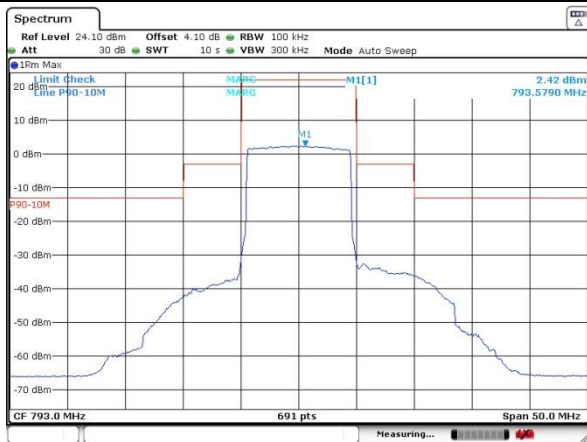
Date: 18 JAN 2019 09:54:09

Middle Channel / 1RBmax / 16QAM



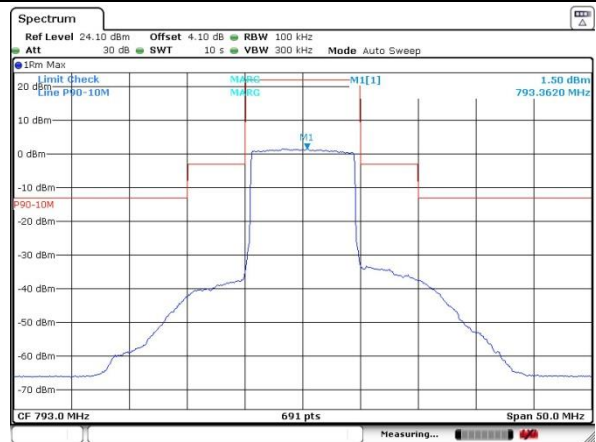
Date: 18 JAN 2019 09:56:16

Middle Channel / fullRB0 / QPSK



Date: 18 JAN 2019 09:50:22

Middle Channel / fullRB0 / 16QAM

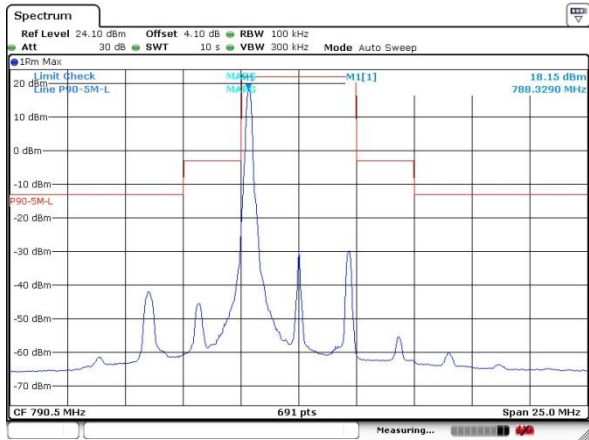


Date: 18 JAN 2019 09:51:03

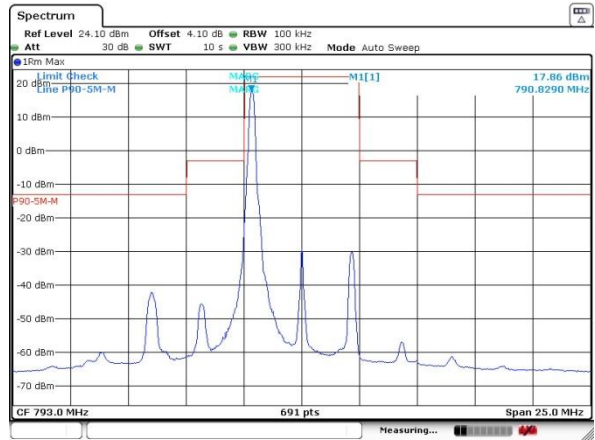


LTE Band 14/ 5MHz

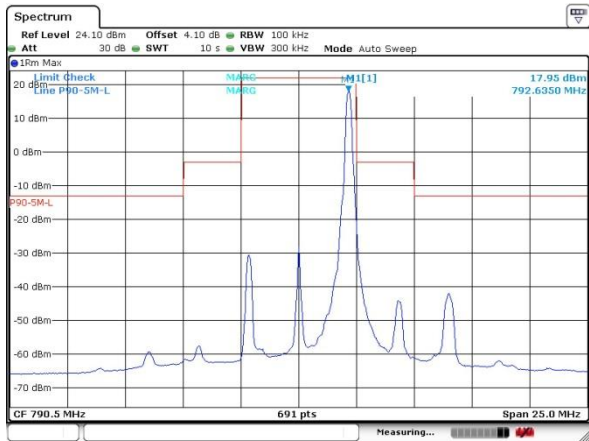
Lowest Channel / 1RB0 / 64QAM



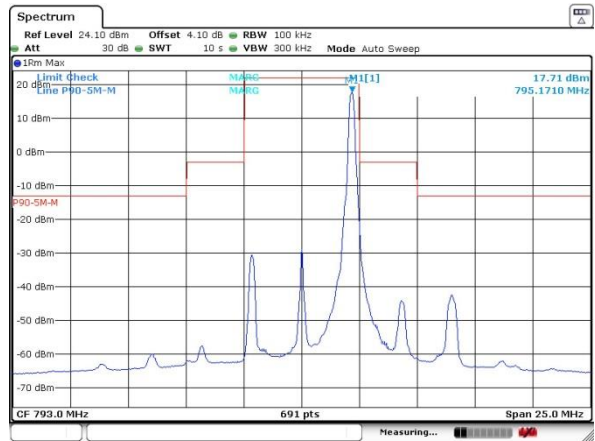
Middle Channel / 1RB0 / 64QAM



Lowest Channel / 1RBmax / 64QAM



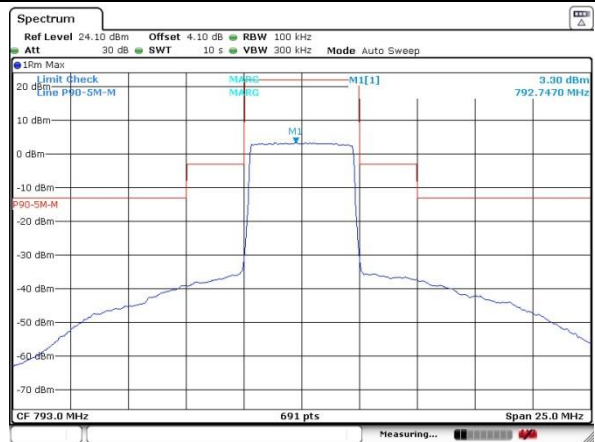
Middle Channel / 1RBmax / 64QAM



Lowest Channel / fullRB0 / 64QAM



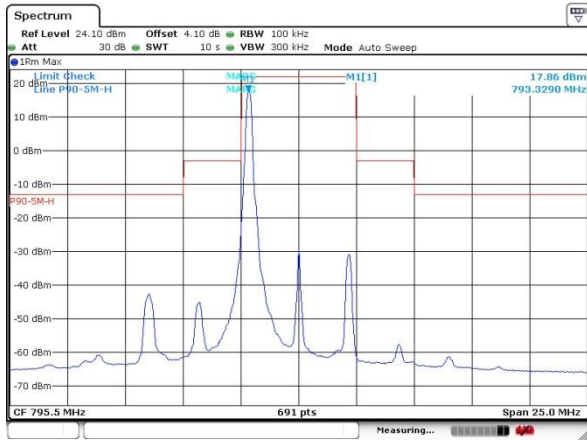
Middle Channel / fullRB0 / 64QAM





LTE Band 14/ 5MHz

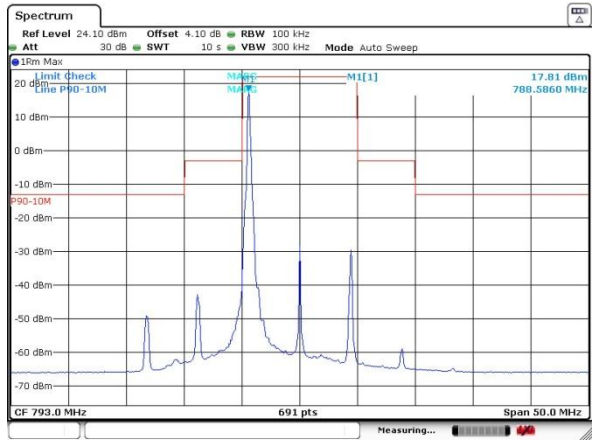
Highest Channel / 1RB0 / 64QAM



Date: 18 JAN 2019 10 05 14

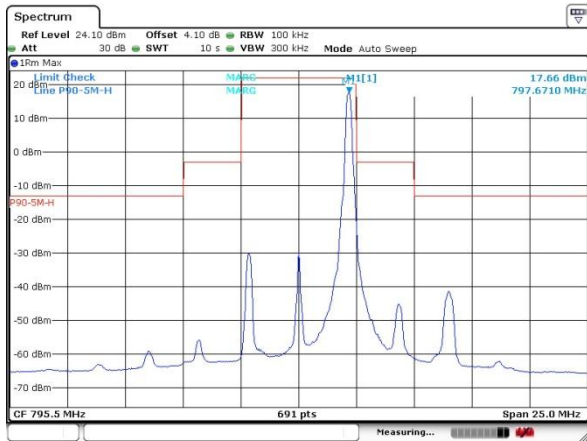
LTE Band 14/ 10MHz

Middle Channel / 1RB0 / 64QAM



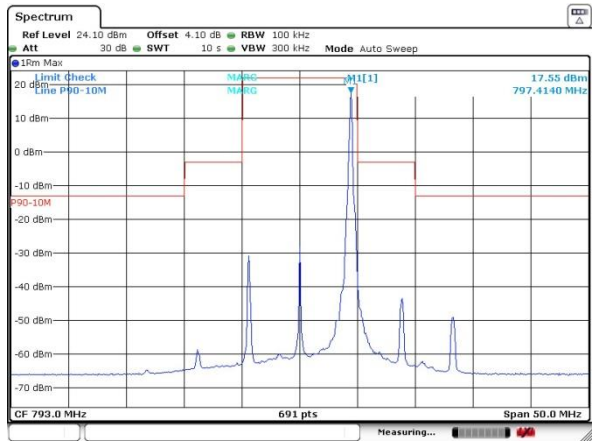
Date: 18 JAN 2019 09 52 27

Highest Channel / 1RBmax / 64QAM



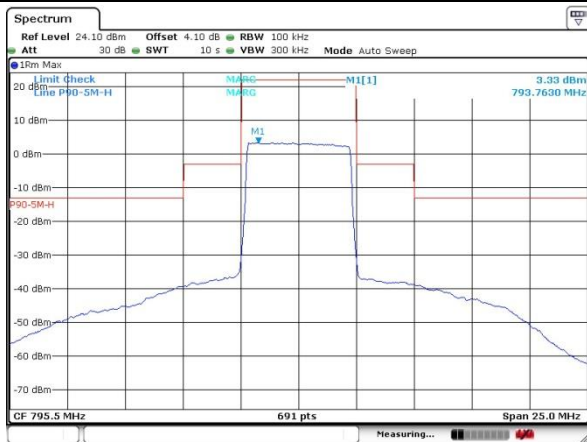
Date: 18 JAN 2019 10 04 48

Middle Channel / 1RBmax / 64QAM



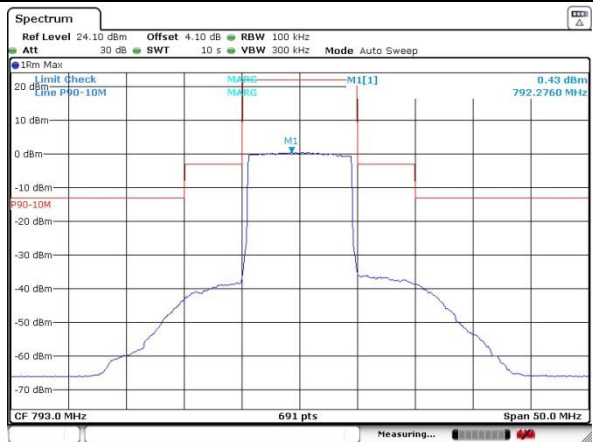
Date: 18 JAN 2019 09 56 48

Highest Channel / full RB / 64QAM



Date: 18 JAN 2019 10 07 49

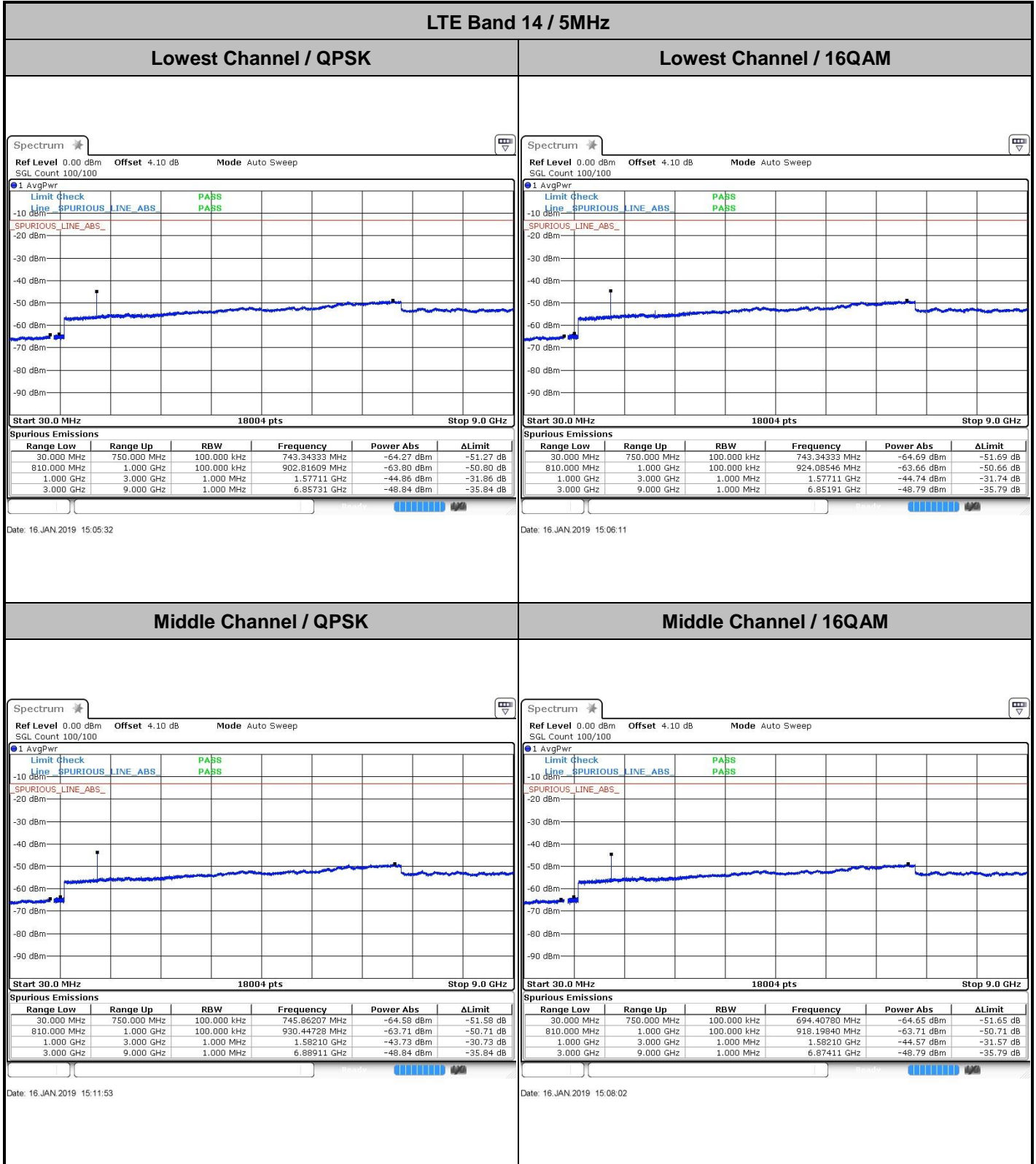
Middle Channel / full RB / 64QAM

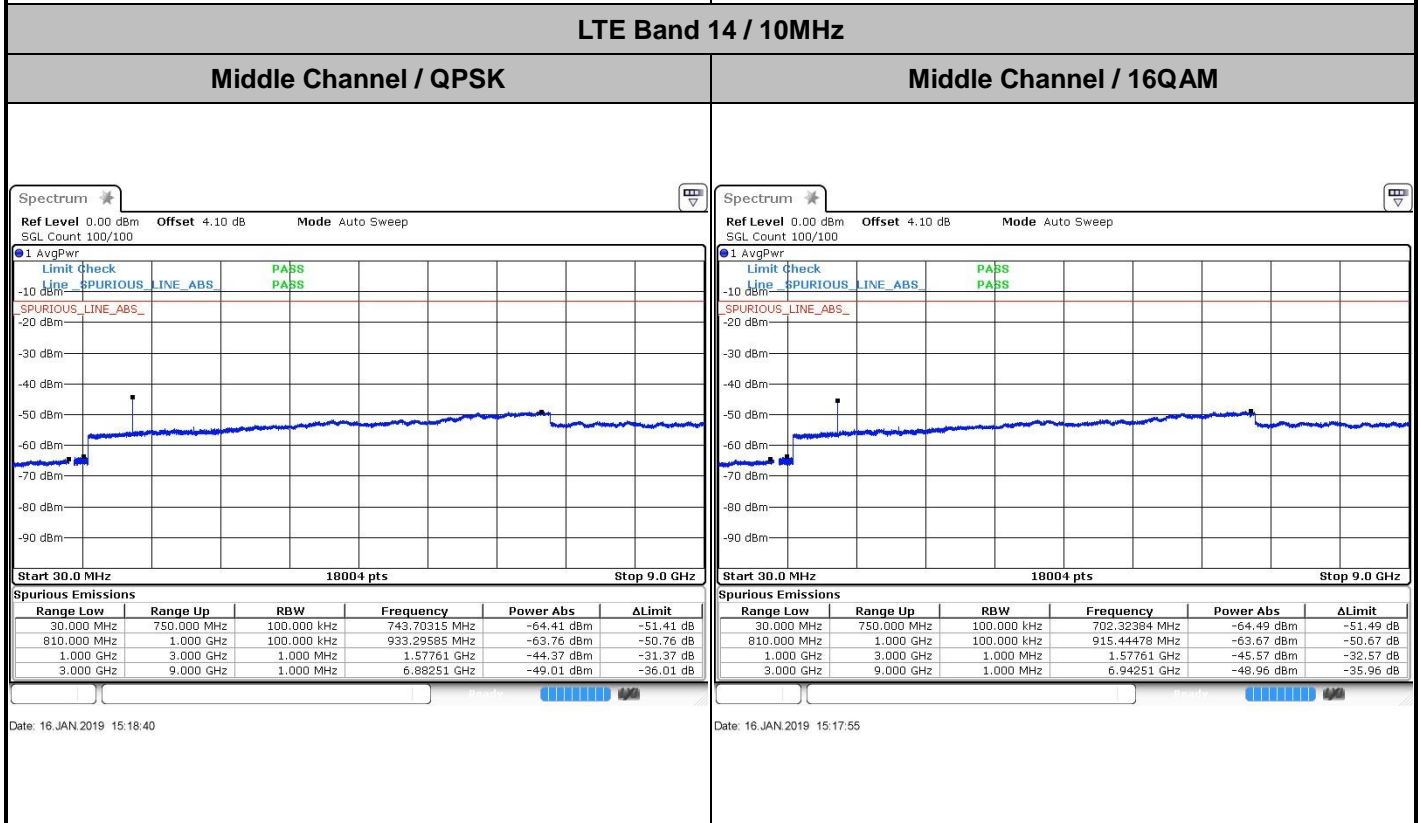
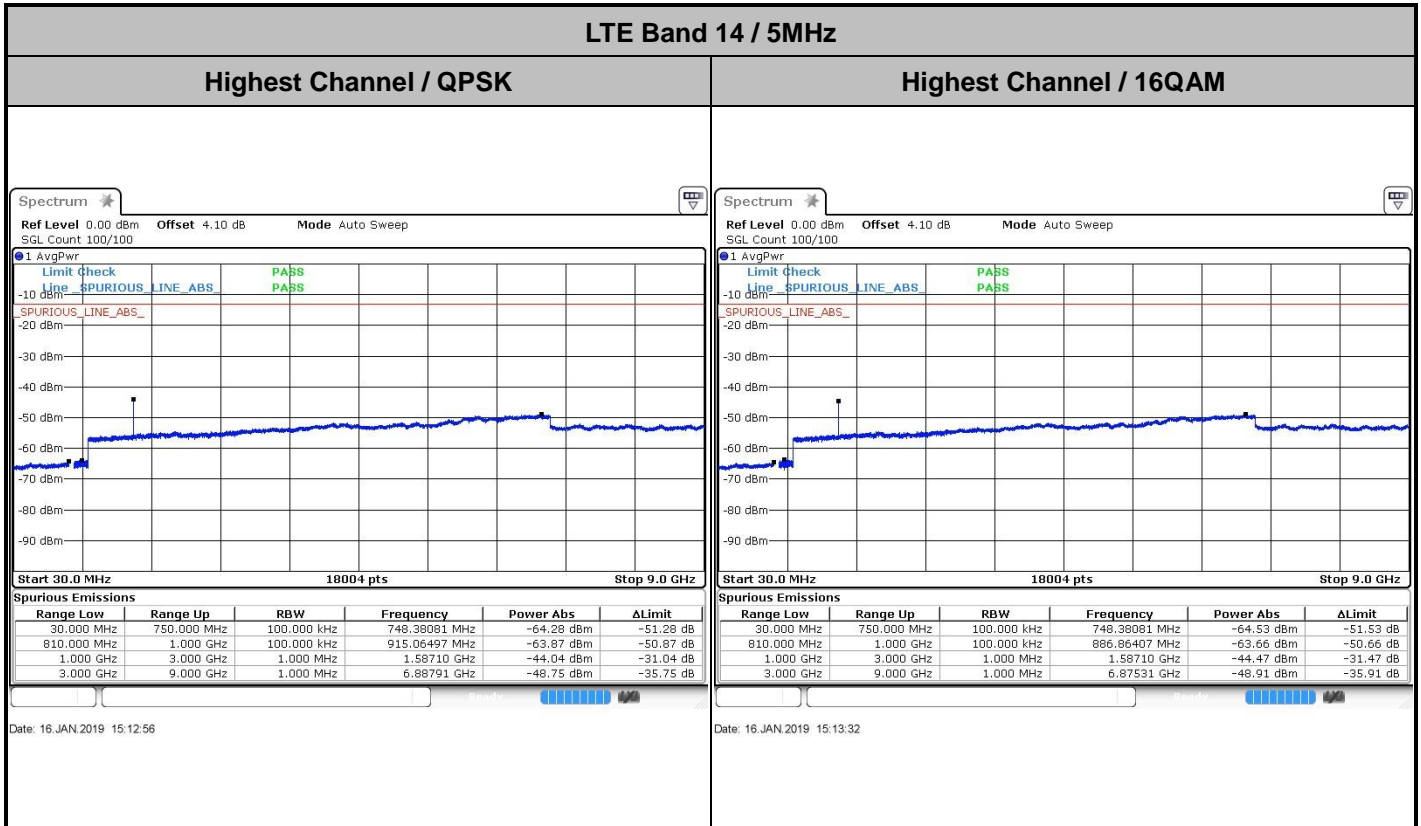


Date: 18 JAN 2019 09 51 36



Conducted Spurious Emission

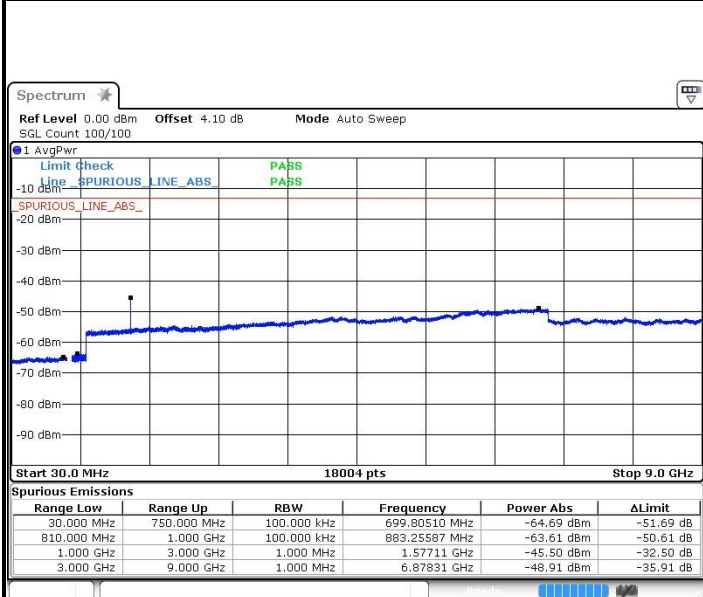






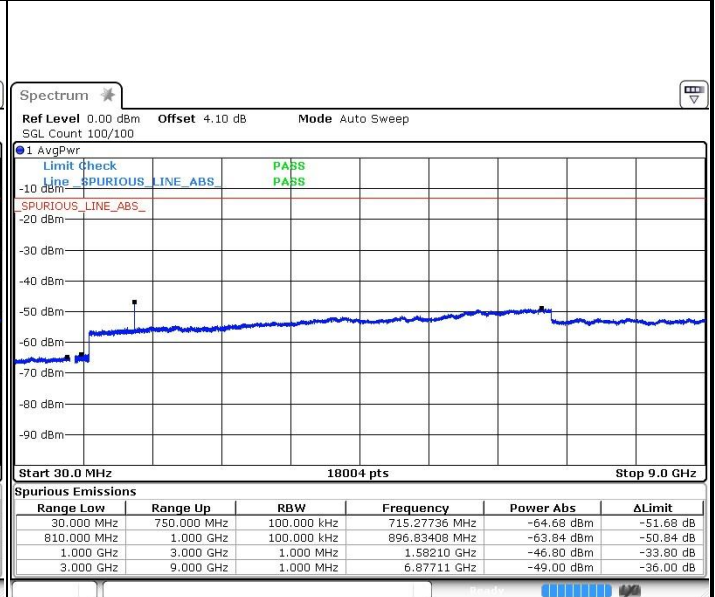
LTE Band 14 / 5MHz

Lowest Channel / 64QAM



Date: 16 JAN 2019 15:06:48

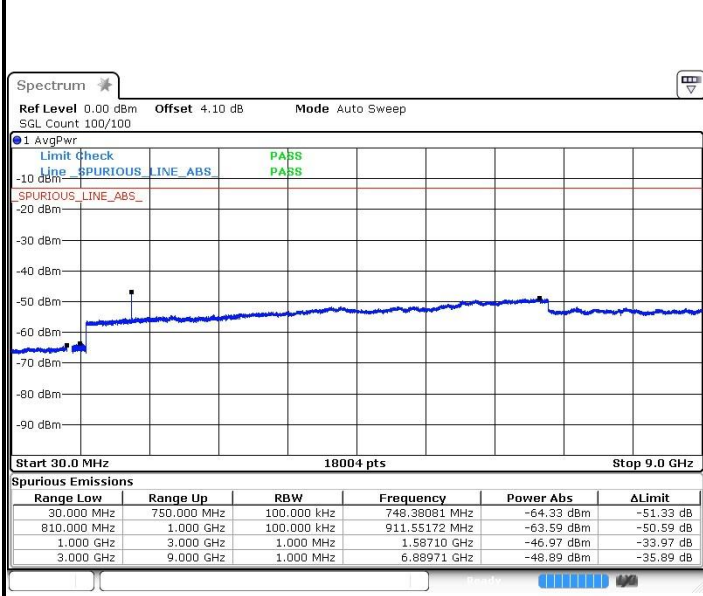
Middle Channel / 64QAM



Date: 16 JAN 2019 15:07:24

LTE Band 14 / 5MHz

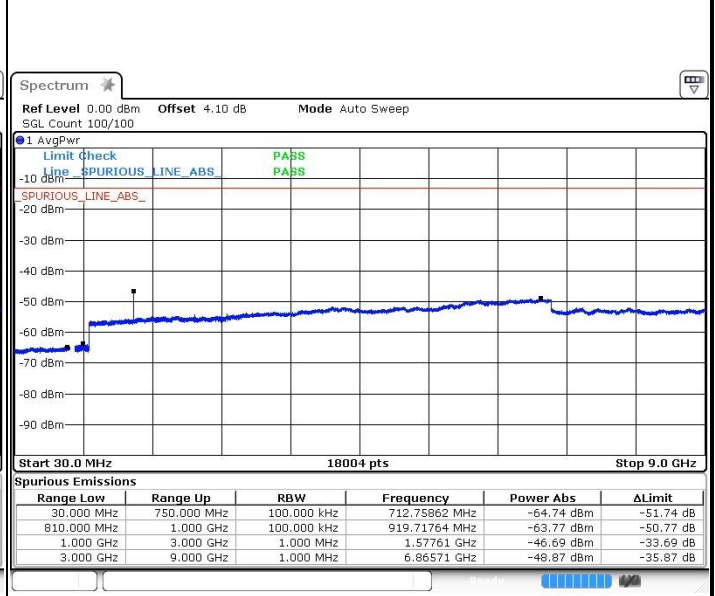
Highest Channel / 64QAM



Date: 16 JAN 2019 15:14:11

LTE Band 14 / 10MHz

Middle Channel / 64QAM



Date: 16 JAN 2019 15:17:12



Frequency Stability

Test Conditions		LTE Band 14 (QPSK) / Middle Channel	Limit
Temperature (°C)	Voltage (Volt)	BW 10MHz	1.25ppm
		Deviation (ppm)	Result
50	Normal Voltage	0.0044	PASS
40	Normal Voltage	0.0035	
30	Normal Voltage	0.0005	
20(Ref.)	Normal Voltage	0.0000	
10	Normal Voltage	0.0026	
0	Normal Voltage	0.0040	
-10	Normal Voltage	0.0011	
-20	Normal Voltage	0.0044	
-30	Normal Voltage	0.0006	
20	Maximum Voltage	0.0037	
20	Normal Voltage	0.0000	
20	Battery End Point	0.0026	

Note: Normal Voltage =3.7V. ; Battery End Point (BEP) =3.1 V. ; Maximum Voltage =4.4 V.



Appendix B. Test Results of Radiated Test

Field Strength of Spurious Radiated

LTE Band 14 / 5MHz / QPSK / RB Size 1 Offset 0								
Channel	Frequency (MHz)	ERP (dBm)	Limit (dBm)	Over Limit (dB)	S.G. Power (dBm)	TX Cable loss (dB)	TX Antenna Gain (dBi)	Polarization (H/V)
Lowest	1576	-67.18	-40	-27.18	-71.04	2.23	6.09	H
	2366	-67.98	-13	-54.98	-68.51	2.83	5.51	H
	3153	-66.59	-13	-53.59	-68.53	3.21	7.30	H
	1576	-67.35	-40	-27.35	-71.21	2.23	6.09	V
	2366	-68.10	-13	-55.10	-68.63	2.83	5.51	V
	3153	-66.27	-13	-53.27	-68.21	3.21	7.30	V
Middle	1582	-67.85	-40	-27.85	-71.71	2.23	6.09	H
	2372	-67.99	-13	-54.99	-68.52	2.83	5.51	H
	3162	-66.91	-13	-53.91	-68.85	3.21	7.30	H
	1582	-67.59	-40	-27.59	-71.45	2.23	6.09	V
	2372	-67.95	-13	-54.95	-68.48	2.83	5.51	V
	3162	-66.45	-13	-53.45	-68.39	3.21	7.30	V
Highest	1586	-66.34	-40	-26.34	-70.20	2.23	6.09	H
	2380	-68.06	-13	-55.06	-68.59	2.83	5.51	H
	3174	-66.67	-13	-53.67	-68.61	3.21	7.30	H
	1586	-67.21	-40	-27.21	-71.07	2.23	6.09	V
	2380	-68.00	-13	-55.00	-68.53	2.83	5.51	V
	3174	-66.19	-13	-53.19	-68.13	3.21	7.30	V
Remark: Spurious emissions within 30-1000MHz were found more than 20dB below limit line.								
Test Result					PASS			




LTE Band 14 / 10MHz / QPSK / RB Size 1 Offset 0								
Channel	Frequency (MHz)	ERP (dBm)	Limit (dBm)	Over Limit (dB)	S.G. Power (dBm)	TX Cable loss (dB)	TX Antenna Gain (dBi)	Polarization (H/V)
Middle	1578	-66.39	-40	-26.39	-70.25	2.23	6.09	H
	2366	-66.64	-13	-53.64	-67.17	2.83	5.51	H
	3153	-66.51	-13	-53.51	-68.45	3.21	7.30	H
	1578	-66.95	-40	-26.95	-70.81	2.23	6.09	V
	2366	-67.36	-13	-54.36	-67.89	2.83	5.51	V
	3153	-66.27	-13	-53.27	-68.21	3.21	7.30	V
Remark: Spurious emissions within 30-1000MHz were found more than 20dB below limit line.								
Test Result					PASS			

Appendix C. Setup Photographs

<Radiated Emission>

LF



HF

