

DWG NUMBER	DATE	PAGES	MODIFICATION DESCRIPTION
BM0870-GRT-2019-V1	14.06.19	F 1-5 (all) P 1 (all) S 1-2 (all)	First Issue
BM0870-GRT-2019-V2	TBA 19	S 1-2 (all)	Update French Sticker

GLOBAL ARTWORK: COLOUR KEY TO SECTIONS

■ **MAGENTA: ARTWORK** ■ **GREEN: POSITIONAL** ■ **RED: STICKER**

ALTHOUGH ALL CARE IS TAKEN IN THE PREPARATION OF THIS ARTWORK, FINAL RESPONSIBILITY RESTS WITH YOU THE CLIENT.

CHECKING NOTE FOR BREVILLE GROUP **SIGNED OFF BY MARKETING** **SIGNED OFF BY ENGINEERING**

Please be sure to check the entire artwork carefully, including:

- Graphics that relate to engineering issues, such as calibration and functionality of (but not limited to) switches, LED lights, dials, jugs and vessels, etc.
- Naming and descriptor text, such as wattage graphics, appropriate description, etc.
- Colour specification that relate to engineering issues, such as identifying materials to confirm if parts can be sprayed or moulded to match our swatch, and whether shared tooling will restrict individual parts being moulded to match our swatch, etc.

GRAPHICS NOTE FOR FACTORY

Factory must use our film, and must not recreate artwork. Factory samples will not be approved if graphics do not match our artwork. Fonts must be the same as our artwork, and can not be substituted for other fonts. We will supply film page in digital copy, in EPS and PDF format. If factory requires film in another format, please advise. If factory can not use digital film, please advise and we will forward hard copy via courier.

All graphics specified in this artwork must pass the following adhesion tests:

1. With the graphics in place on the product, scratch firmly with a finger nail with an inward action. There should be no sign of damage to the markings.
2. After test 1, a length of scotch brand tape is to be firmly stuck over the graphics, and rubbed down to ensure maximum adhesion of the tape. Pull away from the surface at 90° at a constant rate. There should not be any evidence of the graphic stuck to the tape.
3. After test 2, rub for 15 seconds by hand with a piece of cloth soaked in water, and again for 15 seconds with a piece of cloth soaked in petroleum spirit (hexane). After this test, check that markings are easily legible, and that the graphics cannot be easily removed and show no signs of becoming detached from the surface to which they are applied.
4. If used for frying/cooking, ink used on this product must be able to withstand the operating temperature and not dissolved by oil.

RESTRICTED & CONFIDENTIAL

This drawing and all information shown hereon are the exclusive property of HWI Electrical, and are submitted only on a confidential basis. The recipient agrees not to reproduce the drawing, to return it upon request, and that no disclosure of the drawing or the information shown hereon will be made to a third party without prior written consent from HWI Electrical.

PRODUCT GRAPHICS ARTWORK

ISSUE	BM0870-GRT-2019-V2
JOB	115-01-0213
DATE	TBA 19
A4	NOT TO SCALE

RETURN TO BREVILLE PTY LTD
 HEAD OFFICE
 Breville Building, Sydney Corporate Park
 Suite 2, 170-180 Bourke Road
 NSW, 2016
 SYDNEY, AUSTRALIA

1A

WARNING:

- Disconnect appliance before servicing. Removal of enclosure with product energized may expose serviceman to hazardous high-voltage potentials.
- To ensure continued protection against shock hazard, connect to properly grounded outlets only.
- Certain internal parts are intentionally not grounded and may present a risk of electrical shock only during service, service personnel. Do not contact the internal electrical parts while the appliance is energized: Fan Motor and Turntable Motor.
- Not for build-in installation.
- Risk of electric shock. Non-removable fasteners are provided because of internal high voltages. Do not remove fasteners.
- Not for commercial use.
- DO NOT ATTEMPT TO OPERATE THIS MICROWAVE OVEN WITH:
 - (A) OBJECT CAUGHT IN DOOR
 - (B) DOOR THAT DOES NOT CLOSE PROPERLY
 - (C) DAMAGED DOOR HINGE, LATCH OR SEALING SURFACE

Breville Energy Verified Rendement Énergétique Vérifié

Microwave Oven (Household) Model BM0870 BSS
Power Input 120V ~ 60Hz 1400W
 Microwave Input Power: 1200W
 Microwave Output Power: 1100W
 Single phase with grounding Output Frequency: 2450MHz
 This device complies with DHS Radiation Performance Standards 21 CFR Subchapter J.

Designed and engineered in Australia by Breville.
 Made in China. Fabrique en Chine.
 For assistance, visit Pour toute assistance, visitez www.Breville.com
Customer Service:
 USA 1-866-273-8455 CAN 1-855-683-3535

CAUTION:


This device is to be serviced only by properly qualified service personnel. Consult the service manual for proper service procedures to assure continued compliance with the federal performance standard for microwave ovens and for precautions to be taken to avoid possible exposure to excessive microwave energy.

Manufactured Date/Date de Fabrication: July 2019
 Made in Shunde, China.
 Fabrique in Shunde, China.
 FCC ID: 2A00B0870

 Listed E364805

USC - BSS
 Match to Black
 This graphic has bleed

2A



Knifeline Only
 DO NOT PRINT

REFERENCE LINE ONLY

Graphic is actual size when this line measures 120 mm

NOTE: These graphics must pass all the adhesion tests outlined on Sheet 1 of this artwork.

RESTRICTED & CONFIDENTIAL

This drawing and all information shown hereon are the exclusive property of HWI Electrical, and are submitted only on a confidential basis. The recipient agrees not to reproduce the drawing, to return it upon request, and that no disclosure of the drawing or the information shown hereon will be made to a third party without prior written consent from HWI Electrical.

PRODUCT GRAPHICS ARTWORK

ISSUE	BM0870-GRT-2019-V2	A4	NOT TO SCALE
JOB	115-01-0213		
DATE	TBA 19		

RETURN TO BREVILLE PTY LTD
 HEAD OFFICE
 Breville Building, Sydney Corporate Park
 Suite 2, 170-180 Bourke Road
 NSW, 2016
 SYDNEY, AUSTRALIA

1B



AVERTISSEMENT:

- Débrancher l'appareil avant de le faire réparer.
- Le retrait du boîtier d'un appareil sous tension peut exposer le réparateur à un danger potentiel de haute tension.
- Pour assurer une protection continue contre les chocs électriques, brancher l'appareil uniquement dans une prise de courant correctement reliée à la terre.
- Certaines pièces internes sont délibérément non reliées à la terre et peuvent présenter un risque de chocs électriques durant les réparations qui doivent être effectuées par un technicien qualifié seulement. Ne pas toucher les pièces suivantes pendant que l'appareil est sous tension: le moteur du ventilateur et le moteur du plateau tournant.



ATTENTION:
Les réparations de cet appareil doivent être effectuées exclusivement par un technicien dûment qualifié. Consultez le livret d'instructions pour connaître les procédures d'entretien adéquates, vous assurer qu'elles sont conformes aux normes fédérales de performance pour les fours à micro-ondes et prendre les précautions contre le risque d'exposition à l'énergie excessive des micro-ondes.

THIS ISM APPARATUS MEETS ALL REQUIREMENTS OF THE CANADIAN INTERFERENCE CAUSING EQUIPMENT REGULATIONS. CE GÉNÉRATEUR DE FRÉQUENCE RADIO ISM RESPECTE TOUTES LES EXIGENCES DU RÈGLEMENT SUR LE MATÉRIEL BROUILLEUR CANADA. NMB-1



USC - BSS
PRINT FIRST
(FRENCH)
Match to Black
This graphic has bleed

2B



CAUTION MICROWAVES.
ATTENTION MICRO-ONDES.
PN: XXXXXXXXXXXXX



USC - BSS
PRINT SECOND
(FRENCH)
Match to PMS185

REFERENCE LINE ONLY

Graphic is actual size when this line measures 120 mm

RESTRICTED & CONFIDENTIAL

This drawing and all information shown hereon are the exclusive property of HWI Electrical, and are submitted only on a confidential basis. The recipient agrees not to reproduce the drawing, to return it upon request, and that no disclosure of the drawing or the information shown hereon will be made to a third party without prior written consent from HWI Electrical.

PRODUCT GRAPHICS ARTWORK


ISSUE	BM0870-GRT-2019-V2
JOB	115-01-0213
DATE	TBA 19
A4	NOT TO SCALE

RETURN TO BREVILLE PTY LTD
HEAD OFFICE
Breville Building, Sydney Corporate Park
Suite 2, 170-180 Bourke Road
NSW, 2016
SYDNEY, AUSTRALIA

3B



Knifeline Only
DO NOT PRINT



REFERENCE LINE ONLY

Graphic is actual size when this line measures 120 mm

RESTRICTED & CONFIDENTIAL

This drawing and all information shown hereon are the exclusive property of HWI Electrical, and are submitted only on a confidential basis. The recipient agrees not to reproduce the drawing, to return it upon request, and that no disclosure of the drawing or the information shown hereon will be made to a third party without prior written consent from HWI Electrical.

PRODUCT GRAPHICS ARTWORK

ISSUE	BM0870-GRT-2019-V2
JOB	115-01-0213
DATE	TBA 19
A4	NOT TO SCALE

RETURN TO BREVILLE PTY LTD
HEAD OFFICE
Breville Building, Sydney Corporate Park
Suite 2, 170-180 Bourke Road
NSW, 2016
SYDNEY, AUSTRALIA

USC

CAUTION:

This device is to be serviced only by properly qualified service personnel. Consult the service manual for proper service procedures to assure continued compliance with the federal performance standard for microwave ovens and for precautions to be taken to avoid possible exposure to excessive microwave energy.

Manufactured Date/Date de Fabrication: July 2019
Made in Shunde, China.
Fabriqué in Shunde, China.
FCC ID: 2AA0DBM0870

Breville

Energy Verified
Rendement
Énergétique Vérifié

Microwave Oven (Household) Model BM0870 BSS

Power Input 120V ~ 60Hz 1400W
Microwave Input Power: 1200W
Microwave Output Power: 1100W
Single phase with grounding Output Frequency: 2450MHz
This device complies with DHHS Radiation Performance Standards 21 CFR Subchapter J.

Designed and engineered in Australia by Breville.
Made in China. Fabriqué en Chine.
For assistance, visit Pour toute assistance, visitez www.Breville.com
Customer Service: **YYWW**
USA 1-866-273-8455 CAN 1-855-683-3535

WARNING:

- Disconnect appliance before servicing.
- Removal of enclosure with product energized may expose serviceman to hazardous high-voltage potentials.
- To ensure continued protection against shock hazard, connect to properly grounded outlets only.
- Certain internal parts are intentionally not grounded and may present a risk of electrical shock only during service, service personnel. Do not contact the internal electrical parts while the appliance is energized: Fan Motor and Turntable Motor.

48mm

YY: Denotes last two digits of the year (eg, 10 = 2010)

WW: Denotes week number (eg, 25 = week 25)

200mm

MAKE SURE "YYWW" IS DELETED FROM ACTUAL FILM ABOVE

"PN" number confined to this location. Number to be updated by Miridea.

ATTENTION:

Les réparations de cet appareil doivent être effectuées exclusivement par un technicien dûment qualifié. Consultez le livret d'instructions pour connaître les procédures d'entretien adéquates, vous assurer qu'elles sont conformes aux normes fédérales de performance pour les fours à micro-ondes et prendre les précautions contre le risque d'exposition à l'énergie excessive des micro-ondes.

CAUTION MICROWAVES.
ATTENTION MICRO-ONDES.
PN: XXXXXXXXXXXXX


THIS ISM APPARATUS MEETS ALL REQUIREMENTS OF THE CANADIAN INTERFERENCE CAUSING EQUIPMENT REGULATIONS. CE GÉNÉRATEUR DE FRÉQUENCE RADIO ISM RÉSPECTE TOUTES LES EXIGENCES DU RÈGLEMENT SUR LE MATÉRIEL BRUIILLEUR CANADA.
CAN ICES-1
MMB-1

AVERTISSEMENT:

- Débrancher l'appareil avant de le faire réparer.
- Le retrait du boîtier d'un appareil sous tension peut exposer le réparateur à un danger potentiel de haute tension.
- Pour assurer une protection continue contre les chocs électriques, brancher l'appareil uniquement dans une prise de courant correctement reliée à la terre.
- Certaines pièces internes sont délibérément non reliées à la terre et peuvent présenter un risque de chocs électriques durant les réparations qui doivent être effectuées par un technicien qualifié seulement. Ne pas toucher les pièces suivantes pendant que l'appareil est sous tension : le moteur du ventilateur et le moteur du plateau tournant.

40mm

200mm



STICKER RATING: REFERENCE ONLY

- Sticker base to be matt silver foil (not plasticized paper)
- Sticker to be permanent self-adhesive
- Sticker to be heat resistant
- Light grey background represents foil showing through (DO NOT PRINT GREY BACKGROUND)

NOTE: These graphics must pass all the adhesion tests outlined on Sheet 1 of this artwork.


RESTRICTED & CONFIDENTIAL

This drawing and all information shown hereon are the exclusive property of HWI Electrical, and are submitted only on a confidential basis. The recipient agrees not to reproduce the drawing, to return it upon request, and that no disclosure of the drawing or the information shown hereon will be made to a third party without prior written consent from HWI Electrical.

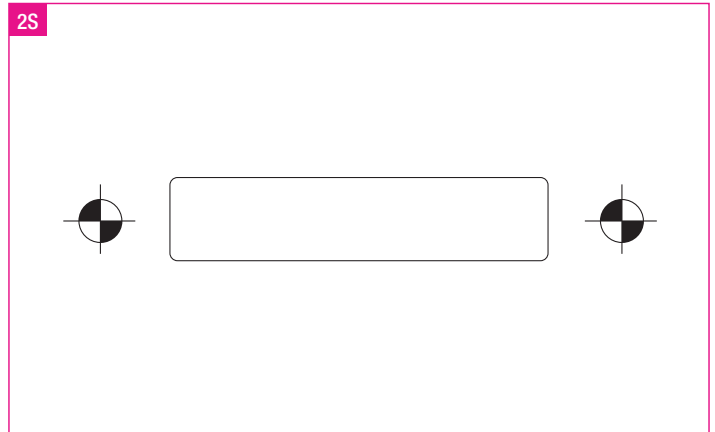
PRODUCT GRAPHICS ARTWORK

ISSUE	BM0870-GRT-2019-V2
JOB	115-01-0213
DATE	TBA 19
A4	
NOT TO SCALE	

RETURN TO BREVILLE PTY LTD
 HEAD OFFICE
 Breville Building, Sydney Corporate Park
 Suite 2, 170-180 Bourke Road
 NSW, 2016
 SYDNEY, AUSTRALIA



All Variations
 Text Font: Helvetica Neue Bold Condensed
 Number Font: ORCB Medium



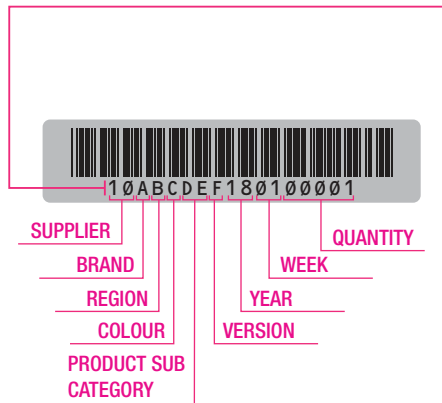
All Variations
 Knifeline - Do not print

Factory to ensure that each barcode and serial number is unique.



FACTORY TO USE STRIKE-THROUGH ZERO (AS SHOWN HERE) TO IDENTIFY IT AS A NUMBER, RATHER THAN A LETTER. AN EXAMPLE OF THE REQUIRED ZERO IS SHOWN BELOW.

10ABCDEF180100001



Factory to refer to the Giftbox Positional, Shipper Positional and Product Graphics for all instances of this sticker. This will be supplied when each product artwork is issued to the factory.

STICKER RATING: REFERENCE ONLY

- Sticker base to be matt silver foil (not plasticized paper)
- Sticker to be permanent self-adhesive
- Sticker to be heat resistant
- Light grey background represents foil showing through (DO NOT PRINT GREY BACKGROUND)

REFERENCE ONLY: NOT TO SCALE

NOTE: These graphics must pass all the adhesion tests outlined on Sheet 1 of this artwork.

RESTRICTED & CONFIDENTIAL

This drawing and all information shown hereon are the exclusive property of HWI Electrical, and are submitted only on a confidential basis. The recipient agrees not to reproduce the drawing, to return it upon request, and that no disclosure of the drawing or the information shown hereon will be made to a third party without prior written consent from HWI Electrical.

PRODUCT GRAPHICS ARTWORK

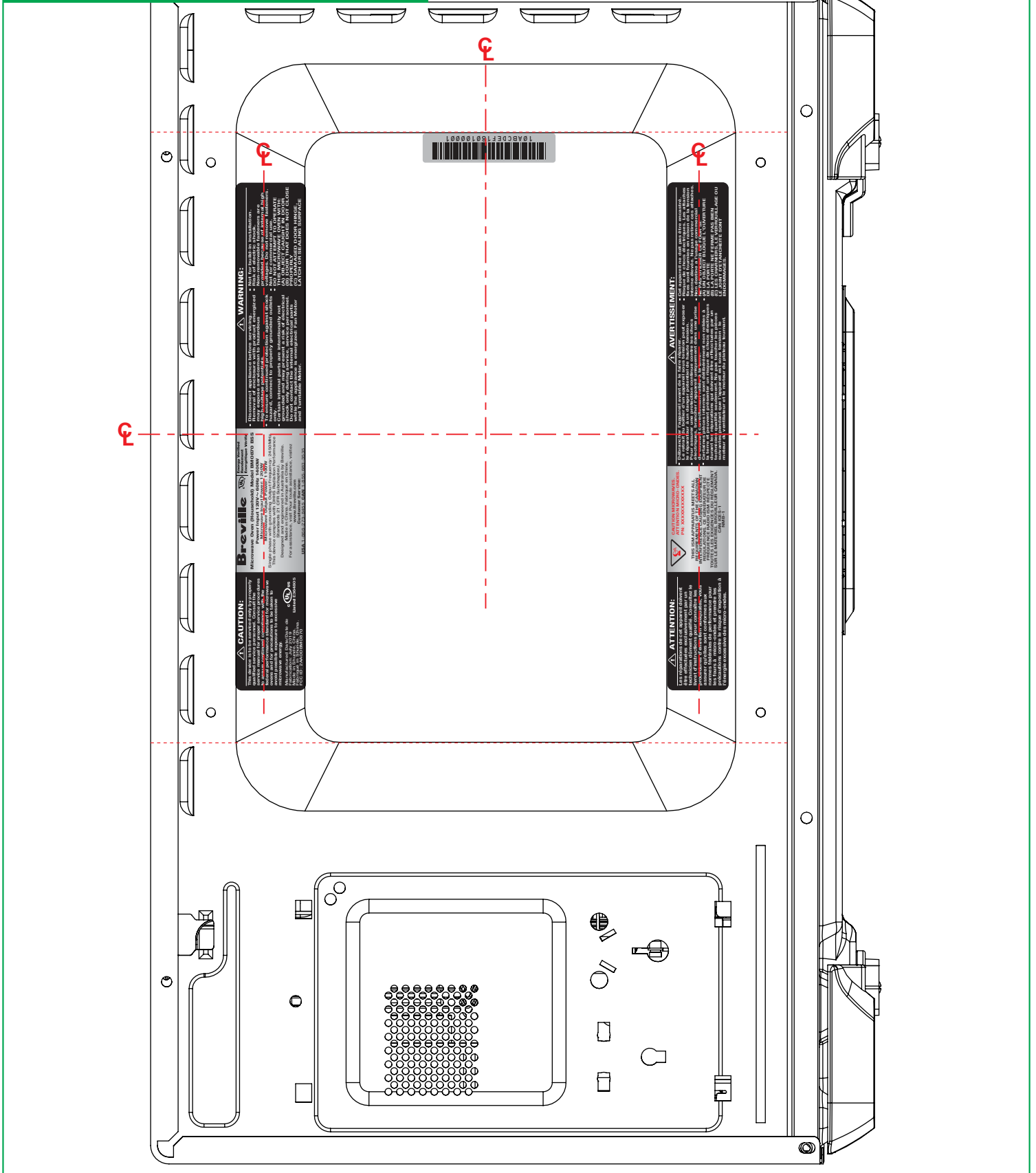
ISSUE	BM0870-GRT-2019-V2
JOB	115-01-0213
DATE	TBA 19

A4
NOT TO SCALE

RETURN TO BREVILLE PTY LTD

HEAD OFFICE
 Breville Building, Sydney Corporate Park
 Suite 2, 170-180 Bourke Road
 NSW, 2016
 SYDNEY, AUSTRALIA

USC - Rating and Serial Sticker Positional



REFERENCE ONLY: NOT TO SCALE

RESTRICTED & CONFIDENTIAL

This drawing and all information shown hereon are the exclusive property of HWI Electrical, and are submitted only on a confidential basis. The recipient agrees not to reproduce the drawing, to return it upon request, and that no disclosure of the drawing or the information shown hereon will be made to a third party without prior written consent from HWI Electrical.

PRODUCT GRAPHICS ARTWORK

ISSUE	BM0870-GRT-2019-V2	A4
JOB	115-01-0213	
DATE	TBA 19	

NOT TO SCALE

RETURN TO BREVILLE PTY LTD
 HEAD OFFICE
 Breville Building, Sydney Corporate Park
 Suite 2, 170-180 Bourke Road
 NSW, 2018
 SYDNEY, AUSTRALIA

FOR CANADIAN ORDERS ONLY

Please include French Translation Sticker Sheet with Instruction Booklet and Warranty Card.



**KNIFE
DO NOT
PRINT**



- Sticker to be matt silver foil (not plasticised paper)
- Sticker to be permanent self-adhesive
- Sticker to be heat resistant

140.0mm

Breville BM0870 - USC - The Combi Wave 3 in 1
*Autocollants de traduction de produits.
 Coller sur les graphiques anglais.*

TEMPS
Sélection



Un Peu Plus



Favori



Réchaud



Verrou enfant



Choco fondu

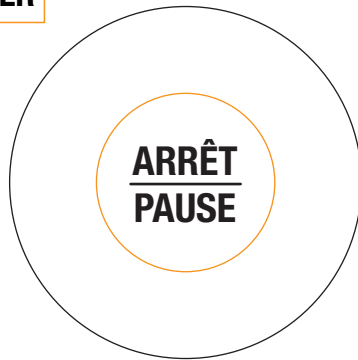


Unités



Beurre ramolli

AJUSTER



Arrêt Plateau



Régler horloge



Popcorn

MENU RAPIDE



SON



Gril



BIP VOLUME



MUET

150mm

REFERENCE LINE ONLY

Graphic is actual size when this line measures 120 mm

NOTE: These graphics must pass all the adhesion tests outlined on Sheet 1 of this artwork.

RESTRICTED & CONFIDENTIAL

This drawing and all information shown hereon are the exclusive property of HWI Electrical, and are submitted only on a confidential basis. The recipient agrees not to reproduce the drawing, to return it upon request, and that no disclosure of the drawing or the information shown hereon will be made to a third party without prior written consent from HWI Electrical.

PRODUCT GRAPHICS ARTWORK

ISSUE	BM0870-GRT-2019-V2
JOB	115-01-0213 A4
DATE	TBA 19 NOT TO SCALE


RETURN TO BREVILLE PTY LTD
 HEAD OFFICE
 Breville Building, Sydney Corporate Park
 Suite 2, 170-180 Bourke Road
 NSW, 2016
 SYDNEY, AUSTRALIA

FOR CANADIAN ORDERS ONLY

Please include French Translation Sticker Sheet with Instruction Booklet and Warranty Card.



**KNIFE
DO NOT
PRINT**



- Sticker to be matt silver foil (not plasticised paper)
- Sticker to be permanent self-adhesive
- Sticker to be heat resistant

140.0mm

Breville **BM0870 - USC - The Combi Wave 3 in 1**
*Autocollants de traduction de produits.
 Coller sur les graphiques anglais.*

Instructions & trucs

TASSES

**PLAT À
CROUSTILLER**

Certaines fonctions vous inviteront à déplier les pieds.



COMBO RAPIDE

Poulet rôti 4,5 lb - 1 hre à 400°F
 Filet bœuf 1,5 lb - 30 min à 400°F
 Patate au four 9 po - 1 hre à 400°F



FRISER À AIR CHAUD

Frites 8 oz - 30 min à 400°F
 Ailes poulet 12 oz - 20 min à 400°F
 Rouleau impérial 12 oz - 15 min à 400°F

Ne retirez pas le couvercle du guide ondes de la cavité.

COMBO RAPIDE	ÉTAT CONGELÉ	FRISER À AIR CHAUD
FOUR	MICRO-ONDES	MENU ALIMENTS

150mm

REFERENCE LINE ONLY

Graphic is actual size when this line measures 120 mm

NOTE: These graphics must pass all the adhesion tests outlined on Sheet 1 of this artwork.

RESTRICTED & CONFIDENTIAL

This drawing and all information shown hereon are the exclusive property of HWI Electrical, and are submitted only on a confidential basis. The recipient agrees not to reproduce the drawing, to return it upon request, and that no disclosure of the drawing or the information shown hereon will be made to a third party without prior written consent from HWI Electrical.

PRODUCT GRAPHICS ARTWORK

ISSUE	BM0870-GRT-2019-V2
JOB	115-01-0213
DATE	TBA 19
A4	NOT TO SCALE

RETURN TO BREVILLE PTY LTD
 HEAD OFFICE
 Breville Building, Sydney Corporate Park
 Suite 2, 170-180 Bourke Road
 NSW, 2016
 SYDNEY, AUSTRALIA