



**Electro Magnetic Compatibility Test Report**  
**Regarding the CE Mark and the**  
**Australia / New Zealand Compliance of the**  
**Aleph Objects**  
**TAZ PRO 3D Printer**

**In Accordance with the Information Technology Standards**  
**AS/NZS CISPR 24, AS/NZS CISPR 32 and EN 55024, EN 55032,**  
**EN 61000-3-2, EN 61000-3-3 for Emissions, Class B for home use**

**Report Revision History**

Revision	Date	Reason
1.0	31 March 2019	Initial Release
1.1	12 April 2019	Administrative corrections

Test Specification: CISPR 24, 32  
Model Name of EUT: TAZ PRO  
Manufacturer: Aleph Objects Inc.

Prepared by EMI Test Lab - EmiTestLab.com

Revision 1.1

# EMI Test Lab LLC



Electro Magnetic Interference Testing  
EmiTestLab.com

## Description of Equipment Under Test (EUT)

Test Item : TAZ PRO 3D Printer  
Manufacturer : Aleph Objects, Inc.

## Manufacturer's information

Manufacturers  
Representative : Mark Pelletier - Engineer  
Company : Aleph Objects, Inc.  
Address : 626 West 66<sup>th</sup> Street  
Loveland, Colorado 80538  
U.S.A.  
Website : <https://www.alephobjects.com/index.html>

## Tests Performed at

Address : EMI Test Lab LLC  
1822 Skyway Drive Unit J  
Longmont, Colorado 80504  
U.S.A  
Website : <http://www.emitestlab.com/>

## Test Specifications

: EN 55024, EN 55032, CISPR 24,  
CISPR 32, AS/NZS CISPR 24 and 32, All Class B emissions  
Tests completed : 20 Feb 2019

**Result of Testing : The EUT is in Compliance with EN 61000-3-2, EN 61000-3-3**

**EN 55024:2010+A1:2015, EN 55032:2015,**  
**CISPR 24:2015, CISPR 32:2015, Class B**  
**AS/NZS CISPR 24:2013, AS/NZS CISPR 32:2015**

Senior EMC Engineer : Dennis King

Report written by : Dennis King – EMI Test Lab  
Test Plan : Dennis King and Mark Pelletier for Aleph Objects  
Report date : 31 March 2019

**These test results relate only to the specific unit that was tested. A periodic production audit to verify continued compliance is recommended.**

Test Specification: CISPR 24, 32  
Model Name of EUT: TAZ PRO  
Manufacturer: Aleph Objects Inc.

Prepared by EMI Test Lab - EMITestLab.com

Revision 1.1



**Table of Contents**

1. General Test Information.....page 4  
    1.1. Applied Standards  
    1.2. Detailed description of test configuration, input and output ports  
        1.2.1. Description of test configuration  
        1.2.2. Description of input and output ports and power supply information  
        1.2.3. Operating modes

2. Emissions.....page 9  
    2.1. AC Mains conducted emissions  
    2.2. Enclosure radiated emissions  
        2.2.1. 30-1,000 MHz  
        2.2.2. 1-6 GHz  
    2.3. Harmonic current emissions  
    2.4. Voltage fluctuations and flicker

3. Immunity.....page 25  
    3.1. Performance criteria  
    3.2. Enclosure tests  
        3.2.1. Radio-frequency electromagnetic fields  
        3.2.2. Electrostatic discharge  
        3.2.3. RF common mode on signal and telecom ports  
        3.2.4. Fast transients on signal and telecom ports  
    3.3. AC power port tests  
        3.3.1. Radio-frequency immunity, common mode  
        3.3.2. Surges  
        3.3.3. Fast Transients, common mode  
        3.3.4. Voltage Dips and Interruptions  
        3.3.5. Power Frequency Magnetic Fields

4. Modifications .....page 55

5. Test equipment.....page 56

6. Measurement Uncertainty.....page 58

7. Test Plan .....page 60

8. Conclusion .....page 61



## 1 General

### 1.1 Applied Standards

The Aleph TAZ PRO 3D Printer was evaluated for emissions using the international standards CISPR 32:2015, the EU European standards EN 55032:2015 and Australia's standard AS/NZS CISPR 32:2015.

Immunity standards applied are the international standards CISPR 24:2015, the EU European standard EN 55024:2010+A1:2015 and Australia's standard AS/NZS CISPR 24:2013.

CISPR are the international standards, countries across the world adopt the CISPR standards with sometimes minor changes and sometimes with no changes at all. The EU adopts the CISPR standards and adds the prefix "EN". Australia and New Zealand adopt the CISPR standards and adopt the prefix AS/NZS, and so on around the world. North America has harmonized with the CISPR emissions standards but has no requirement for immunity.

### 1.2 Detailed description of the test configuration, input and output ports

The 3D Printer was tested while running test code that simulates a worst case for operation of the printer. The heater bed was on during all the testing.

Test code used is called TEST\_2.gcode

For all test configurations the equipment under test (EUT) is powered by European AC power: 230VAC/50Hz. This voltage also covers Australia and New Zealand. All I/O cables are less than 3 meters.

#### **LulzBot Software:**

The default software for the TAZ PRO 3D printer is called Cura LulzBot Edition. Cura is a Free Software program that both prepares your files for printing (by converting your model into GCODE), and also allows you to control the operation of your LulzBot 3D printer.



**Typical screen shot of software used during emissions and immunity testing.**



**1.2.1 Description of test configuration**

EUT : TAZ PRO 3D Printer  
Manufacturer : Aleph Objects, Inc.  
System model name : TAZ PRO  
Serial Number : KT-PR0050NA-0002  
Test Voltage : 230 VAC 50 Hz

**1.2.2. Description of tested input and output ports and power supply information**

Number of cable type	Type of Cable	From	To	Shielded?	Remarks - length
1	USB	unterminated	TAZ Pro	Yes	6 ft. Tripp Lite model: U023-006 – ferrites on both ends

Power supply location	Manufacturer	Model	Serial number	Shielded	Remarks
Internal AC supply	Meanwell	RSP-500-24	Not available	Shielded enclosure	UL and TUV Rheinland Certified – Output; 24V 21A



*EMI Test Lab LLC*

**Electro Magnetic Interference Testing**  
**EmiTestLab.com**

### **1.2.3 Operation modes**

During preliminary testing for emissions it was determined that the following configurations are worst case for emissions and immunity. All further testing was done in these modes.

The 3D Printer was tested while running test code that continuously moves the print heads and heats the heater bed.

*EMI Test Lab LLC*

Electro Magnetic Interference Testing  
EmiTestLab.com



### The TAZ PRO – 3D Printer

<https://www.lulzbot.com/store/printers/lulzbot-taz-pro>

Test Specification: CISPR 24, 32  
Model Name of EUT: TAZ PRO  
Manufacturer: Aleph Objects Inc.

Prepared by EMI Test Lab - EMITestLab.com

Revision 1.1





## **2 Emissions**

The EUT (equipment under test) has been tested to determine conformity with the relevant emissions parts of EN 55032:2015, CISPR 32, and AS/NZS 32:2015.

AC Power line conducted and radiated field strength measurements concerning the emission of radiated and conducted electromagnetic disturbances were made.

Harmonic currents at the AC mains connection terminals of the EUT were measured in conformance with and according to EN 61000-3-2:2014.


Voltage fluctuations and flicker at the AC mains connection terminals of the EUT were measured in conformance with and according to EN 61000-3-3:2013.



**2.1 AC Mains Power Input Ports**

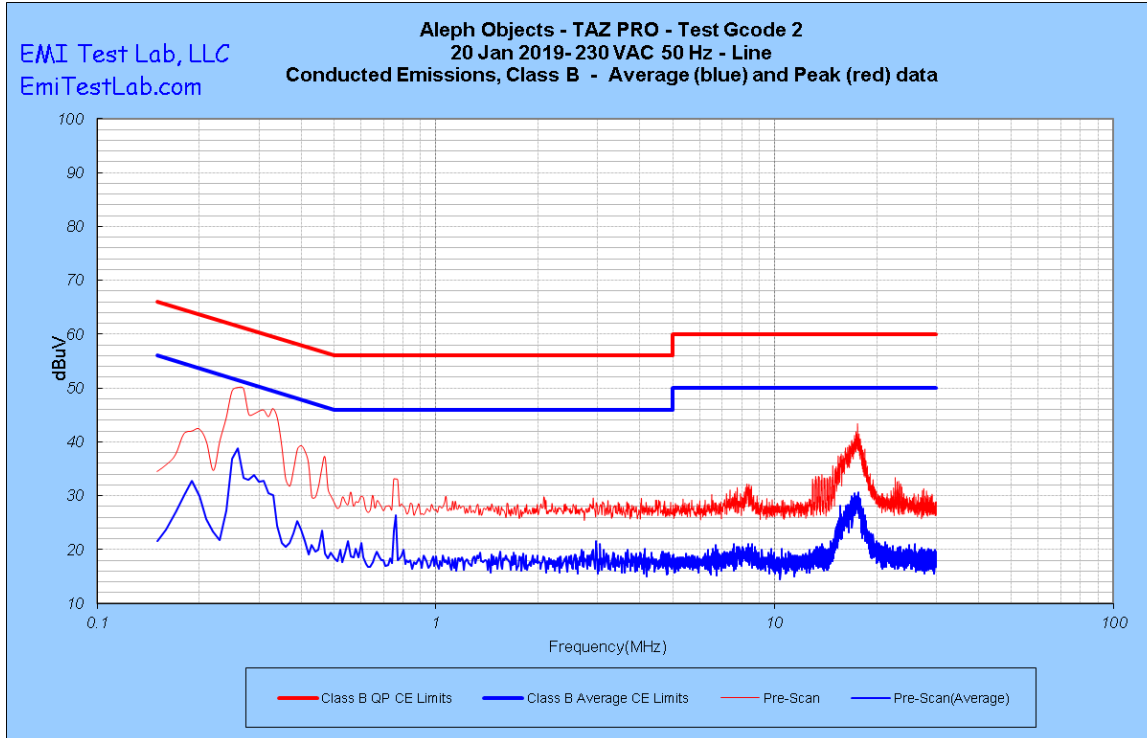
The disturbance voltage emissions levels at the AC mains power port of the EUT were measured in conformity with and according to the criteria as stated below.

Basic standard	:	CISPR 32:2015
Test setup	:	EN 55032, AS/NZS CISOR 32
Frequency range 1	:	0.15 – 0.5 MHz
Limit	:	66 dBuV quasi peak, 56 dBuV average Decreasing with the log of frequency to range 2
Frequency range 2	:	0.5 – 5 MHz
Limit	:	56 dBuV quasi peak, 46 dBuV average
Frequency range 3	:	5 – 30 MHz
Limit	:	60 dBuV quasi peak, 50 dBuV average

Results of the measurements concerning the emissions of voltage levels at the AC mains input port of the EUT.	<b><u>PASS Class B</u></b>
Name of Test Engineer:	Dennis King
Signature:	
Date:	20 Feb 2019
Remarks: The configuration was tested at 230 VAC 50Hz. <b><u>Conducted Emission Summary:</u></b> Passing.	



**230 VAC 50 Hz – Line and Neutral – Peak passing Quasi peak limit – Average data passing the average limit**

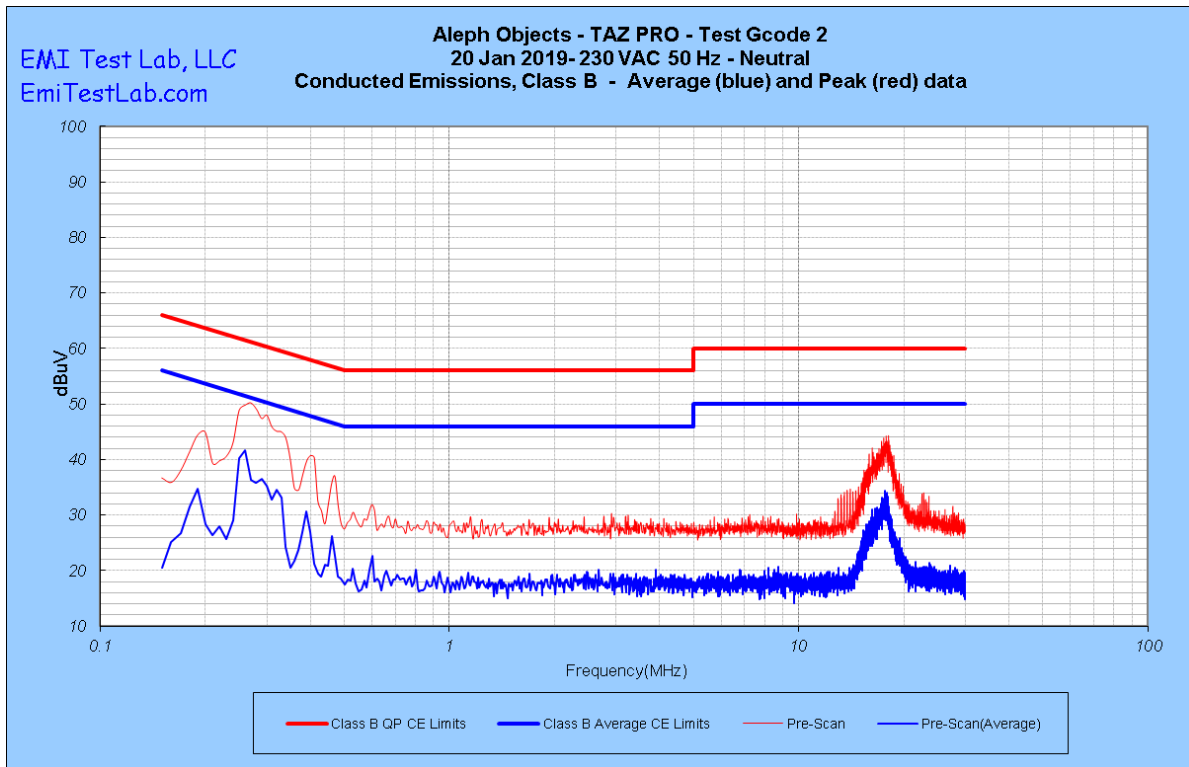




EMI Test Lab LLC

Electro Magnetic Interference Testing  
EmiTestLab.com


**230 VAC 50 Hz – Line and Neutral – Peak passing Quasi peak limit – Average data passing the average limit**



Test Specification: CISPR 24, 32  
Model Name of EUT: TAZ PRO  
Manufacturer: Aleph Objects Inc.

Prepared by EMI Test Lab - EMITestLab.com

Revision 1.1



**Test setup for Conducted Emissions**



## EMI Test Lab LLC


Electro Magnetic Interference Testing  
EmiTestLab.com

### 2.2 Enclosure

#### 2.2.1 30-1,000 MHz

The radiated field strength levels (electric component) have been measured in conformity with and according to the criteria as stated below.

Basic standard	:	CISPR 32:2015
Test setup	:	EN 55032, AS/NZS CISPR 32
Limit distance	:	3 meters
Frequency range 1	:	30 -230 MHz
Limits	:	40 dBuV/m
Frequency range 2	:	230 – 1,000 MHz
Limits	:	47 dBuV/m

Results of the measurements concerning radiated electromagnetic fields (electric component) emitted by the EUT, enclosure, as a tested system	<b><u>PASS Class B</u></b>
Name of Test Engineer:	Dennis King
Signature:	
Date:	18 Feb 2019
Remarks: <b><u>Radiated Emissions Summary:</u></b> Passing Class B for Home and Commercial use.	

Test Specification: CISPR 24, 32  
Model Name of EUT: TAZ PRO  
Manufacturer: Aleph Objects Inc.

Prepared by EMI Test Lab - EMITestLab.com

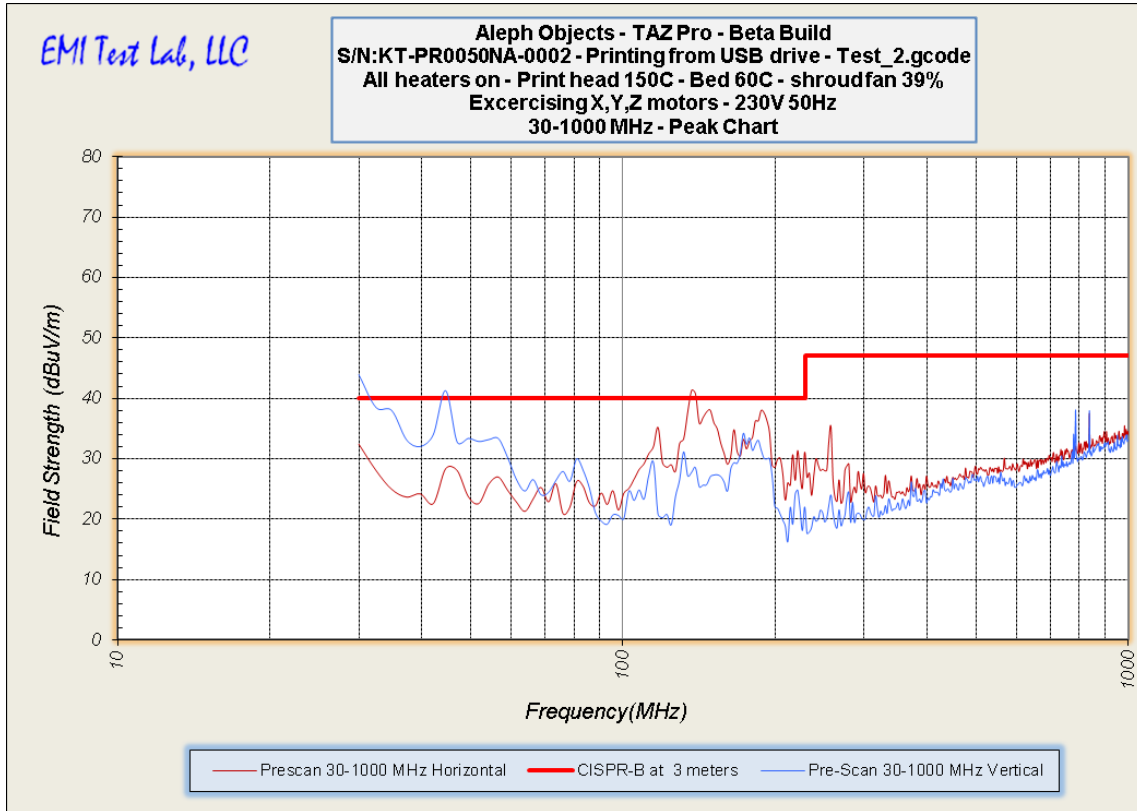
Revision 1.1



EMI Test Lab LLC

Electro Magnetic Interference Testing  
EmiTestLab.com

Peak data compared to a quasi peak limit – see the next chart for the passing quasi peak data



Test Specification: CISPR 24, 32  
Model Name of EUT: TAZ PRO  
Manufacturer: Aleph Objects Inc.

Prepared by EMI Test Lab - EMITestLab.com

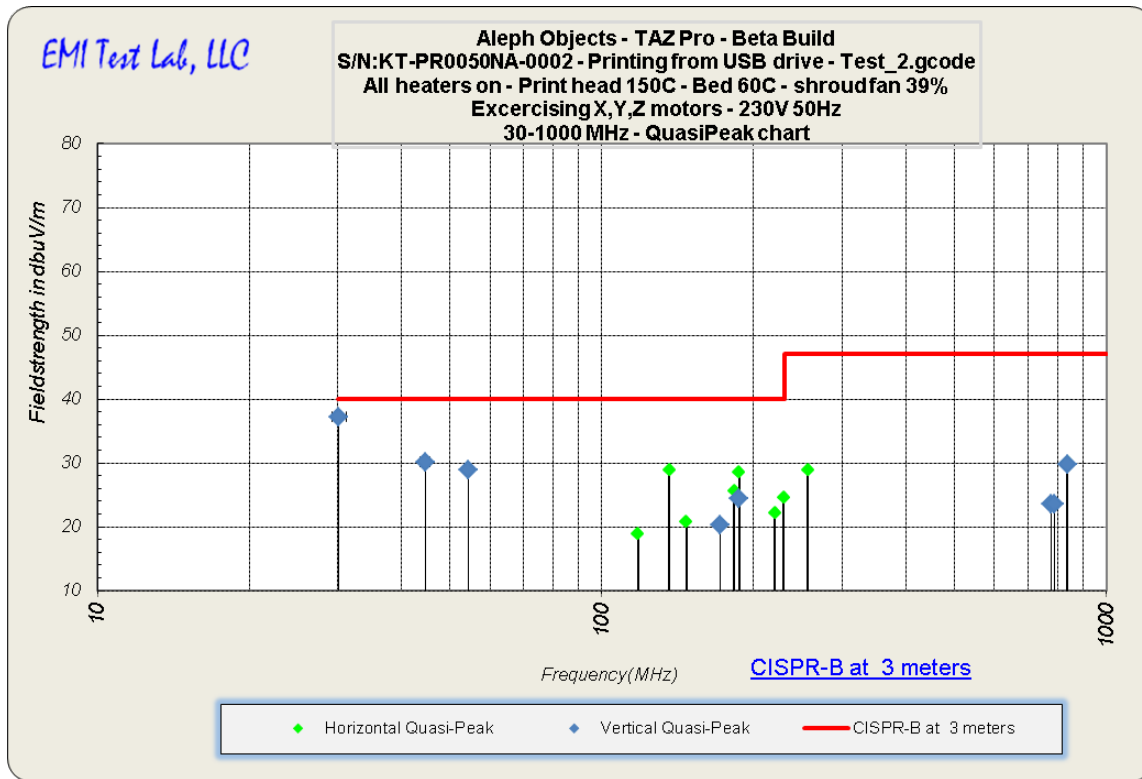
Revision 1.1



EMI Test Lab LLC

Electro Magnetic Interference Testing  
EmiTestLab.com

### Passing Quasi peak data compared to the quasi peak limit



Test Specification: CISPR 24, 32  
Model Name of EUT: TAZ PRO  
Manufacturer: Aleph Objects Inc.

Prepared by EMI Test Lab - EMITestLab.com

Revision 1.1





**EMI Test Lab LLC**

**Electro Magnetic Interference Testing**  
**EmiTestLab.com**

**Quasi peak data**

EMI Test Lab						Sheet4
Frequency	Field Strength EUT	Limit	Azimuth	Height	Antenna Polarization	Delta from the Limit
<i>(MHz)</i>	<i>(dBuV/m)</i>	<i>(dBuV/m)</i>	<i>Degrees</i>	<i>meters</i>	<i>H or V</i>	<i>dB micro volts</i>
836.75	29.78	47	76.0	1.4	V	-17.22
30.08	37.27	40	156.0	1.4	V	-2.73
30.14	37.22	40	156.0	1.4	V	-2.78
54.30	28.95	40	176.0	1.4	V	-11.05
186.86	24.37	40	188.0	1.4	V	-15.63
44.71	30.18	40	192.0	1.4	V	-9.82
778.08	23.53	47	220.0	1.4	V	-23.47
787.49	23.62	47	248.0	1.4	V	-23.38
171.68	20.24	40	336.0	1.4	V	-19.76
229.09	24.57	40	4.0	1.4	H	-15.43
836.81	30.17	47	76.0	1.4	H	-16.83
135.98	28.89	40	152.0	1.4	H	-11.11
256.33	28.95	47	156.0	1.4	H	-18.05
187.26	28.56	40	168.0	1.4	H	-11.44
118.03	18.94	40	188.0	1.4	H	-21.06
183.08	25.70	40	208.0	1.4	H	-14.3
220.33	22.22	40	220.0	1.4	H	-17.78
147.01	20.86	40	280.0	1.4	H	-19.14

Test Specification: CISPR 24, 32  
 Model Name of EUT: TAZ PRO  
 Manufacturer: Aleph Objects Inc.

Prepared by EMI Test Lab - EMITestLab.com


Revision 1.1



**2.2.2 1-6 GHz**

The radiated field strength levels (electric component) have been measured in conformity with and according to the criteria as stated below.

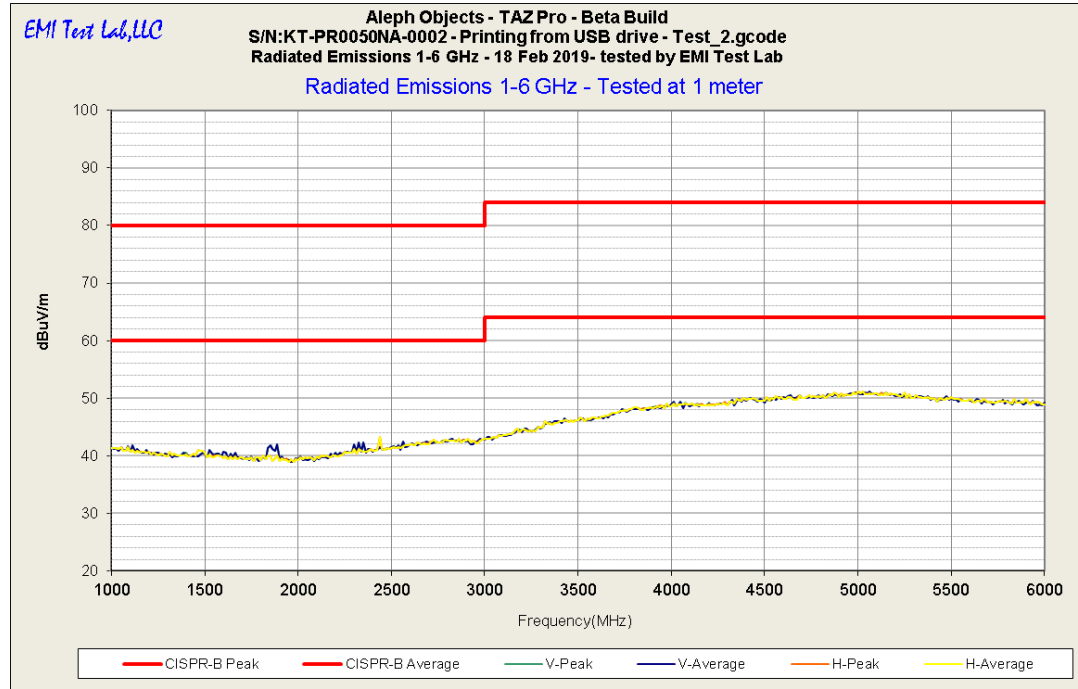
Basic standard	:	CISPR 32:2015
Test setup	:	EN 55032, AS/NZS CISPR 32
Limit distance	:	3 meters
Frequency range 1	:	1-3 GHz
Limits	:	Average 50 dBuV/m, Peak 70 dBuV/m
Frequency range 2	:	3-6 GHz
Limits	:	Average 54 dBuV/m, Peak 74 dBuV/m

Results of the measurements concerning radiated electromagnetic fields (electric component) emitted by the EUT, enclosure, as a tested system	<b><u>Pass</u></b>
Name of Test Engineer:	Dennis King
Signature:	
Date:	18 Feb 2019
Remarks:	Passing from 1-6 GHz



# EMI Test Lab LLC

Electro Magnetic Interference Testing  
 EmiTestLab.com



### 3 meter test limits

Frequency Range	Class A Limits		Class B Limits	
	FCC <sup>Note 1</sup>	CISPR	FCC	CISPR
1 – 3GHz	Avg 60dBuV/m Pk 80dBuV/m	Avg 56dBuV/m Pk 76dBuV/m	Avg 54dBuV/m Pk 74dBuV/m	Avg 50dBuV/m Pk 70dBuV/m
3 – 6GHz	Avg 60dBuV/m Pk 80dBuV/m	Avg 60dBuV/m Pk 80dBuV/m	Avg 54dBuV/m Pk 74dBuV/m	Avg 54dBuV/m Pk 74dBuV/m
6 – 40 GHz	Avg 60dBuV/m Pk 80dBuV/m	No requirement	Avg 54dBuV/m Pk 74dBuV/m	No requirement <sup>Note 3</sup>

Note 1: The limit above has been extrapolated from 10m (as detailed in FCC rules) to 3m. The 10m limits are 49.5dBuV/m for average and 69.5dBuV/m for peak.  
 Note 2: **Pk** indicates the peak limit and **Avg** indicates the average limit. There are some differences in the specifications for the detectors used to make peak and average measurements between FCC/ANSI and CISPR standards.  
 Note 3: Work is in progress to extend the frequency range to 18 GHz

Test Specification: CISPR 24, 32  
 Model Name of EUT: TAZ PRO  
 Manufacturer: Aleph Objects Inc.

Prepared by EMI Test Lab - EmiTestLab.com

Revision 1.1



*EMI Test Lab LLC*

Electro Magnetic Interference Testing  
EmiTestLab.com



**Test setup for Radiated Emissions**

Test Specification: CISPR 24, 32  
Model Name of EUT: TAZ PRO  
Manufacturer: Aleph Objects Inc.

Prepared by EMI Test Lab - EmiTestLab.com

Revision 1.1



*EMI Test Lab LLC*

Electro Magnetic Interference Testing  
EmiTestLab.com



**Test setup for Radiated Emissions**

Test Specification: CISPR 24, 32  
Model Name of EUT: TAZ PRO  
Manufacturer: Aleph Objects Inc.

Prepared by EMI Test Lab - EmiTestLab.com

Revision 1.1




## EMI Test Lab LLC

Electro Magnetic Interference Testing  
EmiTestLab.com

### 2.3 Harmonic current emissions

The emissions of harmonic currents at the AC mains connection terminals of the EUT were measured in conformance with and according to the criteria as stated below.

Basic standard : EN 61000-3-2:2014  
Test setup : EN 61000-3-2:2014  
Frequency range : 100 Hz – 2000 Hz

Results of the measurements concerning the emission of harmonic currents at the AC mains connection terminals of the EUT	<b><u>PASS per manufacturers data</u></b>
Name of Test Engineer:	Dennis King
Signature:	
Date:	31 March 2019
Remarks:	
The power supply was tested at 230VAC 50Hz.	

Test Specification: CISPR 24, 32  
Model Name of EUT: TAZ PRO  
Manufacturer: Aleph Objects Inc.

Prepared by EMI Test Lab - EMITestLab.com

Revision 1.1




**EMI Test Lab LLC**

**Electro Magnetic Interference Testing**  
**EmiTestLab.com**

## 2.4 Voltage fluctuations and flicker

Voltage fluctuations and flicker at the AC mains connection terminals of the EUT were measured in conformance with and according to the criteria as stated below.

Basic standard : EN 61000-3-3:2013  
Test setup : EN 61000-3-3:2013

Results of the measurements concerning voltage fluctuations and flicker at the AC mains connection terminals of the EUT	<b><u>PASS per manufacturers data</u></b>
Name of Test Engineer:	Dennis King
Signature:	
Date:	31 March 2019
Remarks: The unit was tested at 230VAC 50Hz.	

Test Specification: CISPR 24, 32  
Model Name of EUT: TAZ PRO  
Manufacturer: Aleph Objects Inc.

Prepared by EMI Test Lab - EMITestLab.com

Revision 1.1



500W Single Output with PFC Function

**RSP-500** series



- Features :
- Universal AC input / Full range
- Built-in active PFC function, PF>0.95
- Protections: Short circuit / Overload / Over voltage / Over temperature
- Forced air cooling by built-in DC Fan (Note5)
- 1U low profile 40.5mm
- High efficiency up to 90.5%
- Built-in remote ON-OFF control
- Built-in remote sense function
- LED indicator for power on
- 3 years warranty



**SPECIFICATION**

MODEL	RSP-500-3.3	RSP-500-4	RSP-500-5	RSP-500-12	RSP-500-15	RSP-500-24	RSP-500-27	RSP-500-48	
OUTPUT	DC VOLTAGE	3.3V	4V	5V	12V	15V	24V	27V	48V
	RATED CURRENT	90A	90A	90A	41.7A	33.4A	21A	18.6A	10.5A
	CURRENT RANGE	0 - 90A	0 - 90A	0 - 90A	0 - 41.7A	0 - 33.4A	0 - 21A	0 - 18.6A	0 - 10.5A
	RATED POWER	297W	360W	450W	500.4W	501W	504W	502.2W	504W
	RIPPLE & NOISE (max.) Note.2	120mVp-p	120mVp-p	150mVp-p	150mVp-p	150mVp-p	150mVp-p	150mVp-p	150mVp-p
	VOLTAGE ADJ. RANGE	2.8 - 3.6V	3.6 - 4.3V	4.5 - 5.5V	10 - 13.2V	13.5 - 18V	20 - 26.4V	26 - 30V	41 - 56V
	VOLTAGE TOLERANCE Note.3	±2.0%	±2.0%	±2.0%	±1.0%	±1.0%	±1.0%	±1.0%	±1.0%
	LINE REGULATION	±0.5%	±0.5%	±0.5%	±0.3%	±0.3%	±0.2%	±0.2%	±0.2%
	LOAD REGULATION	±1.0%	±1.0%	±1.0%	±0.5%	±0.5%	±0.5%	±0.5%	±0.5%
	SETUP, RISE TIME	1500ms, 80ms/230VAC 3000ms, 80ms/115VAC at full load							
INPUT	HOLD UP TIME (Typ.)	18ms/230VAC 14ms/115VAC at full load							
	VOLTAGE RANGE Note.4	85 - 264VAC 120 - 370VDC							
	FREQUENCY RANGE	47 - 63Hz							
	POWER FACTOR (Typ.)	PF>0.95/230VAC PF>0.98/115VAC at full load							
	EFFICIENCY (Typ.)	81%	83%	84%	88%	88%	89%	88.5%	90.5%
	AC CURRENT (Typ.)	4.2A/115VAC 2.1A/230VAC 5.3A/115VAC 2.65A/230VAC							
	INRUSH CURRENT (Typ.)	20A/115VAC 40A/230VAC							
PROTECTION	LEAKAGE CURRENT	<2mA / 240VAC							
	OVERLOAD	105 - 130% rated output power Protection type: Constant current limiting, recovers automatically after fault condition is removed							
	OVER VOLTAGE	3.8 - 4.5V 4.5 - 5.3V 5.75 - 6.75V 13.8 - 16.2V 18.8 - 21.8V 27.8 - 32.4V 32.9 - 38.3V 58.4 - 68V Protection type: Shut down o/p voltage, re-power on to recover							
FUNCTION	OVER TEMPERATURE	Shut down o/p voltage, recovers automatically after temperature goes down							
	REMOTE CONTROL	POWER ON: open or 0-0.8VDC between RC+(Pin 4)&RC-(Pin3) on CN100 POWER OFF: 4-10VDC between RC+(Pin 4)&RC-(Pin3) on CN100							
	REMOTE SENSE	Compensate voltage drop on the load wiring up to 0.3V							
	FAN CONTROL (Typ.)	RTH2±50°C±10°C Fan on ; RTH2±40°C±10°C Fan off (Fan always on for 3.3-5V, Fan ON/OFF control for 12-48V)							
ENVIRONMENT	WORKING TEMP.	-30 ~ +70°C (Refer to "Derating Curve")							
	WORKING HUMIDITY	20 - 90% RH non-condensing							
	STORAGE TEMP., HUMIDITY	-40 ~ +85°C, 10 - 95% RH							
SAFETY & EMC (Note 4)	TEMP. COEFFICIENT	±0.03%/°C (0 - 50°C)							
	VIBRATION	10 - 500Hz, 2G 10min./1cycle, 60min. each along X, Y, Z axes							
	SAFETY STANDARDS	UL60950-1, TUV EN60950-1, EAC TP TC 004, CCC GB4943.1, BSMI CNS14336-1 approved							
	WITHSTAND VOLTAGE	I/P-O/P:3KVAC I/P-FG:2KVAC O/P-FG:0.5KVAC							
	ISOLATION RESISTANCE	I/P-O/P, I/P-FG, O/P-FG:100M Ohms / 500VDC / 25°C / 70% RH							
OTHERS	EMC EMISSION	Compliance to EN55032 (CISPR32) Class B, EN61000-3-2-3, EAC TP TC 020, GB/T 9254, CNS13438 Class B							
	EMC IMMUNITY	Compliance to EN61000-4-2, 3, 4, 5, 8, 11, EN55024, EN61000-6-2, EN61204-3 heavy industry level, criteria A, EAC TP TC 020							
	MTBF	187.7K hrs min. MIL-HDBK-217F (25°C)							
	DIMENSION	230*127*40.5mm (L*W*H)							





### 3 Immunity

The EUT has been tested in conformity with the standards EN 55024:2010+A1:2015, CISPR 24:2015 and AS/NZS CISPR 24:2013 (immunity) concerning susceptibility and transient, conducted and radiated disturbances including electrostatic discharges.

#### 3.1 Performance criteria

The general principles (performance criteria) for the evaluation of the immunity test results are given below. The details are in EN 55024:2010+A1:2015, CISPR 24:2015 and AS/NZS CISPR 24:2013.

**Performance Criterion A:** The apparatus shall continue to operate as intended during the test. No degradation of performance or loss of function is allowed below a performance level (or permissible loss of performance) specified by the manufacturer, when the apparatus is used as intended.

**Performance Criterion B:** The apparatus shall continue to operate as intended after the test. No degradation of performance or loss of function is allowed below a performance level (or permissible loss of function) specified by the manufacturer, when the apparatus is used as intended. During the test, degradation of performance is allowed, however, no change of actual operating state or stored data is allowed.

**Performance Criterion C:** Temporary loss of function is allowed, provided the function is self-recoverable or can be restored by the operation of the controls, or by any operation specified in the instructions for use.



# EMI Test Lab LLC


Electro Magnetic Interference Testing  
EmiTestLab.com

## 3.2 Enclosure Port

### 3.2.1 Radio-frequency electromagnetic field. Amplitude modulated.

The susceptibility of the EUT to radio-frequency electromagnetic fields has been tested in conformity with and according to the criteria as stated below.


Basic standard	:	CISPR 24:2015
Test setup	:	EN 61000-4-3
Frequency range	:	80 MHz to 1000 MHz
Field strength level	:	3 V/m (selected w/o modulation, applied w/mod.)
Modulation	:	1 kHz AM modulation, 80% depth
Performance criteria	:	Criteria A

Results of the measurements concerning the susceptibility of the EUT to radio-frequency electromagnetic fields	<b><u>PASS Criteria A</u></b>
Name of Test Engineer:	Dennis King
Signature:	
Date:	18 Feb 2019
Remarks: <b><u>No loss of performance was observed during and after the test, all sides and both antenna polarizations meet Performance Criteria A.</u></b> <u>Radiated Immunity Summary:</u> <b>Configuration :The printer was running test software during the entire test: <span style="color: green;">PASS 3 V/M</span></b>	

Test Specification: CISPR 24, 32  
Model Name of EUT: TAZ PRO  
Manufacturer: Aleph Objects Inc.

Prepared by EMI Test Lab - EMITestLab.com

Revision 1.1



**Radiated immunity test setup – 80-1,000 MHz**

**All 4 sides, Vertical and Horizontal were checked at 3 V/M  
No errors were detected - passing Criteria A.**




## EMI Test Lab LLC

Electro Magnetic Interference Testing  
EmiTestLab.com

### 3.2.2 Electrostatic discharge

The susceptibility of the EUT to electrostatic discharge was tested.


Basic standard : CISPR 24:2015  
Test setup : EN 61000-4-2  
Test levels : +- 2,4kV and +- 8 kV air discharge  
                  +- 2kV and +- 4 kV contact discharge  
                  +- 2kV and +- 4 kV, indirect, horizontal and vertical  
                  coupling plane.  
Performance criteria : B

Results of the test concerning the susceptibility of the EUT to electrostatic discharges (enclosure port)	<b><u>Pass Criteria A</u></b>
Name of Test Engineer:	Dennis King
Signature:	
Date:	20 Feb 2019
Remarks:	
The printer continued to function as intended during the testing with no loss of data or function.	

Test Specification: CISPR 24, 32  
Model Name of EUT: TAZ PRO  
Manufacturer: Aleph Objects Inc.

Prepared by EMI Test Lab - EMITestLab.com

Revision 1.1

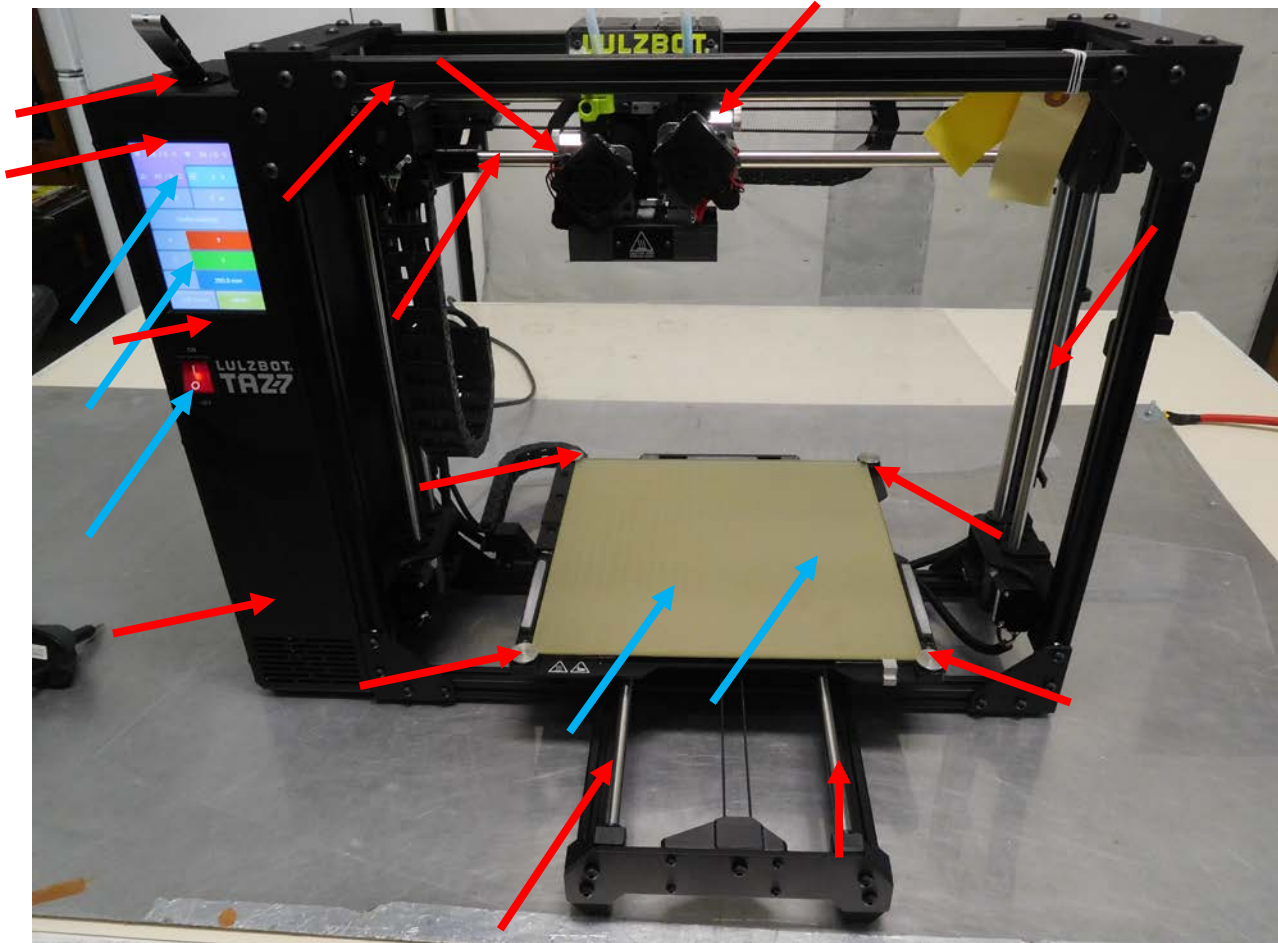


**ESD test setup per EN 61000-4-2  
Horizontal and Vertical coupling planes were also checked**

Test Specification: CISPR 24, 32  
Model Name of EUT: TAZ PRO  
Manufacturer: Aleph Objects Inc.

Prepared by EMI Test Lab - EmiTestLab.com


Revision 1.1



**ESD Test Setup per EN 61000-4-2:2009**

**Blue arrows are places that were checked for Air Discharge  
Red arrows are places that were checked for Contact Discharge**

**All metal parts that the user might touch were tested for contact discharge. All plastic areas that the user might touch were tested for air discharge.**



**ESD Test Setup per EN 61000-4-2:2009**

**Blue arrows are places that were checked for Air Discharge  
Red arrows are places that were checked for Contact Discharge**

**All metal parts that the user might touch were tested for contact discharge. All plastic areas that the user might touch were tested for air discharge.**

Test Specification: CISPR 24, 32  
Model Name of EUT: TAZ PRO  
Manufacturer: Aleph Objects Inc.

Prepared by EMI Test Lab - EmiTestLab.com

Revision 1.1



**EMI Test Lab LLC**

**Electro Magnetic Interference Testing**  
**EmiTestLab.com**


**Signal ports including telecommunication ports**

**3.2.3 Radio-frequency (common mode). Amplitude modulated**

The susceptibility of the EUT to radio-frequency (common mode, amplitude modulated) signals to be tested in conformity with and according to the criteria as stated below

Basic Standard	:	CISPR 24:2015
Test setup	:	EN 61000-4-6
Frequency range	:	0.15 – 80 MHz
Test level	:	3 Vrms
Modulation	:	1 kHz AM to a depth of 80%
Source impedance	:	150 Ohms
Performance criteria	:	Criteria A

**Note: Conducted only on ports interfacing with cables whose total length, according to the manufacturer’s functional specification, may exceed 3 meters.**

Results of the test concerning the susceptibility of the EUT to radio-frequency signals (common mode, AM modulated applied to signal and telecom ports)	<b><u>Not Applicable</u></b>
Name of Test Engineer:	Dennis King
Signature:	
Date:	31 March 2019
Remarks: No I/O cables 3 meters or longer. There are no interconnecting cables on the unit that exceed 3 meters. See the test plan.	

Test Specification: CISPR 24, 32  
Model Name of EUT: TAZ PRO  
Manufacturer: Aleph Objects Inc.

Prepared by EMI Test Lab - EMITestLab.com

Revision 1.1





## EMI Test Lab LLC


Electro Magnetic Interference Testing  
EmiTestLab.com

### 3.2.4 Fast Transients

The susceptibility of the EUT to fast transients has been tested in conformity with and according to the criteria as stated below.

Basic standard : CISPR 24:2015  
Test setup : EN 61000-4-4  
Test level : +- 0.5 KV  
Tr/Th : 5/50 nSec  
Repetition frequency : 5 kHz  
Performance criteria : Criteria B

**Note: Conducted only on ports interfacing with cables whose total length, according to the manufacturer's functional specification, may exceed 3 meters.**

Results of the test concerning the susceptibility of the EUT to fast transients	<b><u>Not Applicable</u></b>
Name of Test Engineer:	Dennis King
Signature:	
Date:	31 March 2019
Remarks:	There are no interconnecting cables on the unit that exceed 3 meters.

Test Specification: CISPR 24, 32  
Model Name of EUT: TAZ PRO  
Manufacturer: Aleph Objects Inc.

Prepared by EMI Test Lab - EMITestLab.com

Revision 1.1



## EMI Test Lab LLC


Electro Magnetic Interference Testing  
EmiTestLab.com

### 3.3 AC input and AC output power ports

#### 3.3.1 Radio-frequency (common mode, amplitude modulated)

The susceptibility of the EUT to radio-frequency signals (common mode, amplitude modulated), has been tested in conformity with and according to the criteria as stated below.

Basic standard	:	CISPR 24:2015
Test setup	:	EN 61000-4-6
Frequency range	:	0.15 – 80 MHz
Test level	:	3 Vrms
Source impedance	:	150 Ohms
Performance criteria	:	Criteria A

Results of the test concerning the susceptibility of the EUT to radio-frequency signals (common mode, amplitude modulated) – AC input and AC output power ports	<b><u>Pass Criteria A – 3 Vrms</u></b>
Name of Test Engineer:	Dennis King
Signature:	
Date:	19 Feb 2019
Remarks: Tested at 230 VAC 50 Hz – the EUT continued to operate as intended with no loss of data or function. <b>The TAZ PRO passed Criteria A, 3 Vrms PASS</b>	

Test Specification: CISPR 24, 32  
Model Name of EUT: TAZ PRO  
Manufacturer: Aleph Objects Inc.


Prepared by EMI Test Lab - EMITestLab.com

Revision 1.1



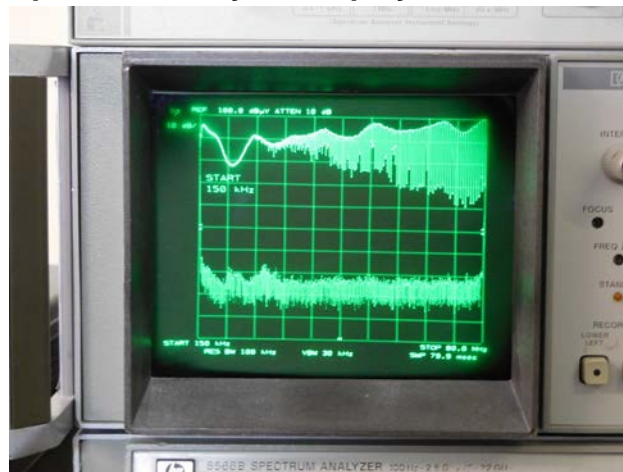
*EMI Test Lab LLC*

Electro Magnetic Interference Testing  
EmiTestLab.com



**AC power line conducted immunity setup per EN 61000-4-6  
The injected signal is monitored with the current clamp**

**The spectrum analyzer display is recorded below**



Test Specification: CISPR 24, 32  
Model Name of EUT: TAZ PRO  
Manufacturer: Aleph Objects Inc.

Prepared by EMI Test Lab - EmiTestLab.com

Revision 1.1




## EMI Test Lab LLC

Electro Magnetic Interference Testing  
EmiTestLab.com

### 3.3.2 Surges

The susceptibility of the EUT to surges has been tested in conformity with and according to the criteria as stated below

Basic Standard	:	CISPR 24:2015
Test setup	:	EN 61000-4-5
Test level 1	:	+ - 0.5 kV, + - 1.0 kV, Differential mode
Test level 2	:	+ - 0.5 kV, + - 1.0 kV, + - 2 kV Common Mode
Tr/Th	:	1.2/50(8/20) micro Seconds
Number of pulses	:	
Per phase angle/voltage	:	5
Performance criteria	:	Criteria B
Note	:	<b><u>Applicable only to input AC ports</u></b>

Results of the test concerning the susceptibility of the EUT to surges (AC input and AC output power ports)	<b><u>Pass Criteria A</u></b>
Name of Test Engineer:	Dennis King
Signature:	
Date:	20 Feb 2019
Remarks:	Tested at the highest voltage levels since this is a confirmation of the original passing data from the power supply manufacturer. <b>PASS</b>

Test Specification: CISPR 24, 32  
Model Name of EUT: TAZ PRO  
Manufacturer: Aleph Objects Inc.

Prepared by EMI Test Lab - EMITestLab.com

Revision 1.1



## Surge Test Data

### ● Step #1 Setup

Filename: Internal\500V L-N.ass			
**** Setup ****			
Peak Voltage:	+500 V	Repetition Rate:	1 min
Async:		Number of Surge:	10
Trigger:	Auto	Test Mode:	Standard
Output:	Line		
L1-N	ON	L1-PE	OFF
N-PE	OFF		
Test Stop and Line Off	External Source:	ON	
Monitor Line Current:	ON	Max Line Current	16 A
Monitor Peak Voltage min:	OFF	Peak Voltage min:	---
Monitor Peak Voltage max:	OFF	Peak Voltage max:	---
Monitor Peak Current min:	OFF	Peak Current min:	---
Monitor Peak Current max:	OFF	Peak Current max:	---
**** Test End ****			
Line:	OFF	Sound:	ON
**** Transition Function ****			
** Alternate Polarity:	ON		
No. of Surge Positive:	5	No. of Surge Negative	5
** Peak Voltage Transition:	OFF		
** Phase Transition:	OFF		

### ● Step #2 Setup

Filename: Internal\1 kV L-N.ass			
**** Setup ****			
Peak Voltage:	+1.00 kV	Repetition Rate:	1 min
Line sync:	Transition	Number of Surge:	10
Trigger:	Auto	Test Mode:	Standard
Output:	Line		
L1-N	ON	L1-PE	OFF
N-PE	OFF		
**** EUT Fail ****			
EUT Fail Action:	Test Stop and Line Off	External Source:	ON
Monitor Line Current:	ON	Max Line Current	16 A
Monitor Peak Voltage min:	OFF	Peak Voltage min:	---

Test Specification: CISPR 24, 32  
Model Name of EUT: TAZ PRO  
Manufacturer: Aleph Objects Inc.

Prepared by EMI Test Lab - EMITestLab.com

Revision 1.1



# EMI Test Lab LLC

## Electro Magnetic Interference Testing EmiTestLab.com

<b>Monitor Peak Voltage max:</b>	OFF	<b>Peak Voltage max:</b>	---
<b>Monitor Peak Current min:</b>	OFF	<b>Peak Current min:</b>	---
<b>Monitor Peak Current max:</b>	OFF	<b>Peak Current max:</b>	---
<b>**** Test End ****</b>			
<b>Line:</b>	OFF	<b>Sound:</b>	ON
<b>**** Transition Function ****</b>			
<b>** Alternate Polarity:</b>	ON		
<b>No. of Surge Positive:</b>	5	<b>No. of Surge Negative</b>	5
<b>** Peak Voltage Transition:</b>	OFF		
<b>** Phase Transition:</b>	ON		
<b>Start Phase:</b>	0 deg	<b>Delta Phase:</b>	90 deg
<b>Stop Phase:</b>	270 deg		

## Logs

### ○ Sequence Log

<u>Step No.</u>	<u>Start Date</u>	<u>Start Time</u>	<u>End Date</u>	<u>End Time</u>	<u>Result</u>
#1	20.02.2019	10:26:01			
#1			20.02.2019	10:36:02	<b>PASSED</b>
#2	20.02.2019	10:40:57			
#2			20.02.2019	11:21:00	<b>PASSED</b>

### ● Step #1 AXOS Surge Log

<u>Date</u>	<u>Time</u>	<u>Coupling Path</u>	<u>Repetition Rate</u>	<u>Peak Voltage</u>	<u>Sync</u>	<u>U peak</u>	<u>I peak</u>	
20.02.2019	10:26:02	L1-N	1 min	+500 V	---	-2.39 kV	-0.05 kA	<i>Test Start</i>
20.02.2019	10:27:02	L1-N	1 min	+500 V	---	+0.40 kV	0.12 kA	
20.02.2019	10:28:02	L1-N	1 min	+500 V	---	+0.37 kV	0.11 kA	
20.02.2019	10:29:02	L1-N	1 min	+500 V	---	+0.40 kV	0.11 kA	
20.02.2019	10:30:02	L1-N	1 min	+500 V	---	+0.47 kV	0.11 kA	
20.02.2019	10:31:02	L1-N	1 min	+500 V	---	+0.38 kV	0.11 kA	
20.02.2019	10:32:02	L1-N	1 min	-500 V	---	-0.36 kV	-0.11 kA	
20.02.2019	10:33:02	L1-N	1 min	-500 V	---	-0.47 kV	-0.11 kA	
20.02.2019	10:34:02	L1-N	1 min	-500 V	---	-0.46 kV	-0.12 kA	
20.02.2019	10:35:02	L1-N	1 min	-500 V	---	-0.49 kV	-0.12 kA	
20.02.2019	10:36:02	L1-N	1 min	-500 V	---	-0.34 kV	-0.11 kA	
20.02.2019	10:36:02	L1-N	1 min	-500 V	---	-0.34 kV	-0.11 kA	<i>Test End</i>

Test Specification: CISPR 24, 32  
 Model Name of EUT: TAZ PRO  
 Manufacturer: Aleph Objects Inc.

Prepared by EMI Test Lab - EMITestLab.com

Revision 1.1



## ● Step #2 AXOS Surge Log

<u>Date</u>	<u>Time</u>	<u>Coupling Path</u>	<u>Repetition Rate</u>	<u>Peak Voltage</u>	<u>Sync</u>	<u>U peak</u>	<u>I peak</u>	
20.02.2019	10:40:57	L1-N	1 min	+1.00 kV	0 deg	+0.84 kV	0.23 kA	<i>Test Start</i>
20.02.2019	10:41:57	L1-N	1 min	+1.00 kV	0 deg	+0.83 kV	0.23 kA	
20.02.2019	10:42:57	L1-N	1 min	+1.00 kV	0 deg	+0.83 kV	0.23 kA	
20.02.2019	10:43:57	L1-N	1 min	+1.00 kV	0 deg	+0.84 kV	0.23 kA	
20.02.2019	10:44:57	L1-N	1 min	+1.00 kV	0 deg	+0.84 kV	0.23 kA	
20.02.2019	10:45:57	L1-N	1 min	+1.00 kV	0 deg	+0.84 kV	0.23 kA	
20.02.2019	10:45:58	L1-N	1 min	+1.00 kV	90 deg	+0.84 kV	0.23 kA	
20.02.2019	10:46:58	L1-N	1 min	+1.00 kV	90 deg	+0.56 kV	0.26 kA	
20.02.2019	10:47:58	L1-N	1 min	+1.00 kV	90 deg	+0.60 kV	0.26 kA	
20.02.2019	10:48:58	L1-N	1 min	+1.00 kV	90 deg	+0.60 kV	0.26 kA	
20.02.2019	10:49:58	L1-N	1 min	+1.00 kV	90 deg	+0.61 kV	0.26 kA	
20.02.2019	10:50:58	L1-N	1 min	+1.00 kV	90 deg	+0.61 kV	0.26 kA	
20.02.2019	10:50:58	L1-N	1 min	+1.00 kV	180 deg	+0.61 kV	0.26 kA	
20.02.2019	10:51:58	L1-N	1 min	+1.00 kV	180 deg	+0.85 kV	0.24 kA	
20.02.2019	10:52:58	L1-N	1 min	+1.00 kV	180 deg	+0.76 kV	0.24 kA	
20.02.2019	10:53:58	L1-N	1 min	+1.00 kV	180 deg	+0.76 kV	0.24 kA	
20.02.2019	10:54:58	L1-N	1 min	+1.00 kV	180 deg	+0.76 kV	0.24 kA	
20.02.2019	10:55:58	L1-N	1 min	+1.00 kV	180 deg	+0.76 kV	0.24 kA	
20.02.2019	10:55:58	L1-N	1 min	+1.00 kV	270 deg	+0.76 kV	0.24 kA	
20.02.2019	10:56:58	L1-N	1 min	+1.00 kV	270 deg	+0.93 kV	0.23 kA	
20.02.2019	10:57:58	L1-N	1 min	+1.00 kV	270 deg	+0.92 kV	0.23 kA	
20.02.2019	10:58:58	L1-N	1 min	+1.00 kV	270 deg	+0.92 kV	0.23 kA	
20.02.2019	10:59:58	L1-N	1 min	+1.00 kV	270 deg	+0.92 kV	0.23 kA	
20.02.2019	11:00:58	L1-N	1 min	+1.00 kV	270 deg	+0.92 kV	0.23 kA	
20.02.2019	11:00:58	L1-N	1 min	-1.00 kV	0 deg	+0.92 kV	0.23 kA	
20.02.2019	11:01:58	L1-N	1 min	-1.00 kV	0 deg	-0.78 kV	-0.24 kA	
20.02.2019	11:02:58	L1-N	1 min	-1.00 kV	0 deg	-0.76 kV	-0.24 kA	
20.02.2019	11:03:58	L1-N	1 min	-1.00 kV	0 deg	-0.76 kV	-0.24 kA	
20.02.2019	11:04:58	L1-N	1 min	-1.00 kV	0 deg	-0.76 kV	-0.24 kA	
20.02.2019	11:05:58	L1-N	1 min	-1.00 kV	0 deg	-0.78 kV	-0.24 kA	
20.02.2019	11:05:59	L1-N	1 min	-1.00 kV	90 deg	-0.78 kV	-0.24 kA	
20.02.2019	11:06:59	L1-N	1 min	-1.00 kV	90 deg	-0.92 kV	-0.23 kA	
20.02.2019	11:07:59	L1-N	1 min	-1.00 kV	90 deg	-0.94 kV	-0.24 kA	
20.02.2019	11:08:59	L1-N	1 min	-1.00 kV	90 deg	-0.94 kV	-0.24 kA	
20.02.2019	11:09:59	L1-N	1 min	-1.00 kV	90 deg	-0.94 kV	-0.24 kA	
20.02.2019	11:10:59	L1-N	1 min	-1.00 kV	90 deg	-0.94 kV	-0.24 kA	
20.02.2019	11:10:59	L1-N	1 min	-1.00 kV	180 deg	-0.94 kV	-0.24 kA	

Test Specification: CISPR 24, 32  
Model Name of EUT: TAZ PRO  
Manufacturer: Aleph Objects Inc.

Prepared by EMI Test Lab - EmiTestLab.com

Revision 1.1



# EMI Test Lab LLC

## Electro Magnetic Interference Testing EmiTestLab.com

20.02.2019	11:11:59	L1-N	1 min	-1.00 kV	180 deg	-0.85 kV	-0.23 kA	
20.02.2019	11:12:59	L1-N	1 min	-1.00 kV	180 deg	-0.77 kV	-0.23 kA	
20.02.2019	11:13:59	L1-N	1 min	-1.00 kV	180 deg	-0.84 kV	-0.23 kA	
20.02.2019	11:14:59	L1-N	1 min	-1.00 kV	180 deg	-0.88 kV	-0.23 kA	
20.02.2019	11:15:59	L1-N	1 min	-1.00 kV	180 deg	-0.85 kV	-0.23 kA	
20.02.2019	11:15:59	L1-N	1 min	-1.00 kV	270 deg	-0.85 kV	-0.23 kA	
20.02.2019	11:16:59	L1-N	1 min	-1.00 kV	270 deg	-0.58 kV	-0.27 kA	
20.02.2019	11:17:59	L1-N	1 min	-1.00 kV	270 deg	-0.62 kV	-0.27 kA	
20.02.2019	11:18:59	L1-N	1 min	-1.00 kV	270 deg	-0.62 kV	-0.27 kA	
20.02.2019	11:19:59	L1-N	1 min	-1.00 kV	270 deg	-0.61 kV	-0.27 kA	
20.02.2019	11:20:59	L1-N	1 min	-1.00 kV	270 deg	-0.60 kV	-0.27 kA	
20.02.2019	11:21:00	L1-N	1 min	-1.00 kV	270 deg	-0.60 kV	-0.27 kA	Test End

### Results

#### ○ Sequence Result

○	→ Sequence Result (summary) :	<b>PASSED</b>
①	→ Immunity supervised :	<b>YES</b>
①	→ EUT Immunity Criteria :	<b>Normal performance of device</b>

#### ● Step Results

<u>Step No.</u>	<u>Step Type</u>	<u>Generator</u>	<u>Filename</u>	<u>Comments</u>	<u>Result</u>
#1	TEST	AXOS	Internal\500V L-N		<b>PASSED</b>
#2	TEST	AXOS	Internal\1 kV L-N		<b>PASSED</b>

Test Specification: CISPR 24, 32  
 Model Name of EUT: TAZ PRO  
 Manufacturer: Aleph Objects Inc.

Prepared by EMI Test Lab - EMITestLab.com

Revision 1.1





#	Date	Time	Coupling Path	Repetition Rate	Peak Voltage	Sync	U peak	I peak
#1	19.02.2019	17:51:26						
#1				19.02.2019	19:11:29	PASSED		

## 1 ● Step #1 AXOS Surge Log

2	3	4						5	
#	Date	Time	Coupling Path	Repetition Rate	Peak Voltage	Sync	U peak	I peak	
	19.02.2019	17:51:26	L1-PE	1 min	+2.00 kV	0 deg	+0.00 kV	0.00 kA	Test Start
	19.02.2019	17:52:27	L1-PE	1 min	+2.00 kV	0 deg	+2.49 kV	0.04 kA	
	19.02.2019	17:53:27	L1-PE	1 min	+2.00 kV	0 deg	+2.50 kV	0.04 kA	
	19.02.2019	17:54:27	L1-PE	1 min	+2.00 kV	0 deg	+2.47 kV	0.05 kA	
	19.02.2019	17:55:27	L1-PE	1 min	+2.00 kV	0 deg	+2.46 kV	0.05 kA	
	19.02.2019	17:56:27	L1-PE	1 min	+2.00 kV	0 deg	+2.46 kV	0.05 kA	
	19.02.2019	17:56:27	L1-PE	1 min	+2.00 kV	90 deg	+2.46 kV	0.05 kA	
	19.02.2019	17:57:27	L1-PE	1 min	+2.00 kV	90 deg	+2.33 kV	0.05 kA	
	19.02.2019	17:58:27	L1-PE	1 min	+2.00 kV	90 deg	+2.29 kV	0.05 kA	
	19.02.2019	17:59:27	L1-PE	1 min	+2.00 kV	90 deg	+2.35 kV	0.05 kA	
	19.02.2019	18:00:27	L1-PE	1 min	+2.00 kV	90 deg	+2.36 kV	0.05 kA	
	19.02.2019	18:01:27	L1-PE	1 min	+2.00 kV	90 deg	+2.32 kV	0.05 kA	
	19.02.2019	18:01:27	L1-PE	1 min	+2.00 kV	180 deg	+2.32 kV	0.05 kA	
	19.02.2019	18:02:27	L1-PE	1 min	+2.00 kV	180 deg	+2.47 kV	0.05 kA	
	19.02.2019	18:03:27	L1-PE	1 min	+2.00 kV	180 deg	+2.49 kV	0.05 kA	
	19.02.2019	18:04:27	L1-PE	1 min	+2.00 kV	180 deg	+2.51 kV	0.05 kA	
	19.02.2019	18:05:27	L1-PE	1 min	+2.00 kV	180 deg	+2.50 kV	0.05 kA	
	19.02.2019	18:06:27	L1-PE	1 min	+2.00 kV	180 deg	+2.51 kV	0.04 kA	
	19.02.2019	18:06:27	L1-PE	1 min	+2.00 kV	270 deg	+2.51 kV	0.04 kA	
	19.02.2019	18:07:27	L1-PE	1 min	+2.00 kV	270 deg	+2.47 kV	0.05 kA	
	19.02.2019	18:08:27	L1-PE	1 min	+2.00 kV	270 deg	+2.48 kV	0.05 kA	
	19.02.2019	18:09:27	L1-PE	1 min	+2.00 kV	270 deg	+2.48 kV	0.05 kA	
	19.02.2019	18:10:27	L1-PE	1 min	+2.00 kV	270 deg	+2.49 kV	0.05 kA	
	19.02.2019	18:11:27	L1-PE	1 min	+2.00 kV	270 deg	+2.51 kV	0.04 kA	
	19.02.2019	18:11:27	L1-PE	1 min	-2.00 kV	0 deg	+2.51 kV	0.04 kA	
	19.02.2019	18:12:27	L1-PE	1 min	-2.00 kV	0 deg	-2.49 kV	-0.05 kA	
	19.02.2019	18:13:27	L1-PE	1 min	-2.00 kV	0 deg	-2.56 kV	-0.04 kA	
	19.02.2019	18:14:27	L1-PE	1 min	-2.00 kV	0 deg	-2.57 kV	-0.04 kA	

Test Specification: CISPR 24, 32  
Model Name of EUT: TAZ PRO  
Manufacturer: Aleph Objects Inc.

Prepared by EMI Test Lab - EMITestLab.com

Revision 1.1



# EMI Test Lab LLC

## Electro Magnetic Interference Testing EmiTestLab.com

19.02.2019	18:15:27	L1-PE	1 min	-2.00 kV	0 deg	-2.58 kV	-0.04 kA
19.02.2019	18:16:27	L1-PE	1 min	-2.00 kV	0 deg	-2.57 kV	-0.04 kA
19.02.2019	18:16:27	L1-PE	1 min	-2.00 kV	90 deg	-2.57 kV	-0.04 kA
19.02.2019	18:17:27	L1-PE	1 min	-2.00 kV	90 deg	-2.60 kV	-0.05 kA
19.02.2019	18:18:27	L1-PE	1 min	-2.00 kV	90 deg	-2.59 kV	-0.05 kA
19.02.2019	18:19:27	L1-PE	1 min	-2.00 kV	90 deg	-2.59 kV	-0.05 kA
19.02.2019	18:20:27	L1-PE	1 min	-2.00 kV	90 deg	-2.57 kV	-0.05 kA
19.02.2019	18:21:27	L1-PE	1 min	-2.00 kV	90 deg	-2.58 kV	-0.05 kA
19.02.2019	18:21:28	L1-PE	1 min	-2.00 kV	180 deg	-2.58 kV	-0.05 kA
19.02.2019	18:22:28	L1-PE	1 min	-2.00 kV	180 deg	-2.56 kV	-0.04 kA
19.02.2019	18:23:28	L1-PE	1 min	-2.00 kV	180 deg	-2.57 kV	-0.04 kA
19.02.2019	18:24:28	L1-PE	1 min	-2.00 kV	180 deg	-2.56 kV	-0.04 kA
19.02.2019	18:25:28	L1-PE	1 min	-2.00 kV	180 deg	-2.57 kV	-0.04 kA
19.02.2019	18:26:28	L1-PE	1 min	-2.00 kV	180 deg	-2.56 kV	-0.04 kA
19.02.2019	18:26:28	L1-PE	1 min	-2.00 kV	270 deg	-2.56 kV	-0.04 kA
19.02.2019	18:27:28	L1-PE	1 min	-2.00 kV	270 deg	-2.46 kV	-0.06 kA
19.02.2019	18:28:28	L1-PE	1 min	-2.00 kV	270 deg	-2.41 kV	-0.06 kA
19.02.2019	18:29:28	L1-PE	1 min	-2.00 kV	270 deg	-2.41 kV	-0.06 kA
19.02.2019	18:30:28	L1-PE	1 min	-2.00 kV	270 deg	-2.39 kV	-0.05 kA
19.02.2019	18:31:28	L1-PE	1 min	-2.00 kV	270 deg	-2.39 kV	-0.06 kA
19.02.2019	18:31:28	N-PE	1 min	+2.00 kV	0 deg	-2.39 kV	-0.06 kA
19.02.2019	18:32:28	N-PE	1 min	+2.00 kV	0 deg	+2.42 kV	0.05 kA
19.02.2019	18:33:28	N-PE	1 min	+2.00 kV	0 deg	+2.44 kV	0.05 kA
19.02.2019	18:34:28	N-PE	1 min	+2.00 kV	0 deg	+2.46 kV	0.05 kA
19.02.2019	18:35:28	N-PE	1 min	+2.00 kV	0 deg	+2.47 kV	0.05 kA
19.02.2019	18:36:28	N-PE	1 min	+2.00 kV	0 deg	+2.48 kV	0.05 kA
19.02.2019	18:36:28	N-PE	1 min	+2.00 kV	90 deg	+2.48 kV	0.05 kA
19.02.2019	18:37:28	N-PE	1 min	+2.00 kV	90 deg	+2.35 kV	0.05 kA
19.02.2019	18:38:28	N-PE	1 min	+2.00 kV	90 deg	+2.25 kV	0.05 kA
19.02.2019	18:39:28	N-PE	1 min	+2.00 kV	90 deg	+2.34 kV	0.05 kA
19.02.2019	18:40:28	N-PE	1 min	+2.00 kV	90 deg	+2.31 kV	0.05 kA
19.02.2019	18:41:28	N-PE	1 min	+2.00 kV	90 deg	+2.31 kV	0.05 kA
19.02.2019	18:41:29	N-PE	1 min	+2.00 kV	180 deg	+2.31 kV	0.05 kA
19.02.2019	18:42:29	N-PE	1 min	+2.00 kV	180 deg	+2.47 kV	0.05 kA
19.02.2019	18:43:29	N-PE	1 min	+2.00 kV	180 deg	+2.44 kV	0.05 kA
19.02.2019	18:44:29	N-PE	1 min	+2.00 kV	180 deg	+2.43 kV	0.05 kA
19.02.2019	18:45:29	N-PE	1 min	+2.00 kV	180 deg	+2.47 kV	0.05 kA
19.02.2019	18:46:29	N-PE	1 min	+2.00 kV	180 deg	+2.44 kV	0.05 kA
19.02.2019	18:46:29	N-PE	1 min	+2.00 kV	270 deg	+2.44 kV	0.05 kA
19.02.2019	18:47:29	N-PE	1 min	+2.00 kV	270 deg	+2.50 kV	0.05 kA
19.02.2019	18:48:29	N-PE	1 min	+2.00 kV	270 deg	+2.51 kV	0.05 kA
19.02.2019	18:49:29	N-PE	1 min	+2.00 kV	270 deg	+2.51 kV	0.05 kA
19.02.2019	18:50:29	N-PE	1 min	+2.00 kV	270 deg	+2.52 kV	0.05 kA
19.02.2019	18:51:29	N-PE	1 min	+2.00 kV	270 deg	+2.52 kV	0.04 kA
19.02.2019	18:51:29	N-PE	1 min	-2.00 kV	0 deg	+2.52 kV	0.04 kA
19.02.2019	18:52:29	N-PE	1 min	-2.00 kV	0 deg	-2.54 kV	-0.05 kA
19.02.2019	18:53:29	N-PE	1 min	-2.00 kV	0 deg	-2.54 kV	-0.05 kA

Test Specification: CISPR 24, 32

Prepared by EMI Test Lab - EMITestLab.com

Model Name of EUT: TAZ PRO

Manufacturer: Aleph Objects Inc.

Revision 1.1



# EMI Test Lab LLC

## Electro Magnetic Interference Testing EmiTestLab.com


19.02.2019	18:54:29	N-PE	1 min	-2.00 kV	0 deg	-2.53 kV	-0.05 kA
19.02.2019	18:55:29	N-PE	1 min	-2.00 kV	0 deg	-2.51 kV	-0.05 kA
19.02.2019	18:56:29	N-PE	1 min	-2.00 kV	0 deg	-2.53 kV	-0.05 kA
19.02.2019	18:56:29	N-PE	1 min	-2.00 kV	90 deg	-2.53 kV	-0.05 kA
19.02.2019	18:57:29	N-PE	1 min	-2.00 kV	90 deg	-2.58 kV	-0.04 kA
19.02.2019	18:58:29	N-PE	1 min	-2.00 kV	90 deg	-2.59 kV	-0.04 kA
19.02.2019	18:59:29	N-PE	1 min	-2.00 kV	90 deg	-2.58 kV	-0.04 kA
19.02.2019	19:00:29	N-PE	1 min	-2.00 kV	90 deg	-2.59 kV	-0.04 kA
19.02.2019	19:01:29	N-PE	1 min	-2.00 kV	90 deg	-2.60 kV	-0.04 kA
19.02.2019	19:01:29	N-PE	1 min	-2.00 kV	180 deg	-2.60 kV	-0.04 kA
19.02.2019	19:02:29	N-PE	1 min	-2.00 kV	180 deg	-2.57 kV	-0.04 kA
19.02.2019	19:03:29	N-PE	1 min	-2.00 kV	180 deg	-2.58 kV	-0.04 kA
19.02.2019	19:04:29	N-PE	1 min	-2.00 kV	180 deg	-2.56 kV	-0.04 kA
19.02.2019	19:05:29	N-PE	1 min	-2.00 kV	180 deg	-2.54 kV	-0.04 kA
19.02.2019	19:06:29	N-PE	1 min	-2.00 kV	180 deg	-2.53 kV	-0.05 kA
19.02.2019	19:06:29	N-PE	1 min	-2.00 kV	270 deg	-2.53 kV	-0.05 kA
19.02.2019	19:07:29	N-PE	1 min	-2.00 kV	270 deg	-2.43 kV	-0.05 kA
19.02.2019	19:08:29	N-PE	1 min	-2.00 kV	270 deg	-2.40 kV	-0.05 kA
19.02.2019	19:09:29	N-PE	1 min	-2.00 kV	270 deg	-2.41 kV	-0.05 kA
19.02.2019	19:10:29	N-PE	1 min	-2.00 kV	270 deg	-2.40 kV	-0.05 kA
19.02.2019	19:11:29	N-PE	1 min	-2.00 kV	270 deg	-2.39 kV	-0.05 kA
19.02.2019	19:11:29	N-PE	1 min	-2.00 kV	270 deg	-2.39 kV	-0.05 kA

Test End

Test Specification: CISPR 24, 32  
Model Name of EUT: TAZ PRO  
Manufacturer: Aleph Objects Inc.

Prepared by EMI Test Lab - EMITestLab.com

Revision 1.1



**Test setup according to EN 61000-4-5, Surge**




## EMI Test Lab LLC

Electro Magnetic Interference Testing  
EmiTestLab.com

### 3.2.4 Fast Transients

The susceptibility of the EUT to fast transients (common mode) has been tested in conformity with and according to the criteria as stated below.

Basic standard : CISPR 24:2015  
Test setup : EN 61000-4-4  
Test level : +- 1 KV  
Tr/Th : 5/50 nSec  
Repetition frequency : 5 kHz  
Performance criteria : Criteria B  
Note : **Conducted on the AC input.**

Results of the test concerning the susceptibility of the EUT to fast transients (common mode, AC input and AC output ports)	<b><u>Pass Criteria A</u></b>
Name of Test Engineer:	Dennis King
Signature:	
Date:	20 Feb 2019
Remarks:	Tested at 230 VAC 50 Hz . The unit continued to function as intended.

Test Specification: CISPR 24, 32  
Model Name of EUT: TAZ PRO  
Manufacturer: Aleph Objects Inc.

Prepared by EMI Test Lab - EMITestLab.com

Revision 1.1



## Test Data



### Test Report

**Description of used Test System :** AXOS 5  
**Sequence File Name :** InternalITE- EFT Lvl 2 - Power ports.asq  
**Sequence Description :**

#### ● Step #1 Setup

Filename: Internal+1kv - 5khz-Line.asb

<b>*** Setup ***</b>			
Peak Voltage:	+1.00 kV	Burst Duration:	750 µs
Repetition Frequency:	5.0 kHz	Burst Period:	300 ms
Async:		Test Time:	1 min
Burst Mode:	Normal	Trigger:	Auto
Test Mode:	Standard		
Output:	Line		
L1-GND	ON	N-GND	ON
PE-GND	ON	L1N-GND	ON
L1PE-GND	ON	NPE-GND	ON
L1NPE-GND	ON		
<b>*** EUT Fall ***</b>			
EUT Fall Action:	Test Stop and Line Off	External Source:	ON
Monitor Line Current:	OFF	Max Line Current:	—
<b>*** Test End ***</b>			
Line:	OFF	Sound:	ON
<b>*** Transition Function ***</b>			
** Alternate Polarity:	OFF		
** Peak Voltage Transition:	OFF		
** Repetition Freq. Transition:	OFF		
** Phase Transition:	OFF		

#### ● Step #2 Setup


Filename: Internal-1kv - 5khz-Line.asb

<b>*** Setup ***</b>			
Peak Voltage:	-1.00 kV	Burst Duration:	750 µs
Repetition Frequency:	5.0 kHz	Burst Period:	300 ms
Async:		Test Time:	1 min
Burst Mode:	Normal	Trigger:	Auto
Test Mode:	Standard		
Output:	Line		
L1-GND	ON	N-GND	ON
PE-GND	ON	L1N-GND	ON
L1PE-GND	ON	NPE-GND	ON
L1NPE-GND	ON		
<b>*** EUT Fall ***</b>			
EUT Fall Action:	Test Stop and Line Off	External Source:	ON
Monitor Line Current:	OFF	Max Line Current:	—



# EMI Test Lab LLC

Electro Magnetic Interference Testing  
EmiTestLab.com



**** Test End ****	Line:	OFF	Sound:	ON
**** Transition Function ****	** Alternate Polarity:	OFF	** Peak Voltage Transition:	OFF
	** Repetition Freq. Transition:	OFF	** Phase Transition:	OFF

## Logs

### Sequence Log

Step No.	Start Date	Start Time	End Date	End Time	Result
#1	20.02.2019	12:06:28			
#1			20.02.2019	12:13:55	PASSED
#2	20.02.2019	12:13:58			
#2			20.02.2019	12:21:25	PASSED

### Step #1 AXOS EFT / Burst Log

Date	Time	Coupling Path	Peak Voltage	Repetition Frequency	Burst Period	Burst duration	Syno
20.02.2019	12:06:28	L1-GND	+1.00 kV	5.0 kHz	300 ms	750 µs	—
20.02.2019	12:07:33	N-GND	+1.00 kV	5.0 kHz	300 ms	750 µs	—
20.02.2019	12:08:37	PE-GND	+1.00 kV	5.0 kHz	300 ms	750 µs	—
20.02.2019	12:09:41	L1N-GND	+1.00 kV	5.0 kHz	300 ms	750 µs	—
20.02.2019	12:10:45	L1PE-GND	+1.00 kV	5.0 kHz	300 ms	750 µs	—
20.02.2019	12:11:49	NPE-GND	+1.00 kV	5.0 kHz	300 ms	750 µs	—
20.02.2019	12:12:54	L1NPE-GND	+1.00 kV	5.0 kHz	300 ms	750 µs	—
20.02.2019	12:13:55	L1NPE-GND	+1.00 kV	5.0 kHz	300 ms	750 µs	—

### Step #2 AXOS EFT / Burst Log

Date	Time	Coupling Path	Peak Voltage	Repetition Frequency	Burst Period	Burst duration	Syno
20.02.2019	12:13:58	L1-GND	-1.00 kV	5.0 kHz	300 ms	750 µs	—
20.02.2019	12:15:03	N-GND	-1.00 kV	5.0 kHz	300 ms	750 µs	—
20.02.2019	12:16:07	PE-GND	-1.00 kV	5.0 kHz	300 ms	750 µs	—
20.02.2019	12:17:11	L1N-GND	-1.00 kV	5.0 kHz	300 ms	750 µs	—
20.02.2019	12:18:15	L1PE-GND	-1.00 kV	5.0 kHz	300 ms	750 µs	—
20.02.2019	12:19:19	NPE-GND	-1.00 kV	5.0 kHz	300 ms	750 µs	—
20.02.2019	12:20:24	L1NPE-GND	-1.00 kV	5.0 kHz	300 ms	750 µs	—
20.02.2019	12:21:25	L1NPE-GND	-1.00 kV	5.0 kHz	300 ms	750 µs	—



## Results

### Sequence Result

➔ Sequence Result (summary) :	PASSED
① ➔ Immunity supervised :	NO
① ➔ EUT Immunity Criteria :	—

### Step Results


Step No.	Step Type	Generator	Filename	Comments	Result
#1	TEST	AXIG	Internal-1kv - 5khz-Line.asb		PASSED
#2	TEST	AXIG	Internal-1kv - 5khz-Line.asb		PASSED





**EMI Test Lab LLC**

**Electro Magnetic Interference Testing**  
**EmiTestLab.com**



**Test Setup per EN 61000-4-4**

Test Specification: CISPR 24, 32  
Model Name of EUT: TAZ PRO  
Manufacturer: Aleph Objects Inc.

Prepared by EMI Test Lab - EMITestLab.com


Revision 1.1



### 3.3.4 Voltage Dips and Interruptions


The susceptibility of the EUT to voltage dips and interruptions has been tested in conformity with and according to the criteria as stated below.

Basic Standard : CISPR 24:2015  
Test setup : EN 61000-4-11  
Test level (a) : Line at <5% of nominal for 0.5 cycles  
Test level (b) : Line at 70% of nominal for 25 cycles  
Test level (c) : Line at <5% of nominal for 250 cycles

Results of the test concerning the susceptibility of the EUT to voltage dips and interruptions – AC input and AC output ports	<b>Pass</b>
Name of Test Engineer:	Dennis King
Signature:	
Date:	20 Feb 2019
Remarks:	Tested at 230 VAC 50 Hz while printing. The unit continued to function as intended.



## Test Data



### Test Report

Description of used Test System : AXOS 5 + DIP 116  
Sequence File Name : Internal\AC Dips - Basic enviro - ITE- Lab.asq

#### ● Step #1 Setup

Filename: Internal\0% Open .5 P[half cyc].asd

**** Setup ****			
Dip Voltage:	0%	Duration:	0.5 P
Line sync:	0 deg	Interval:	1 min
Trigger:	Auto	Test Time:	3 min
Test Mode:			Standard
**** EUT Fail ****			
EUT Fail Action:	Test Stop and Line Off	External Source:	ON
Monitor Line Current:	ON	Max Line Current:	16 A
**** Test End ****			
Line:	OFF	Sound:	ON
**** Transition Function ****			
** Duration Transition:	OFF		
** Interval Transition:	OFF		
** Phase Transition:	OFF		

#### ● Step #2 Setup

Filename: Internal\0% Open 1 P[1 cyc].asd

**** Setup ****			
Dip Voltage:	0%	Duration:	1 P
Line sync:	0 deg	Interval:	1 min
Trigger:	Auto	Test Time:	3 min
Test Mode:			Standard
**** EUT Fail ****			
EUT Fail Action:	Test Stop and Line Off	External Source:	ON
Monitor Line Current:	ON	Max Line Current:	16 A
**** Test End ****			
Line:	OFF	Sound:	ON
**** Transition Function ****			
** Duration Transition:	OFF		
** Interval Transition:	OFF		
** Phase Transition:	OFF		



### ● Step #3 Setup

Filename: Internal70% 25 of 30 cyc.asd

<b>**** Setup ****</b>			
Dip Voltage:	70%	Duration:	30 P
Line sync:	0 deg	Interval:	1 min
		Test Time:	3 min
Trigger:	Auto	Test Mode:	Standard
<b>**** EUT Fail ****</b>			
EUT Fail Action:	Test Stop and Line Off	External Source:	ON
Monitor Line Current:	ON	Max Line Current:	16 A
<b>**** Test End ****</b>			
Line:	OFF	Sound:	ON
<b>**** Transition Function ****</b>			
** Duration Transition:	OFF		
** Interval Transition:	OFF		
** Phase Transition:	OFF		

### ● Step #4 Setup


Filename: Internal0% 250 of 300 cyc.asd

<b>**** Setup ****</b>			
Dip Voltage:	0%	Duration:	300 P
Line sync:	0 deg	Interval:	1 min
		Test Time:	3 min
Trigger:	Auto	Test Mode:	Standard
<b>**** EUT Fail ****</b>			
EUT Fail Action:	Test Stop and Line Off	External Source:	ON
Monitor Line Current:	ON	Max Line Current:	16 A
<b>**** Test End ****</b>			
Line:	OFF	Sound:	ON
<b>**** Transition Function ****</b>			
** Duration Transition:	OFF		
** Interval Transition:	OFF		
** Phase Transition:	OFF		

## Logs

### ○ Sequence Log

Step No.	Start Date	Start Time	End Date	End Time	Result
#1	20.02.2019	15:53:06			
#1			20.02.2019	15:56:08	PASSED
#2	20.02.2019	15:56:09			
#2			20.02.2019	15:59:10	PASSED
#3	20.02.2019	15:59:12			
#3			20.02.2019	16:02:13	PASSED
#4	20.02.2019	16:02:14			
#4			20.02.2019	16:05:16	PASSED



**Test setup according to EN 61000-4-11**




*EMI Test Lab LLC*

Electro Magnetic Interference Testing  
EmiTestLab.com

### 3.3.5 Power Frequency Magnetic Fields

The susceptibility of the EUT to power frequency magnetic fields has been tested in conformity with and according to the criteria as stated below.

Basic Standard : CISPR 24:2015  
Test setup : EN 61000-4-8  
Test level : 3 Amps per meter, X,Y and Z axis

Results of the test concerning the susceptibility of the EUT to	<b><u>Not applicable</u></b>
Name of Test Engineer:	Dennis King
Signature:	
Date:	31 March 2019
Remarks:	Due to previous experience with this line of 3D printers there are no magnetically sensitive components in the system. Per the standard this test is not required.

Test Specification: CISPR 24, 32  
Model Name of EUT: TAZ PRO  
Manufacturer: Aleph Objects Inc.

Prepared by EMI Test Lab - EMITestLab.com

Revision 1.1

*EMI Test Lab LLC*

Electro Magnetic Interference Testing  
EmiTestLab.com



#### **4.0 Modifications**

No modifications required at the time of the compliance testing.



**5.0 Test equipment and Environmental Conditions**

All tests were conducted within parameters specified for each test, for example >30% humidity for ESD. The lab temperature during all testing was between 72-74 degrees F.

All equipment used for testing has been calibrated or verified for cal using NIST traceable standards. Each piece of test equipment has a cal verification procedure that is conducted before and after each test.

**Table of Test Equipment**

<b>Equipment</b>	<b>Description and Test</b>	<b>Model</b>	<b>Serial number</b>	<b>Next cal due</b>
EMC Compact Tester - Haefely	EFT, Surge, AC Dips and Interrupts	AXOS 5	185501	28 March 2020
HP Spectrum Analyzer	Used for Radiated and Conducted Emissions	8566B	2607A02760	3 June 2019
HP Quasi-Peak Adapter	Used for Radiated and Conducted Emissions	85650A	8574A00233	3 June 2019
HP/Agilent Spectrum Analyzer	Used for Radiated and Conducted Emissions	E7401A	US41110467	22 Jan 2021
HP/Agilent Spectrum Analyzer	Used for Radiated Emissions 1-22 GHz	8593E	3710A02875	9 Jan 2021
HP/Agilent Spectrum Analyzer	Used for Radiated and Conducted Emissions	E7401A	US40240440	9 Jan 2021
Com-Power transient Limiter	Conducted Emissions	HZ560	001	3 June 2019
RF Bay Pre-Amp	Radiated emissions – 100kHz to 10 GHz	LPA-10-20	0643	12 Dec 2019
GTEM	Radiated Emissions and Radiated Immunity	5317	9703-1209	25 April 2019 – Field Uniformity Cal per IEC 61000-4-20
3 Meter FAR – Fully Anechoic Room	Radiated Immunity and Emissions	N/A	FAR #1	15 October 2019 Field Uniformity per IEC/EN 61000-4-3 and Correlation data to GTEM
ComPower Horn Antenna	1-18 GHz – Radiated Immunity and Emissions	AH 118	071040	20 March 2020
Chase BiLog Antenna	Radiated Emissions and Immunity	CBL6111	1121	20 March 2020
Marconi Instruments – Signal Generator 10kHz	Radiated Immunity	2031	1196061031	20 October 2019

Test Specification: CISPR 24, 32

Prepared by EMI Test Lab - EMI Test Lab.com

Model Name of EUT: TAZ PRO

Manufacturer: Aleph Objects Inc.

Revision 1.1





- 2.7 GHz				
HP Signal Generator	Radiated Immunity	8657A	STD0578	3 May 2019
Amplifier Research .800 - 4.2 GHz Amp	Radiated Immunity - 1 GHz to 2.7 GHz	10S1G4	34516	4 May 2019
Antenna Research Associates - 100 Watt amplifier w/controller	Radiated Immunity - 80- 1000 MHz in the FAR	ARAPS/PC757LC ARA757LC-CE	587V7 587V7	20 October 2019
Kalmus Power Amplifier	Radiated Immunity 150kHz - 1 GHz - in the GTEM	747LC-CE	7894-1	12 May 2019
Amplifier Research E- Field Probe	Radiated Immunity	FP 2000	12845	12 May 2019
Com-Power LISN	Conducted emissions	LI-115	241010	17 May 2019
Com-Power LISN	Conducted emissions	LI-115	241011	17 May 2019
California Instruments 1000 VA Power Source	Emissions and Immunity - used as a 100/120/230/240-VAC 50/60 Hz AC source	1001WP	L04788	4 June 2019
EMI Labs CDN	Conducted Immunity	EMICDN	001	9 Dec 2019
Hafely ESD Gun	Electro Static Discharge	ONYX16	181726	24 June 2019
KeyTek ECAT	Fast transients / Burst	E412	32612	5 June 2019
FCC Inc. RF Current Probe	Monitor Conducted Immunity signal	F-33-1	423	9 Dec 2019
EMI Labs Mag Loop	Magnetic Loop Antenna	Mag100	80162	12 Dec 2019
Thermo Keytek CE Master	Surge/ AC Dips and Interrupts	CE Master	0405277	15 Dec 2019
Audio Frequency Helmholtz Coil - Tektronix Audio Signal Generator and Audio Amplifier Test System	50 Hz to 10 kHz Magnetic field, homogenous - Immunity test	Audio Magnetic Field Test System	EMI-HH001	20 August 2020



**6.0 Measurement Uncertainty - Radiated Emissions example;**

Table of Uncertainty Calculation					
✓	Contribution	Designation	Probability Distribution	k	Uncertainty (dB)
	Equipment Under Test Uncertainties	$U_{EUT}$			Note 1
✓	Measuring Receiver Amplitude Accuracy	$U_{RXaccuracy}$	rectangular	$\sqrt{3}$	± 0.9
✓	GTEM Uniformity	$U_{Uniformity}$	rectangular	$\sqrt{3}$	± 4.0
✓	Secondary Field Components	$U_{Secondary}$			Excluded by Test Method
✓	Mismatch Uncertainty-GTEM to Pre-Amplifier	$U_{Mismatch}$	U-shaped	$\sqrt{2}$	+0.63 and -0.65
✓	Mismatch Uncertainty-Pre-Amplifier to Spectrum Analyzer	$U_{Mismatch}$	U-shaped	$\sqrt{2}$	+0.92 and -1.03
✓	System Sensitivity Error	$U_{Sensitivity}$	rectangular	$\sqrt{3}$	0.28
✓	GTEM Electric-Field Frequency Response	$U_{E-Field}$	rectangular	$\sqrt{3}$	± 1.6
	Ambient Signal Uncertainty	$U_{Abient}$			Not Significant
✓	GTEM to OATS Correlation	$U_{Corr}$	rectangular	$\sqrt{3}$	±1.2
✓	Septum Height Variation	$U_{Septum}$	normal	2	+0.72 and -0.82
	Coaxial Cable Temperature Variations	$U_{CableTemperature}$			Not Significant
✓	Coaxial Cable Calibration	$U_{CableCalibration}$	rectangular	$\sqrt{3}$	±0.05
✓	Pre-amplifier Calibration Uncertainty	$U_{Pre-Amp}$	rectangular	$\sqrt{3}$	±0.05
	Combined Uncertainty(dB) Positive Terms				2.77
	Combined Uncertainty(dB) Negative Terms				-2.75
	Expanded Uncertainty Positive Terms		Normal	2	5.54
	Expanded Uncertainty Negative Terms		Normal	2	-5.50

*EMI Test Lab LLC*

Electro Magnetic Interference Testing  
EmiTestLab.com



**Typical Measurement Uncertainty for the following Tests:**

The estimated combined standard uncertainty for ESD testing, EN 61000-4-2 is $\pm 4\%$
The estimated combined standard uncertainty for Radiated Immunity, EN 61000-4-3 is $\pm 2.7\text{dB}$
The estimated combined standard uncertainty for EFT/Burst, EN 61000-4-4 is $\pm 5.8\%$
The estimated combined standard uncertainty for Surge, EN 61000-4-5 is $\pm 8\%$
The estimated combined standard uncertainty for Conducted Immunity, EN 61000-4-6 is $\pm 1.5\text{ dB}$
The estimated combined standard uncertainty for Magnetic Fields, EN 61000-4-8 is $\pm 0.6\%$
The estimated combined standard uncertainty for Voltage Dips and Interrupts, EN 61000-4-11 is $\pm 4.3\%$
The estimated combined standard uncertainty for Conducted Emissions is $\pm 1.2\text{dB}$
The estimated combined standard uncertainty for Harmonic current and flicker is $\pm 11.6\%$

Test Specification: CISPR 24, 32  
Model Name of EUT: TAZ PRO  
Manufacturer: Aleph Objects Inc.

Prepared by EMI Test Lab - EmiTestLab.com

Revision 1.1



## 7.0 Test Plan

### Testing required

The LulzBot TAZ PRO 3D Printer will be tested for Radiated and Conducted emissions, Harmonics and Flicker and all applicable Immunity tests as required for the EMC portion of the CE Mark and the Australia / New Zealand EMC standards. Previous power supply testing may be used as applicable.

### Test Setup

The TAZ PRO will be operating using test software during all the testing.

The test software will be installed on a usb thumb drive, the program will be loaded from this drive.

### Failure Criteria

If the unit stops working or the printing process is altered by the injected noise, this would be considered a failure.

### I/O cables

The unit has only one I/O cable, the USB cable that is used to control the printer from software installed on the host computer. There are no I/O cables on the unit 3 meters or longer.

### Status of the test unit

Beta build.



## 8.0 Conclusion

The Aleph Objects – TAZ PRO 3D Printer complies with the emissions standards:

1. AS/NZS CISPR 32:2015
2. EN 55032:2015
3. EN 61000-3-2:2014
4. EN 61000-3-3:2013

and the immunity standards:

1. AS/NZS CISPR 24:2013
2. EN 55024:2015

in the configurations and operating modes as stated in this test report.

**End of Report**