


# LEDVALUE TRI-COLOUR BATTEN/ LEDVALUE BATTEN

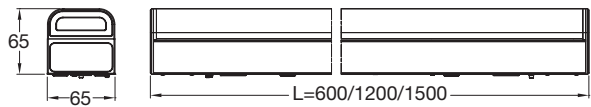


Product Type	Dimensions (mm)	CCT (K)	Lumen Output (lm)	Power (W)	Voltage	Frequency	
LDVBAT60020WTRI	600x65x65	3000K/4000K/5700K	5700 K = 1900 lm	20W	220-240V~	50/60 Hz	0.83
LDVBAT120040WTRI	1135x65x65	3000K/4000K/5700K	5700 K = 3800 lm	40W			1.43
LDVBAT150050WTRI	1450x65x65	3000K/4000K/5700K	5700 K = 4800 lm	50W			1.81
LDVBAT60020WTRIDIM	600x65x65	3000K/4000K/5700K	5700 K = 1300 lm	12W/20W			0.83
			5700 K = 1900 lm				
LDVBAT120040WTRIDIM	1135x65x65	3000K/4000K/5700K	5700 K = 2300 lm	20W/40W			1.43
			5700 K = 3800 lm				
LDVBAT150050WTRIDIM	1450x65x65	3000K/4000K/5700K	5700 K = 2900 lm	25W/50W			1.81
			5700 K = 4800 lm				
LDVBAT60020W830	600x65x65	3000K	1710 lm	20W			0.83
LDVBAT60020W840	600x65x65	4000K	1900 lm	20W			
LDVBAT60020W850	600x65x65	5000K	1900 lm	20W			
LDVBAT120040W830	1135x65x65	3000K	3420 lm	40W			
LDVBAT120040W840	1135x65x65	4000K	3800 lm	40W			1.41
LDVBAT120040W850	1135x65x65	5000K	3800 lm	40W			
LDVBAT150050W830	1450x65x65	3000K	4320 lm	50W			1.79
LDVBAT150050W840	1450x65x65	4000K	4800 lm	50W			
LDVBAT150050W850	1450x65x65	5000K	4800 lm	50W			

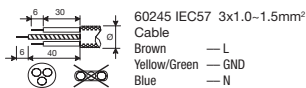
LEDVALUE TRI-COLOUR BATTEN / LEDVALUE BATTEN

1. Luminaire dimensions

Unit:mm



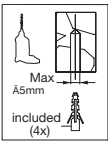
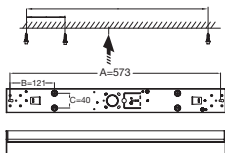
2. Supply Cord



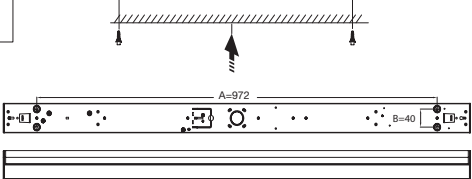
Please use IP20 or above terminal box  
(dimensions can't be smaller than 10x20x25)  
it is not included in the package

3. Surface Mounting

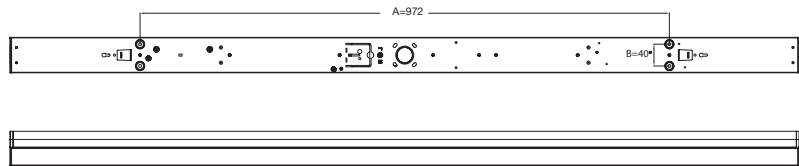
Ⓐ (L600:A/B/C:Mounting distance)



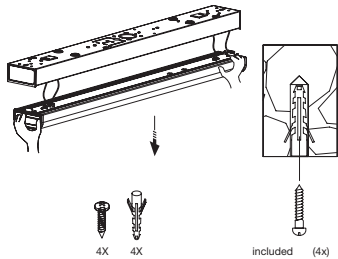
Ⓑ (L1200:A/B:Mounting distance)



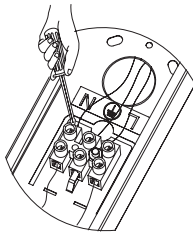
Ⓒ (L1500:A/B:Mounting distance)



4. Open the luminaire and take out the accessories bag

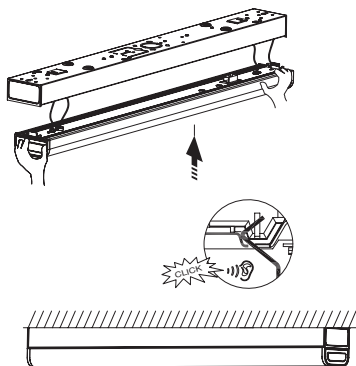


5. Power supply Connection

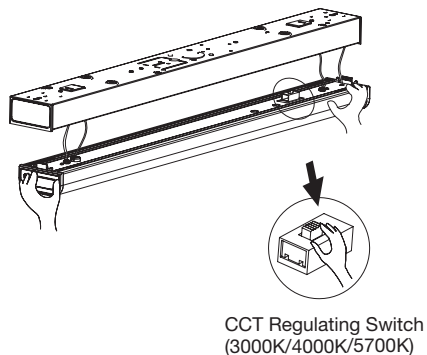


6-1. Single CCT standard version:  
directly installation

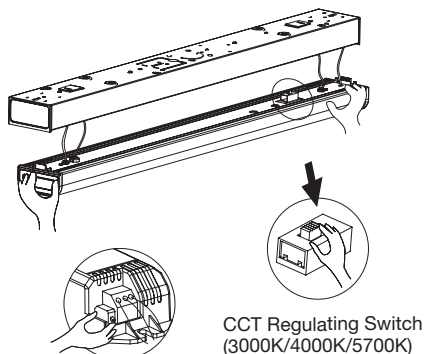
Close the luminaire



6-2. Tri-CCT standard version:  
switch to required CCT

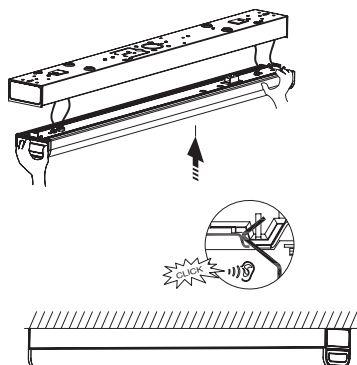


6-3. Tri-CCT & Dimmable version:  
switch to required CCT.  
Select power on driver:  
full power or half power.



Power regulating switch  
1: H (H=Half power)  
ON: F (F=Full power)

7. Close the luminaire



Please read this manual carefully before using the product.



1. For indoor use only.
2. Do not switch on before complete installation.
3. The luminaire must be installed by a licensed electrician and wired in accordance with Australian wiring rules.
4. The external flexible cable or cord of this luminaire cannot be replaced; if the cord is damaged, the luminaire shall be destroyed.
5. The light source of this luminaire is not replaceable; when the light source reaches its end of life the whole luminaire shall be replaced.
6. The luminaire is complied with AS/NZS 60598.
7. Luminaire must not be used or stored in corrosive environment where hazardous materials such as Sulphur, Chlorine, phthalates, etc, are present



This marking indicates that this product should not be disposed with other household waste throughout the AU/NZ. To prevent possible harm to the environment or human health from uncontrolled waste disposal, recycle it responsibly to promote the sustainable reuse of material resources. To return your used device, please use the return and collection system or contact the retailer where the product was purchased. They can take this product for environmental safe recycling.

Our goods come with guarantees that cannot be excluded under the Australian Consumer Law. You are entitled to a replacement or refund for a major failure and compensation for any other reasonably foreseeable loss or damage. You are also entitled to have the goods repaired or replaced if the goods fail to be of acceptable quality and the failure does not amount to a major failure. For information please contact Ledvance.

LEDVANCE Pty Ltd  
ABN 34 050 103 181  
Suite 2.1A  
394 Lane Cove Road  
Macquarie Park NSW 2113,  
Australia  
Ph +61 29481 8399  
[www.ledvance.com.au](http://www.ledvance.com.au)



IP20



C10449057  
G11079869  
2019-07-11

[www.ledvance.com.au](http://www.ledvance.com.au)