



Prüfbericht-Nr.: <i>Test report no.:</i>	CN2293R9 002	Auftrags-Nr.: <i>Order no.:</i>	168384398	Seite 1 von 19 <i>Page 1 of 19</i>	
Kunden-Referenz-Nr.: <i>Client reference no.:</i>	N/A	Auftragsdatum: <i>Order date:</i>	2022-08-01		
Auftraggeber: <i>Client:</i>	IKEA of Sweden AB Box 702, SE-343 81, Älmhult, Sweden				
Prüfgegenstand: <i>Test item:</i>	Wireless dimmer, Blinds remote, Shortcut button				
Bezeichnung / Typ-Nr.: <i>Identification / Type no.:</i>	E2201, E2211, E2213 (Trademark: IKEA)				
Auftrags-Inhalt: <i>Order content:</i>	Test Report				
Prüfgrundlage: <i>Test specification:</i>	CFR47 FCC Part 15: Subpart C Section 15.247 CFR47 FCC Part 15: Subpart C Section 15.209		RSS-247 Issue 2 February 2017 RSS-Gen Issue 5 March 2019		
Wareneingangsdatum: <i>Date of sample receipt:</i>	2022-08-09	Please refer to Photo Document			
Prüfmuster-Nr.: <i>Test sample no.:</i>	A003310747-001~002				
Prüfzeitraum: <i>Testing period:</i>	2022-08-10 to 2022-08-16				
Ort der Prüfung: <i>Place of testing:</i>	TÜV Rheinland (Shenzhen) Co., Ltd.				
Prüflaboratorium: <i>Testing laboratory:</i>	TÜV Rheinland (Shenzhen) Co., Ltd.				
Prüfergebnis*: <i>Test result*:</i>	Pass				
geprüft von: <i>tested by:</i>	 <u>Hardy Suo</u>		genehmigt von: <i>authorized by:</i>	 <u>Lin Lin</u>	
Datum: <i>Date:</i>	2022-11-04		Ausstellungsdatum: <i>Issue date:</i>	2022-11-04	
Stellung / Position:	Sachverständige(r) / Expert		Stellung / Position:	Sachverständige(r) / Expert	
Sonstiges / Other:	FCC ID: FHO-E2201 IC: 10912A-E2201 HVIN: E2201, E2211, E2213				
Zustand des Prüfgegenstandes bei Anlieferung: <i>Condition of the test item at delivery:</i>	Prüfmuster vollständig und unbeschädigt <i>Test item complete and undamaged</i>				
* Legende:	1 = sehr gut P(ass) = entspricht o.g. Prüfgrundlage(n)	2 = gut F(ail) = entspricht nicht o.g. Prüfgrundlage(n)	3 = befriedigend F(ail) = entspricht nicht o.g. Prüfgrundlage(n)	4 = ausreichend N/A = nicht anwendbar	5 = mangelhaft N/T = nicht getestet
* Legend:	1 = very good P(ass) = passed a.m. test specification(s)	2 = good F(ail) = failed a.m. test specification(s)	3 = satisfactory F(ail) = failed a.m. test specification(s)	4 = sufficient N/A = not applicable	5 = poor N/T = not tested
Dieser Prüfbericht bezieht sich nur auf das o.g. Prüfmuster und darf ohne Genehmigung der Prüfstelle nicht auszugsweise vervielfältigt werden. Dieser Bericht berechtigt nicht zur Verwendung eines Prüfzeichens. <i>This test report only relates to the a. m. test sample. Without permission of the test center this test report is not permitted to be duplicated in extracts. This test report does not entitle to carry any test mark.</i>					

v05

Test Summary

5.1.1 ANTENNA REQUIREMENT

RESULT: Pass

5.1.2 MAXIMUM PEAK CONDUCTED OUTPUT POWER

RESULT: Pass

5.1.3 CONDUCTED POWER SPECTRAL DENSITY

RESULT: Pass

5.1.4 6DB BANDWIDTH

RESULT: Pass

5.1.5 99% BANDWIDTH

RESULT: Pass

5.1.6 CONDUCTED SPURIOUS EMISSIONS MEASURED IN 100 KHZ BANDWIDTH

RESULT: Pass

5.1.7 RADIATED SPURIOUS EMISSION

RESULT: Pass

Contents

1	GENERAL REMARKS	4
1.1	COMPLEMENTARY MATERIALS	4
2	TEST SITES	5
2.1	TEST FACILITIES	5
2.2	LIST OF TEST AND MEASUREMENT INSTRUMENTS.....	5
2.3	TRACEABILITY	6
2.4	CALIBRATION	6
2.5	MEASUREMENT UNCERTAINTY.....	6
2.6	LOCATION OF ORIGINAL DATA.....	6
2.7	STATUS OF FACILITY USED FOR TESTING.....	6
3	GENERAL PRODUCT INFORMATION	7
3.1	PRODUCT FUNCTION AND INTENDED USE.....	7
3.2	RATINGS AND SYSTEM DETAILS	7
3.3	INDEPENDENT OPERATION MODES	9
3.4	NOISE GENERATING AND NOISE SUPPRESSING PARTS.....	9
3.5	SUBMITTED DOCUMENTS.....	9
4	TEST SET-UP AND OPERATION MODES	10
4.1	PRINCIPLE OF CONFIGURATION SELECTION	10
4.2	TEST OPERATION AND TEST SOFTWARE.....	10
4.3	SPECIAL ACCESSORIES AND AUXILIARY EQUIPMENT.....	10
4.4	COUNTERMEASURES TO ACHIEVE EMC COMPLIANCE.....	10
4.5	TEST SETUP DIAGRAM.....	11
5	TEST RESULTS	12
5.1	TRANSMITTER REQUIREMENT & TEST SUITES	12
5.1.1	<i>Antenna Requirement</i>	<i>12</i>
5.1.2	<i>Maximum Peak Conducted Output Power.....</i>	<i>13</i>
5.1.3	<i>Conducted Power Spectral Density</i>	<i>14</i>
5.1.4	<i>6dB Bandwidth</i>	<i>15</i>
5.1.5	<i>99% Bandwidth</i>	<i>16</i>
5.1.6	<i>Conducted Spurious Emissions Measured in 100 kHz Bandwidth</i>	<i>17</i>
5.1.7	<i>Radiated Spurious Emission</i>	<i>18</i>
6	PHOTOGRAPHS OF THE TEST SET-UP.....	19
7	LIST OF TABLES.....	19

1 General Remarks

1.1 Complementary Materials

All attachments are integral parts of this test report. This applies especially to the following appendix:

Appendix A: Test Results of Zigbee

Appendix B: Photographs of the Test Set-up

2 Test Sites

2.1 Test Facilities

TÜV Rheinland (Shenzhen) Co., Ltd.

No. 362 Huanguan Road Middle, Longhua District, 518110, Shenzhen, P. R. China.

FCC Registration No.: 694916

IC Registration No.: 25069 and the CAB identifier is CN0078.

2.2 List of Test and Measurement Instruments

Table 1: List of Test and Measurement Equipment

Radio Spectrum Testing (SRD-Tonscend)				
Equipment	Manufacturer	Model	Serial No.	Cal. until
EXA Signal Analyzer, Multi-touch	Keysight	N9010B	MY60241175	2022-09-28
MXG X-Series RF Vector Signal Generator	Keysight	N5182B	MY61250137	2022-09-28
EXG X-Series Microwave Analog Signal Generator	Keysight	N5173B	MY61250141	2022-09-28
DC power supply	Keysight	E3642A	MY61276100	2022-09-28
Power Control Unit	Tonscend	JS0806-4ADC	N/A	2022-09-28
Automation Control Unit	Tonscend	JS0806-2	21C8060396	2022-09-28
Test Software	Tonscend	JS1120-3	N/A	N/A
Control PC	Lenovo	TianYi510S-071MB	YXL23JMF	N/A
Shielding Room 8#	Albatross	SR8	APC17151-SR8	2024-06-22
Unwanted Emission Testing (TS9975)				
Equipment	Manufacturer	Model	Serial No.	Cal. until
EMI Test Receiver	R&S	ESR 7	102021	2023-08-02
Signal Analyzer	R&S	FSV 40	101439	2023-08-01
System Controller Interface	R&S	SCI-100	S10010038	N/A
Filterbank	R&S	Wlan	100759	2023-08-01
OSP	R&S	OSP 120	102040	N/A
Pre-amplifier	R&S	SCU08F1	08320031	2023-08-02
Amplifier	R&S	SCU-18F	180070	2023-08-02
Amplifier	R&S	SCU40A	100475	2023-08-02
Trilog Broadband Antenna (30 MHz - 7 GHz)	Schwarzbeck	VULB 9162	193	2023-08-06
Double-Ridged Antenna (1 -18 GHz)	ETS-LINDGREN	3117	00218717	2023-08-06
Wideband Ridged Horn Antenna	Steatite	QMS-00880	19067	2023-08-08

(18-40 GHz)				
Active Loop Antenna	Schwarzbeck	FMZB 1513	302	2023-08-06
Test software	R&S	EMC32 (V10.60.10)	N/A	N/A
Control PC	Dell	OptiPlex 7050	36NV9P2	N/A
3m Semi-Anechoic Chamber	Albatross	SAC-3m	APC17151-SAC	2024-06-22

2.3 Traceability

All measurement equipment calibrations are traceable to NIM (National Institute of Metrology) or where calibration is performed in other countries, to equivalent nationally recognized standards organizations.

2.4 Calibration

Equipment requiring calibration is calibrated periodically by the manufacturer or according to manufacturer's specifications. Additionally all equipment is verified for proper performance on a regular basis using in house standards or comparisons.

2.5 Measurement Uncertainty

The estimated combined standard uncertainty for radiated emissions and conducted emissions measurements as below table.

Parameter	Uncertainty (k=2)
Occupied Channel Bandwidth	± 2.08 %
RF output power, conducted	± 0.99 dB
Unwanted Emissions, conducted	± 0.89 dB
All emissions, radiated	± 4.17 dB

2.6 Location of Original Data

The original copies of all test data taken during actual testing were attached at Appendix A & B of this report and delivered to the applicant. A copy has been retained in the TÜV Rheinland (Shenzhen) Co., Ltd. file for certification follow-up purposes.

2.7 Status of Facility Used for Testing

The TÜV Rheinland (Shenzhen) Co., Ltd. Test facility located at No. 362 Huanguan Road Middle, Longhua District, 518110, Shenzhen, P. R. China. is listed on the US Federal Communications Commission list of facilities approved to perform measurements.

3 General Product Information

3.1 Product Function and Intended Use

The EUT is a Wireless dimmer/Blinds remote/Shortcut button which supports 2.4GHz ZigBee wireless technology.

For details refer to the User Manual, Technical Description and Circuit Diagram.

3.2 Ratings and System Details

Table 2: Technical Specification of EUT

General Information of EUT	Value
Kind of Equipment:	Wireless dimmer, Blinds remote, Shortcut button
Type Designation:	E2201, E2211, E2213
Trademark:	IKEA
FCC ID:	FHO-E2201
IC:	10912A-E2201
HVIN:	E2201, E2211, E2213
Operating Voltage:	Battery operated (1 x LADDA 750mAh battery)
Operating Temperature Range:	0 °C ~ 40 °C
Testing Voltage:	Fully charged battery
<p>Note: as declared by IKEA of Sweden AB that E2201, E2211 and E2213 each model have the same form factor and they are using the same PCBA and the same plastic material. The radio solution is also exactly the same for all the models.</p> <p>There are only two differences between the models:</p> <p>1) Visual change: Each model will have their own Symbols on the top side of the model which is the only difference from visual aspect.</p> <p>2) Software: The only difference between the models and their software is in application part of the software, whereas the software stack related to radio part and it's power performance is same for all the models with no difference as a Zigbee stack version 7.0 from Silicon Labs is used without any modification.</p>	
Technical Specification of ZigBee	
Frequency Range:	2405 MHz to 2480 MHz
Type of Modulation:	DSSS(OQPSK)
Channel Number:	16 channels
Data Rate:	250kbps
Channel Separation:	5 MHz
Antenna Type:	Integral antenna
Antenna Gain:	-3.85 dBi

Table 3: RF Channel and Frequency of ZigBee

RF Channel	Frequency (MHz)	RF Channel	Frequency (MHz)	RF Channel	Frequency (MHz)	RF Channel	Frequency (MHz)
01	2405.0	05	2425.0	09	2445.0	13	2465.0
02	2410.0	06	2430.0	10	2450.0	14	2470.0
03	2415.0	07	2435.0	11	2455.0	15	2475.0
04	2420.0	08	2440.0	12	2460.0	16	2480.0

Test frequencies are lowest channel: 2405 MHz, middle channel: 2445 MHz and highest channel: 2480 MHz

3.3 Independent Operation Modes

The basic operation modes are:

- A. On, ZigBee transmitting mode
 - 1) Low Channel
 - 2) Middle Channel
 - 3) High Channel
- B. On, ZigBee communication
- C. Off

3.4 Noise Generating and Noise Suppressing Parts

Refer to Circuit Diagram for further details.

3.5 Submitted Documents

- User Manual

- Application Form

4 Test Set-up and Operation Modes

4.1 Principle of Configuration Selection

Radio Spectrum: The equipment under test (EUT) was configured at its highest power output in order to measure its highest possible radiation and conducted level. The test modes were adapted accordingly in reference to the instructions for use.

Emission: The equipment under test (EUT) was configured to measure its highest possible radiation level. The test modes were adapted accordingly in reference to the instructions for use.

4.2 Test Operation and Test Software

Test operation refers to test setup in chapter 5. All tests were performed according to the procedures in ANSI C63.10: 2013.

According to clause 3.1, all tests were performed on model E2201 in this report.

4.3 Special Accessories and Auxiliary Equipment

Table 4: Auxiliary Equipment Used during Test

Description	Manufacturer	Model	S/N
Laptop	Lenovo	T480	PF-16A6N8

4.4 Countermeasures to Achieve EMC Compliance

The test sample which has been tested contained the noise suppression parts as described in the Technical Construction File (TCF).

No additional measures were employed to achieve compliance.

4.5 Test Setup Diagram

Diagram of Measurement Configuration for Radiation Test (Below 1GHz)

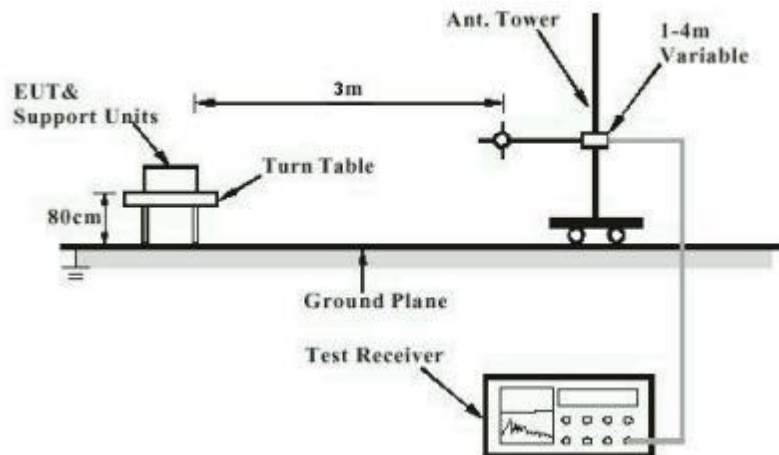


Diagram of Measurement Configuration for Radiation Test (Above 1GHz)

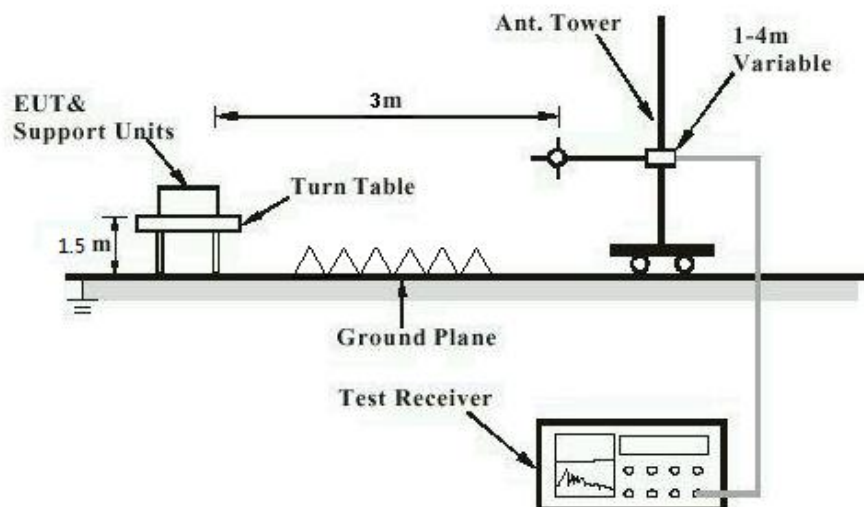
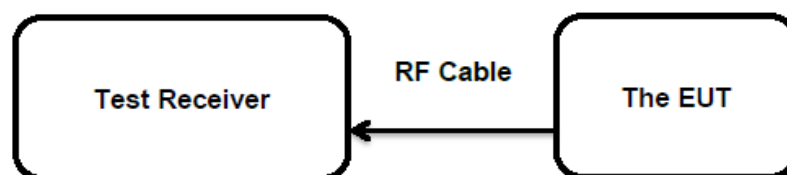


Diagram of Measurement Configuration for Conducted Transmitter Measurement



5 Test Results

5.1 Transmitter Requirement & Test Suites

5.1.1 Antenna Requirement

RESULT:**Pass****Test Specification**

Test standard : FCC Part 15.247(b)(4) and Part 15.203
RSS-Gen Clause 6.8

According to the manufacturer declared, the EUT has an Integral antenna, the directional gain of antenna is -3.85 dBi, permanent attachment and no consideration of replacement.

Therefore, the EUT is considered sufficient to comply with the provision.

Refer to EUT Photo for further details.

5.1.3 Conducted Power Spectral Density

RESULT:**Pass****Test Specification**

Test standard	: FCC Part 15.247(e) RSS-247 Clause 5.2(b)
Basic standard	: ANSI C63.10: 2013
Limits	: < 8 dBm / 3kHz
Kind of test site	: Shielded Room

Test Setup

Date of testing	: 2022-08-10 to 2022-08-11
Input voltage	: Fully charged battery
Operation mode	: A
Test channel	: Low / Middle / High
Ambient temperature	: 25.9 °C
Relative humidity	: 59 %
Atmospheric pressure	: 101 kPa

For the measurement records, refer to the appendix A.

5.1.4 6dB Bandwidth

RESULT:**Pass****Test Specification**

Test standard	: FCC Part 15.247(a)(2) RSS-247 Clause 5.2(a)
Basic standard	: ANSI C63.10: 2013
Limits	: > 500 KHz
Kind of test site	: Shielded Room

Test Setup

Date of testing	: 2022-08-10 to 2022-08-11
Input voltage	: Fully charged battery
Operation mode	: A
Test channel	: Low / Middle / High
Ambient temperature	: 25.9 °C
Relative humidity	: 59 %
Atmospheric pressure	: 101 kPa

For the measurement records, refer to the appendix A.

Prüfbericht - Nr.: **CN2293R9 002**
Test Report No.:Seite 16 von 19
Page 16 of 19

5.1.5 99% Bandwidth

RESULT:**Pass****Test Specification**

Test standard : RSS-Gen Clause 6.7
Basic standard : ANSI C63.10: 2013
Kind of test site : Shielded Room

Test Setup

Date of testing : 2022-08-10 to 2022-08-11
Input voltage : Fully charged battery
Operation mode : A
Test channel : Low / Middle / High
Ambient temperature : 25.9 °C
Relative humidity : 59 %
Atmospheric pressure : 101 kPa

For the measurement records, refer to the appendix A.

Prüfbericht - Nr.: CN2293R9 002

Test Report No.:

Seite 17 von 19

Page 17 of 19

5.1.6 Conducted Spurious Emissions Measured in 100 kHz Bandwidth

RESULT:**Pass****Test Specification**

Test standard	: FCC Part 15.247(d) RSS-247 Clause 5.5
Basic standard	: ANSI C63.10: 2013
Limits	: 20dB (below that in the 100kHz bandwidth within the band that contains the highest level of the desired power); In addition, radiated emissions which fall in the restricted bands, must also comply with the radiated emission limits specified in 15.209(a)
Kind of test site	: Shielded Room

Test Setup

Date of testing	: 2022-08-10 to 2022-08-11
Input voltage	: Fully charged battery
Operation mode	: A
Test channel	: Low / Middle / High
Ambient temperature	: 25.9 °C
Relative humidity	: 59 %
Atmospheric pressure	: 101 kPa

Test results of 100kHz Bandwidth of Frequency Band Edge by Conducted method refer to test plots, and compliance is achieved as well.

For the measurement records, refer to the appendix A.

Prüfbericht - Nr.: CN2293R9 002

Test Report No.:

Seite 18 von 19

Page 18 of 19

5.1.7 Radiated Spurious Emission

RESULT:**Pass****Test Specification**

Test standard	: FCC Part 15.247(d) & FCC Part 15.205 RSS-247 Clause 3.3
Basic standard	: ANSI C63.10: 2013
Limits	: Refer to 15.209(a) of FCC part 15.247(d) RSS-Gen Section 8.9 & 8.10
Kind of test site	: 3m Semi-anechoic Chamber

Test Setup

Date of testing	: 2022-08-15 to 2022-08-16
Input voltage	: Fully charged battery
Operation mode	: A
Test channel	: Low / Middle / High
Ambient temperature	: Refer to test result
Relative humidity	: Refer to test result
Atmospheric pressure	: 101 kPa

Remark:

Testing carried out within frequency range 9kHz to the tenth harmonics. Only the worst-case spurious emissions configuration of the each mode were reported.

For the measurement records, refer to the appendix A.

6 Photographs of the Test Set-Up

For photographs of the test set-up, refer to the appendix B.

7 List of Tables

Table 1: List of Test and Measurement Equipment.....	5
Table 2: Technical Specification of EUT	7
Table 3: RF Channel and Frequency of ZigBee.....	8
Table 4: Auxiliary Equipment Used during Test	10
Table 5: Test Result of Maximum Peak Conducted Output Power.....	13

Appendix A: Test Results of Zigbee

APPENDIX A: TEST RESULTS OF ZIGBEE	1
APPENDIX A.1: TEST RESULTS OF CONDUCTED POWER SPECTRAL DENSITY	2
APPENDIX A.2: TEST RESULTS OF 6DB BANDWIDTH	4
APPENDIX A.3: TEST RESULTS OF 99% BANDWIDTH.....	6
APPENDIX A.4: TEST RESULTS OF CONDUCTED SPURIOUS EMISSIONS MEASURED IN 100 KHz BANDWIDTH	8
<i>Conducted Spurious Emission</i>	8
<i>Band Edge</i>	12
APPENDIX A.5: TEST RESULTS OF RADIATED SPURIOUS EMISSIONS	13
30 MHz - 1GHz	13
1GHz - 18GHz	15
APPENDIX A.6: TEST RESULTS OF RADIATED EMISSIONS IN RESTRICTED BANDS.....	27

Appendix A.1: Test Results of Conducted Power Spectral Density

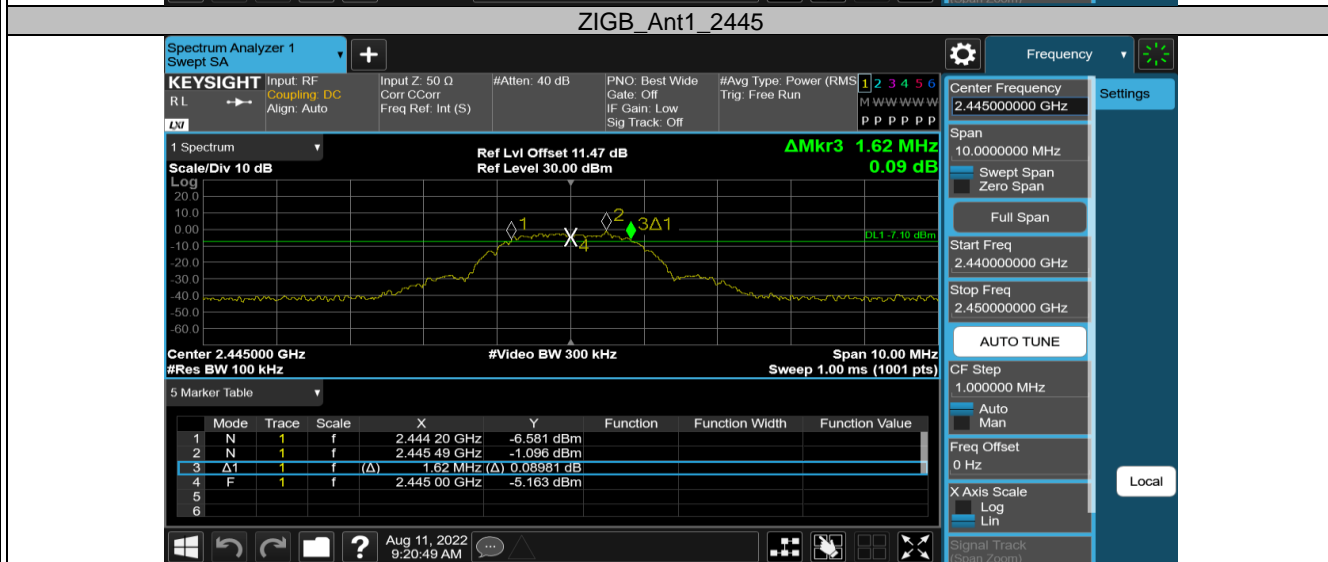
TestMode	Antenna	Frequency[MHz]	Result[dBm/3-100kHz]	Limit[dBm/3kHz]	Verdict
2.4GHz Zigbee	Ant1	2405	-12.38	≤8.00	PASS
		2445	-12.62	≤8.00	PASS
		2480	-12.17	≤8.00	PASS

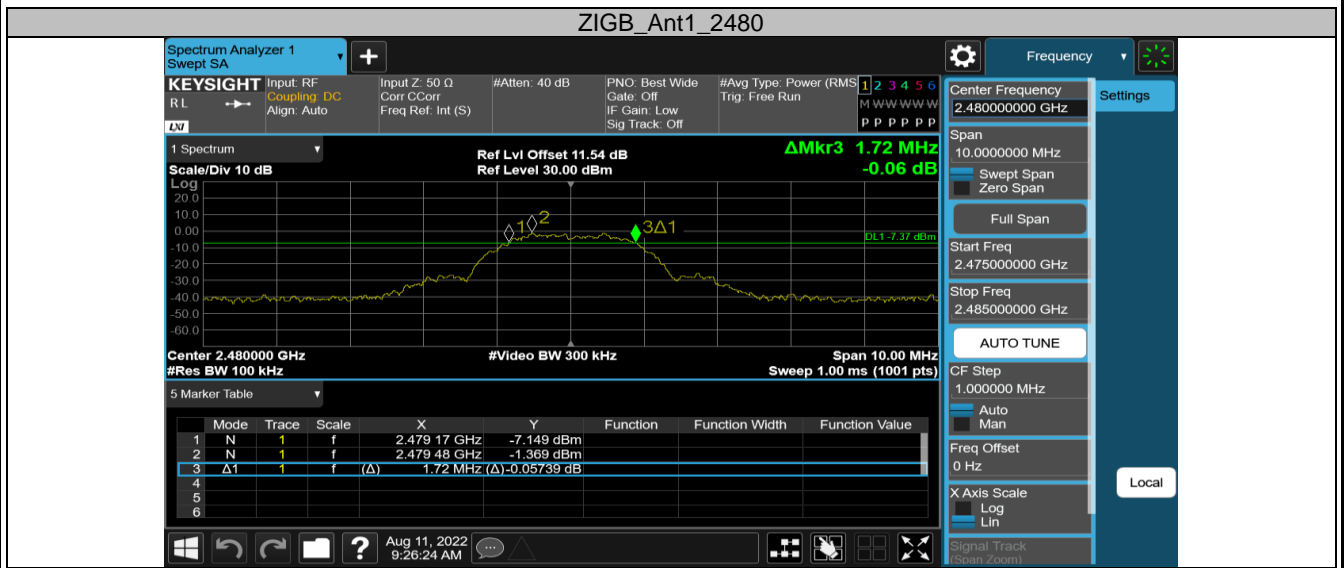




Appendix A.2: Test Results of 6dB Bandwidth

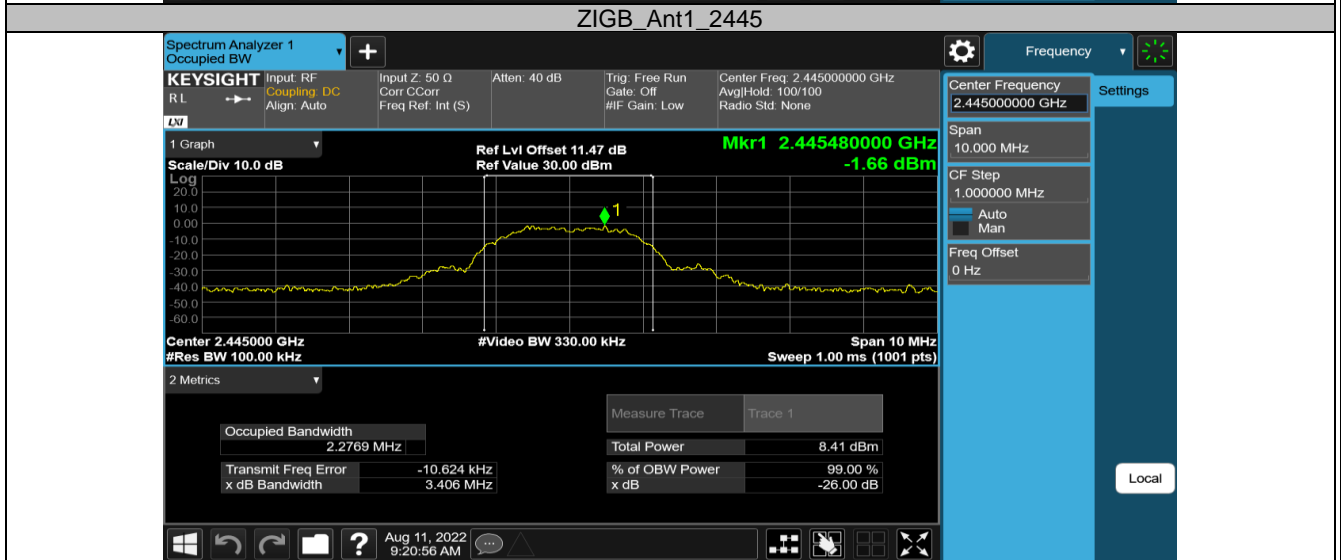
TestMode	Antenna	Frequency[MHz]	DTS BW [MHz]	FL[MHz]	FH[MHz]	Limit[MHz]	Verdict
2.4GHz Zigbee	Ant1	2405	1.610	2404.190	2405.800	0.5	PASS
		2445	1.620	2444.200	2445.820	0.5	PASS
		2480	1.720	2479.170	2480.890	0.5	PASS

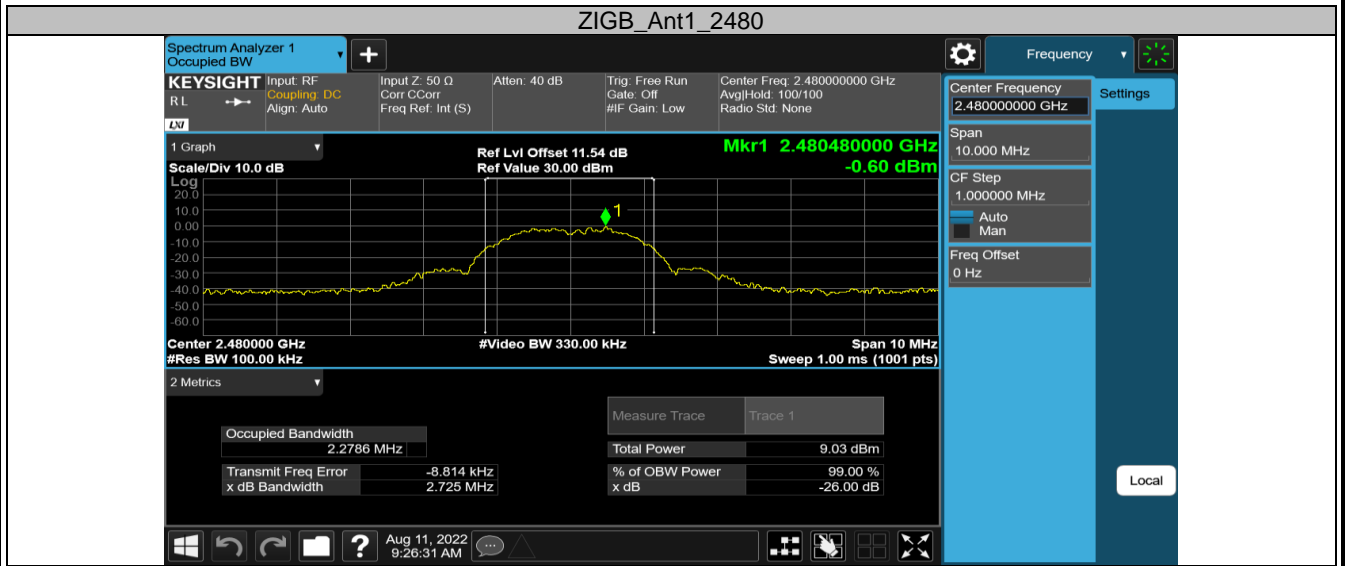




Appendix A.3: Test Results of 99% Bandwidth

TestMode	Antenna	Frequency[MHz]	OCB [MHz]	FL[MHz]	FH[MHz]	Limit[MHz]	Verdict
2.4GHz Zigbee	Ant1	2405	2.3022	2403.8387	2406.1409	---	PASS
		2445	2.2769	2443.8509	2446.1278	---	PASS
		2480	2.2786	2478.8519	2481.1305	---	PASS

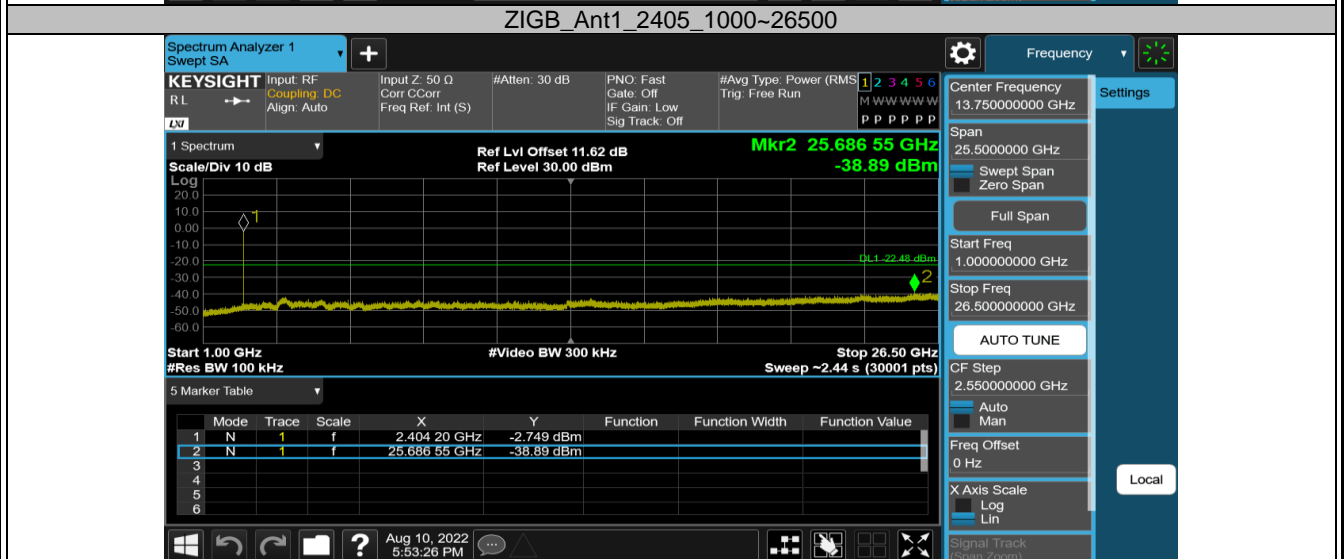
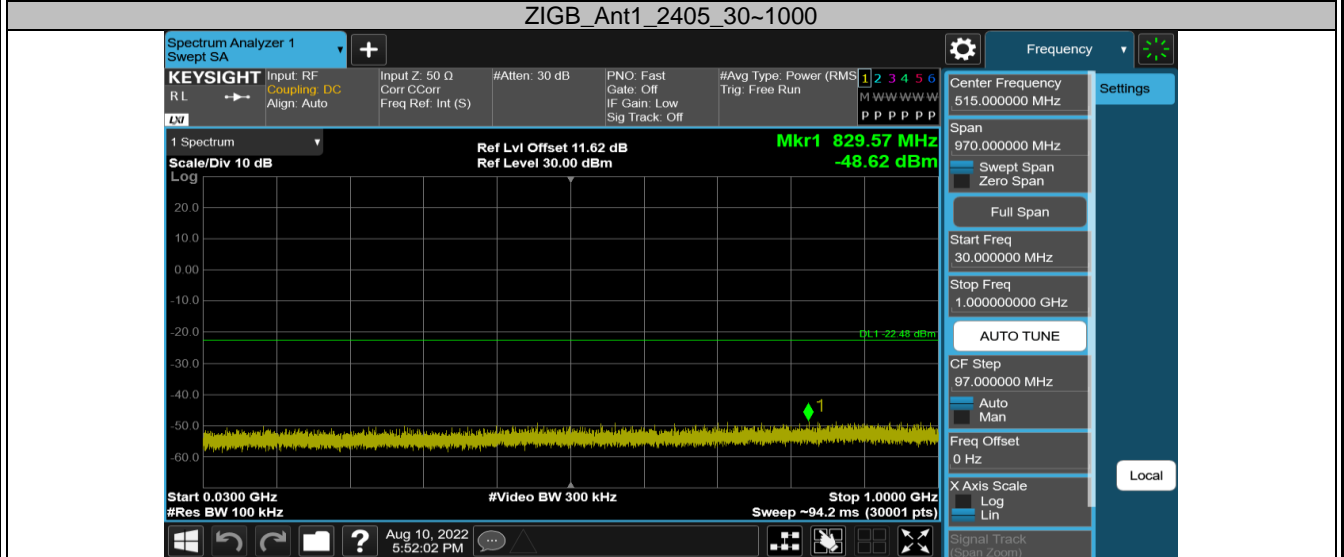


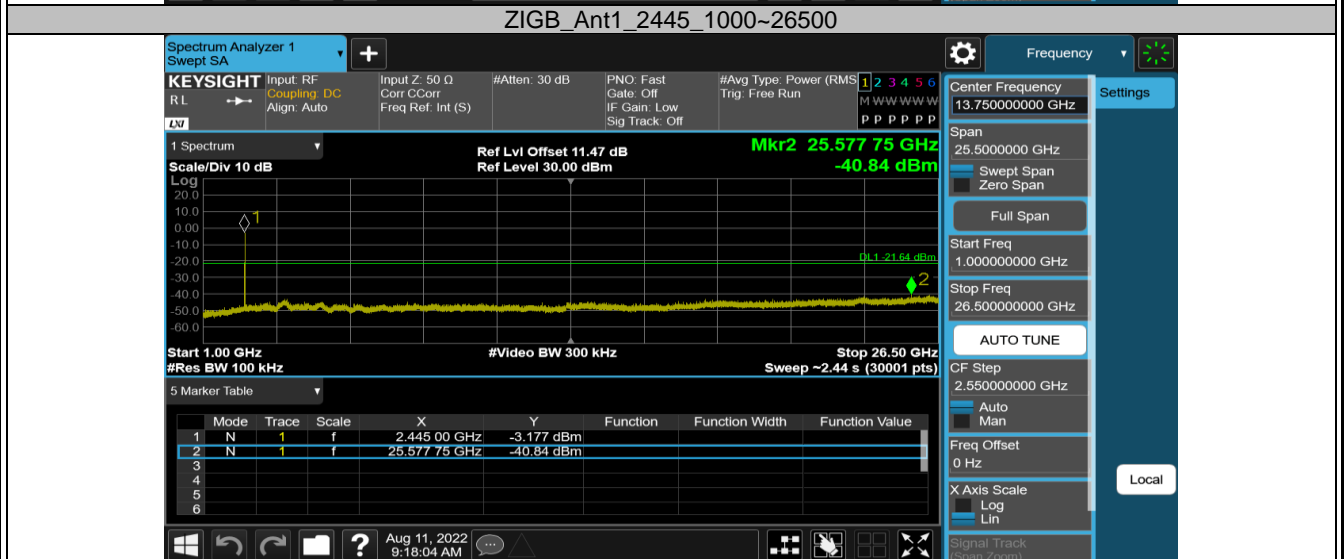
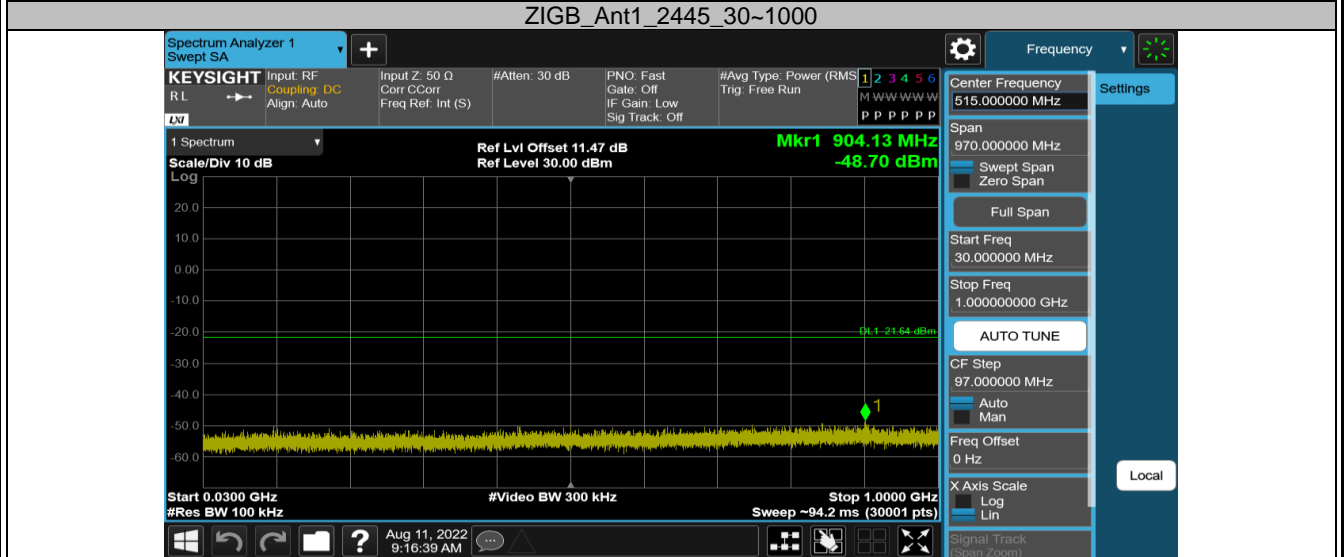


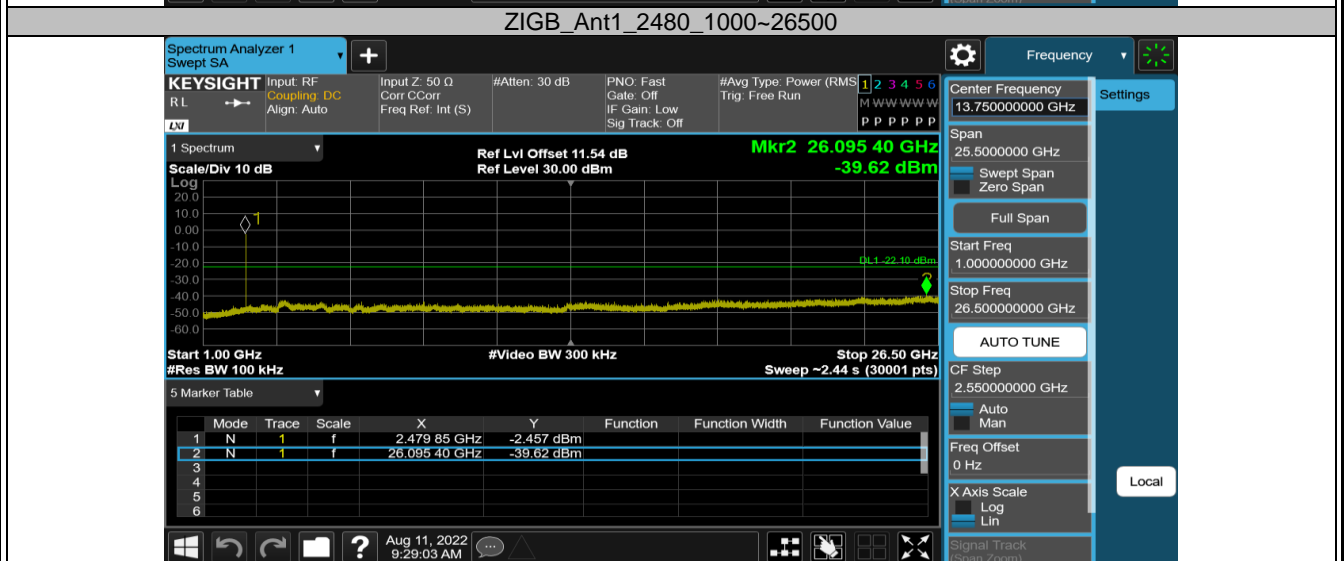
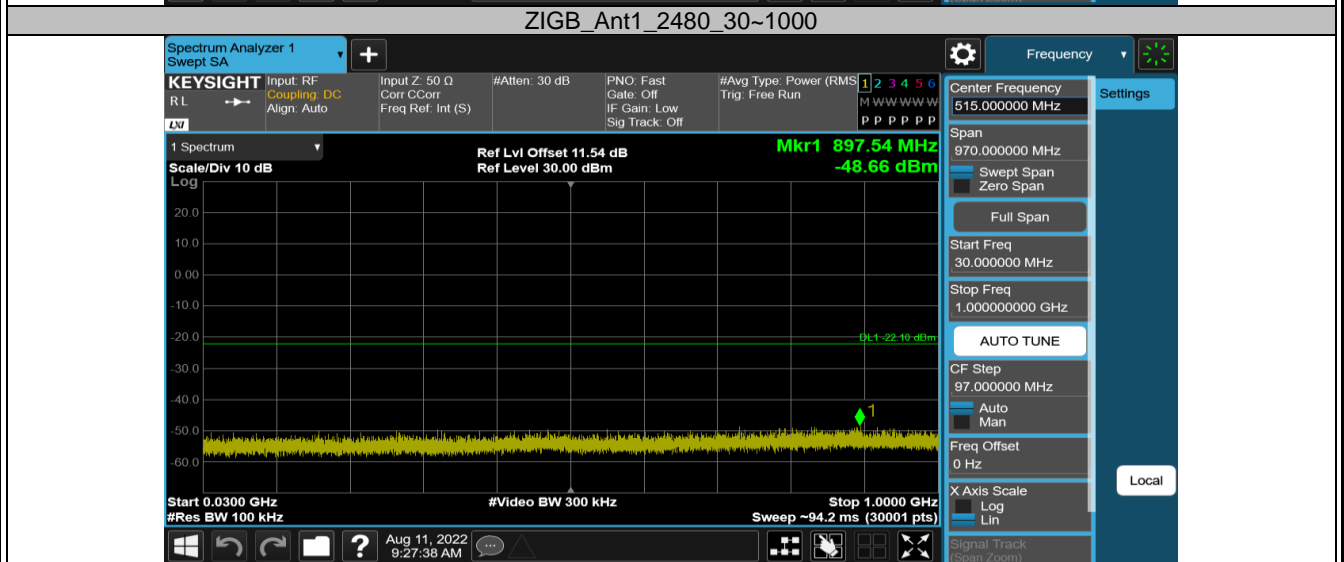
Appendix A.4: Test Results of Conducted Spurious Emissions Measured in 100 kHz Bandwidth

Conducted Spurious Emission

TestMode	Antenna	Frequency[MHz]	FreqRange [MHz]	RefLevel [dBm]	Result[dBm]	Limit[dBm]	Verdict
2.4GHz Zigbee	Ant1	2405	Reference	-2.48	-2.48	---	PASS
			30~1000	-2.48	-48.62	≤-22.48	PASS
			1000~26500	-2.48	-38.89	≤-22.48	PASS
		2445	Reference	-1.64	-1.64	---	PASS
			30~1000	-1.64	-48.7	≤-21.64	PASS
			1000~26500	-1.64	-40.84	≤-21.64	PASS
		2480	Reference	-2.10	-2.10	---	PASS
			30~1000	-2.10	-48.66	≤-22.1	PASS
			1000~26500	-2.10	-39.62	≤-22.1	PASS

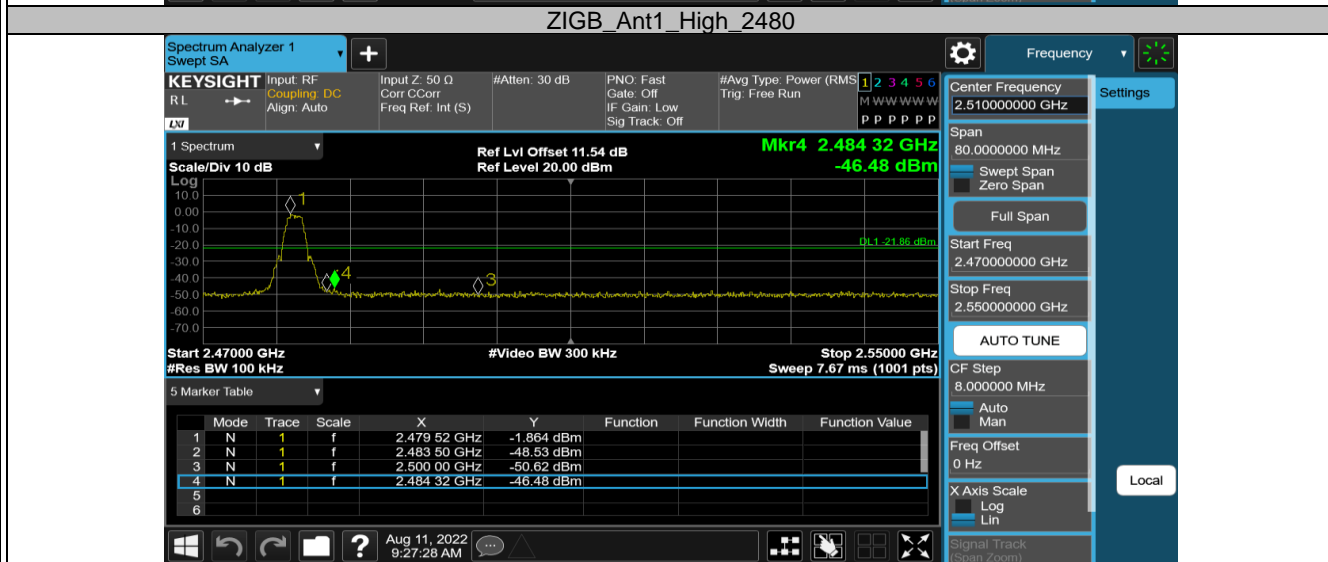
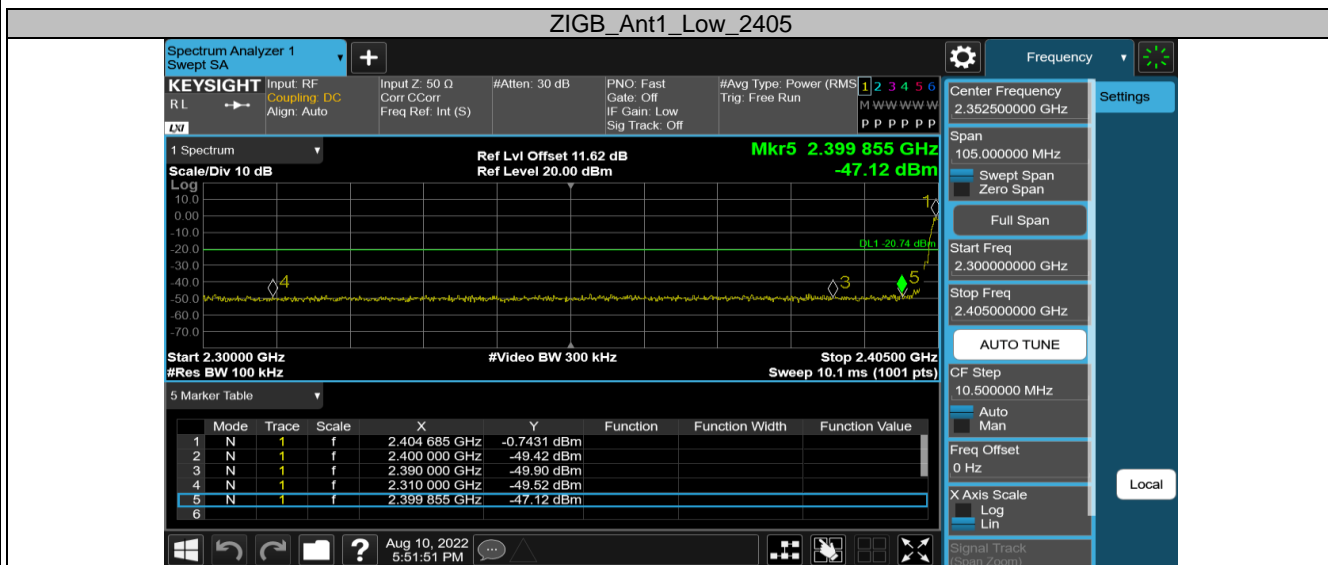






Band Edge

TestMode	Antenna	ChName	Frequency[MHz]	RefLevel[dBm]	Result[dBm]	Limit[dBm]	Verdict
2.4GHz Zigbee	Ant1	Low	2405	-0.74	-47.12	≤-20.74	PASS
		High	2480	-1.86	-46.48	≤-21.86	PASS



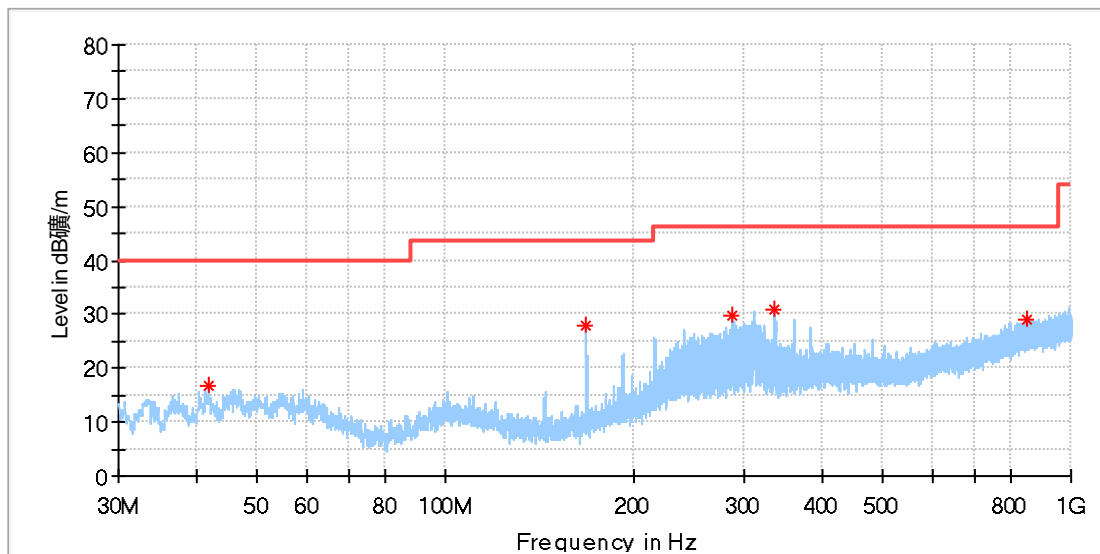
Appendix A.5: Test Results of Radiated Spurious Emissions

Note: Testing was carried out within frequency range 9kHz to the tenth harmonics. The measurement results below 30MHz and 18GHz - 26.5GHz were greater than 20dB below the limit, so only the radiated spurious emissions from 30MHz to 18GHz were reported.

30 MHz - 1GHz

EUT Information

EUT Name:	Wireless dimmer
Model:	E2201
Test Mode:	Zigbee Mid CH
Order No/Sample No:	168384398/A003310747-002
Test Voltage:	Battery
Remark:	Temp 23 Humi:53%
Test Standard:	FCC 15.247
Tested By:	Kei Zhang
Reviewed By:	Terry Yin



Critical Freqs

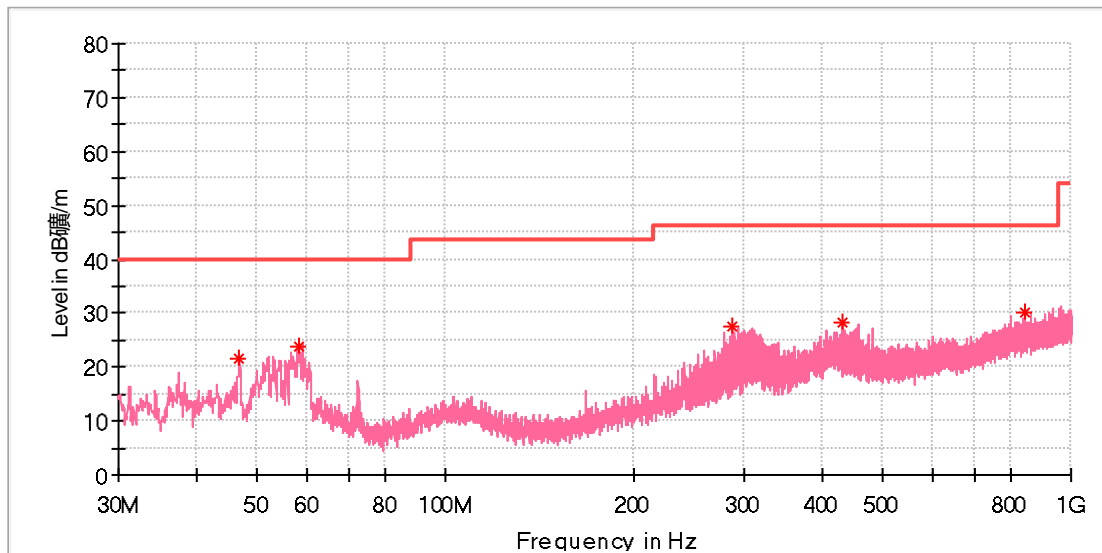
Frequency (MHz)	MaxPeak (dBµV/m)	Limit (dBµV/m)	Margin (dB)	Height (cm)	Pol	Azimuth (deg)	Corr. (dB/m)
41.785500	16.66	40.00	23.34	100.0	H	236.0	-19.6
168.031000	27.79	43.50	15.71	100.0	H	155.0	-21.3
287.826000	29.61	46.00	16.39	100.0	H	127.0	-16.6
335.889500	31.07	46.00	14.93	100.0	H	23.0	-15.2
846.982500	29.14	46.00	16.86	100.0	H	36.0	-5.6

Final Result

Frequency (MHz)	QuasiPeak (dBµV/m)	Limit (dBµV/m)	Margin (dB)	Height (cm)	Pol	Azimuth (deg)	Corr. (dB/m)
---	---	---	---	---		---	---

EUT Information

EUT Name: Wireless dimmer
 Model: E2201
 Test Mode: Zigbee Mid CH
 Order No/Sample No: 168384398/A003310747-002
 Test Voltage: Battery
 Remark: Temp 23 Humi:53%
 Test Standard: FCC 15.247
 Tested By: Kei Zhang
 Reviewed By: Terry Yin



Critical_Freqs

Frequency (MHz)	MaxPeak (dBµV/m)	Limit (dBµV/m)	Margin (dB)	Height (cm)	Pol	Azimuth (deg)	Corr. (dB/m)
46.878000	21.72	40.00	18.28	100.0	V	156.0	-18.5
58.178500	23.82	40.00	16.18	100.0	V	213.0	-18.8
287.729000	27.69	46.00	18.31	100.0	V	72.0	-16.6
430.998000	28.14	46.00	17.86	100.0	V	161.0	-13.3
843.151000	30.19	46.00	15.81	100.0	V	245.0	-5.6

Final_Result

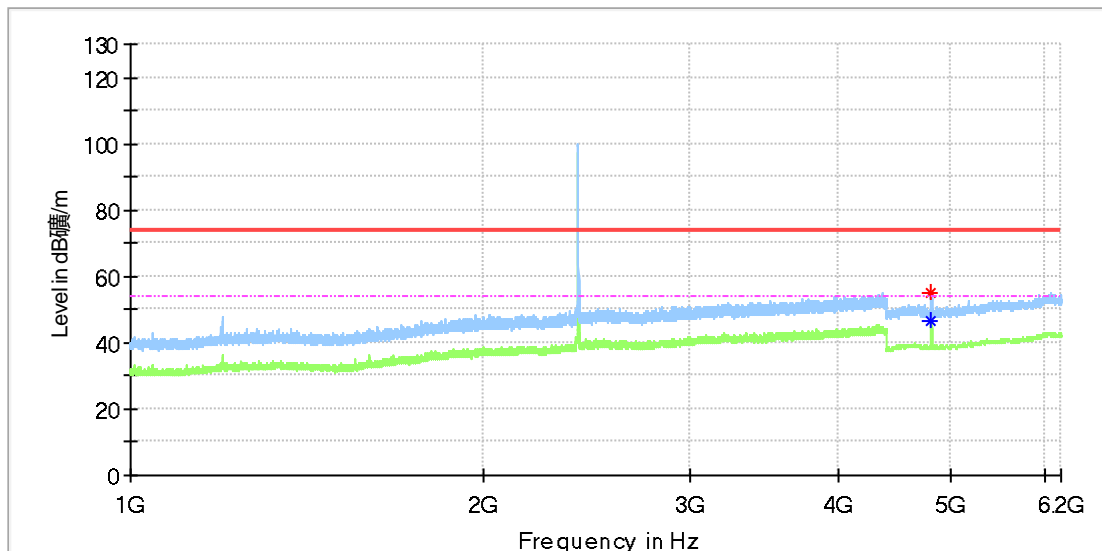
Frequency (MHz)	QuasiPeak (dBµV/m)	Limit (dBµV/m)	Margin (dB)	Height (cm)	Pol	Azimuth (deg)	Corr. (dB/m)
---	---	---	---	---		---	---

1GHz - 18GHz

Note: The highest waveform in the figure is Zigbee Fundamental.

EUT Information

EUT Name:	Wireless dimmer
Model:	E2201
Test Mode:	Zigbee L CH
Order No/Sample No:	168384398/A003310747-002
Test Voltage:	Battery
Remark:	Temp 23 Humi:53%
Test Standard:	FCC 15.247
Tested By:	Kei Zhang
Reviewed By:	Terry Yin



Critical_Freqs

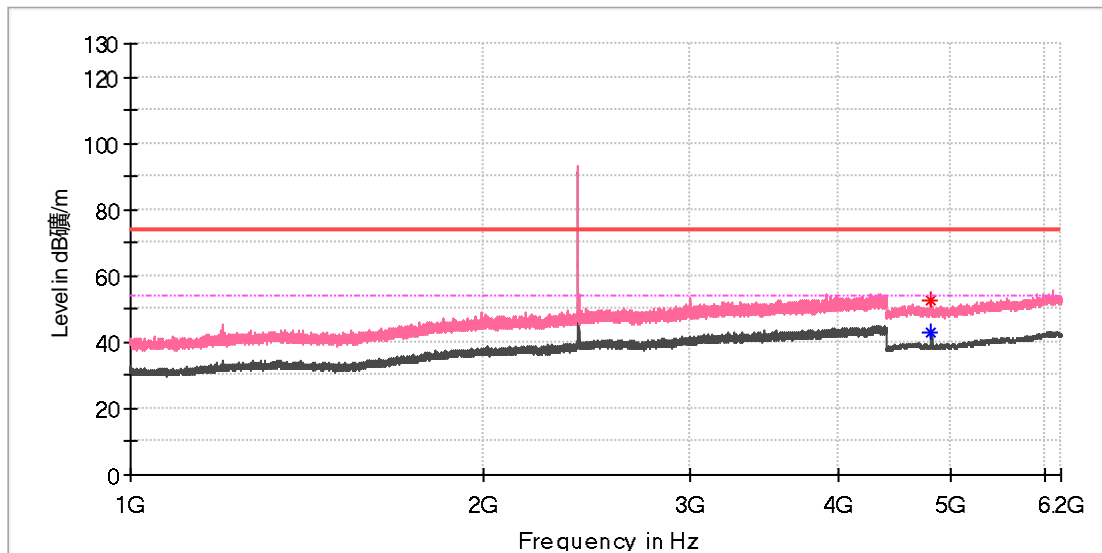
Frequency (MHz)	MaxPeak (dBµV/m)	Average (dBµV/m)	Limit (dBµV/m)	Margin (dB)	Height (cm)	Pol	Azimuth (deg)	Corr. (dB/m)
4809.000000	54.87	---	74.00	19.13	100.0	H	338.0	11.8
4809.000000	---	46.62	54.00	7.38	100.0	H	338.0	11.8

Final_Result

Frequency (MHz)	MaxPeak (dBµV/m)	Limit (dBµV/m)	Margin (dB)	Height (cm)	Pol	Azimuth (deg)	Corr. (dB/m)
---	---	---	---	---		---	---

EUT Information

EUT Name: Wireless dimmer
 Model: E2201
 Test Mode: Zigbee L CH
 Order No/Sample No: 168384398/A003310747-002
 Test Voltage: Battery
 Remark: Temp 23 Humi:53%
 Test Standard: FCC 15.247
 Tested By: Kei Zhang
 Reviewed By: Terry Yin



Critical Freqs

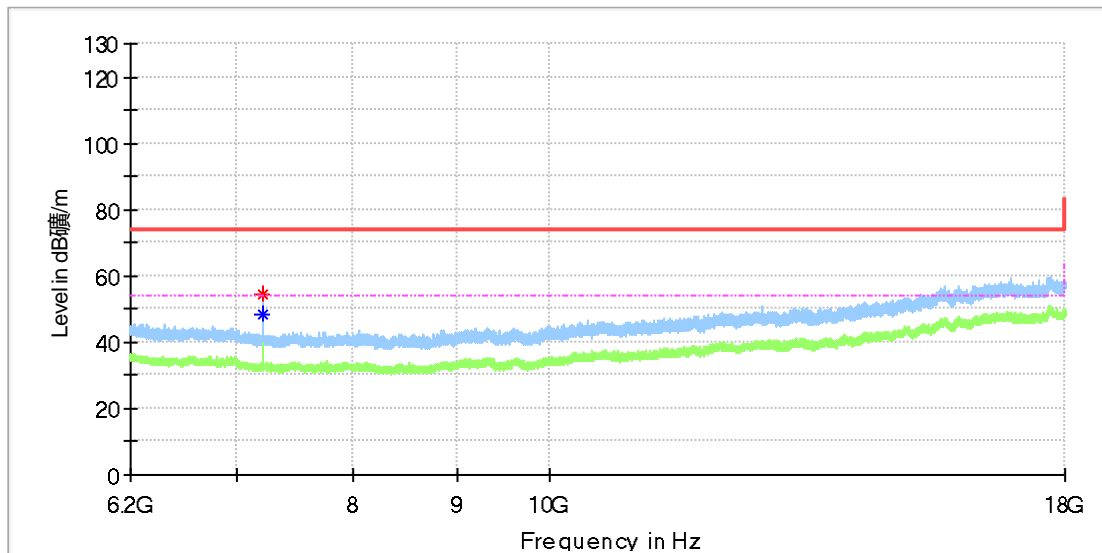
Frequency (MHz)	MaxPeak (dBµV/m)	Average (dBµV/m)	Limit (dBµV/m)	Margin (dB)	Height (cm)	Pol	Azimuth (deg)	Corr. (dB/m)
4808.500000	52.59	---	74.00	21.41	100.0	V	163.0	11.8
4809.000000	---	42.97	54.00	11.03	100.0	V	26.0	11.8

Final Result

Frequency (MHz)	MaxPeak (dBµV/m)	Limit (dBµV/m)	Margin (dB)	Height (cm)	Pol	Azimuth (deg)	Corr. (dB/m)
---	---	---	---	---		---	---

EUT Information

EUT Name: Wireless dimmer
 Model: E2201
 Test Mode: Zigbee L CH
 Order No/Sample No: 168384398/A003310747-002
 Test Voltage: Battery
 Remark: Temp 23 Humi:53%
 Test Standard: FCC 15.247
 Tested By: Kei Zhang
 Reviewed By: Terry Yin



Critical_Freqs

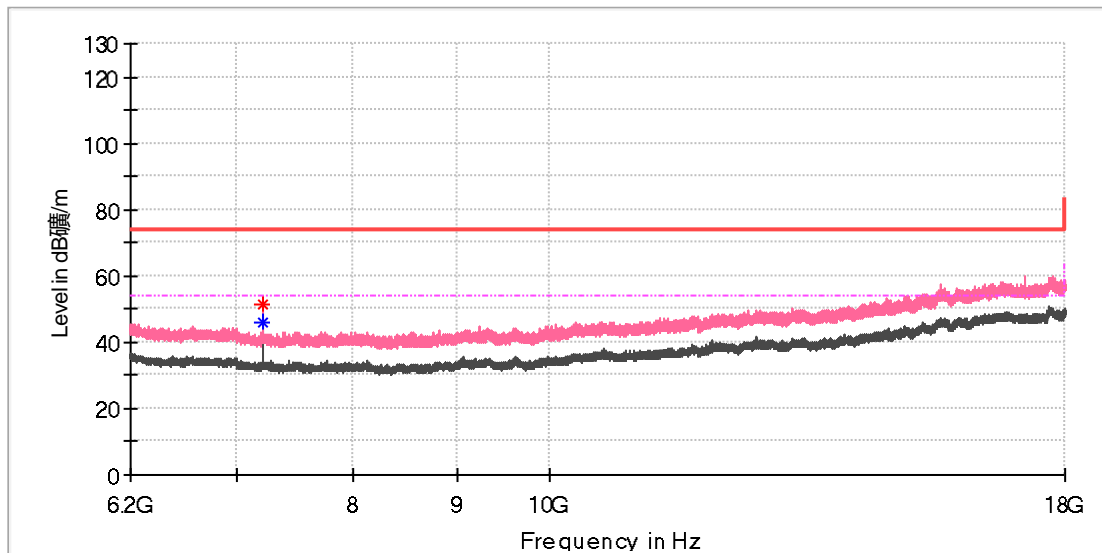
Frequency (MHz)	MaxPeak (dBµV/m)	Average (dBµV/m)	Limit (dBµV/m)	Margin (dB)	Height (cm)	Pol	Azimuth (deg)	Corr. (dB/m)
7213.325000	54.50	---	74.00	19.50	100.0	H	304.0	8.7
7216.766667	---	48.29	54.00	5.71	100.0	H	315.0	8.7

Final_Result

Frequency (MHz)	MaxPeak (dBµV/m)	Limit (dBµV/m)	Margin (dB)	Height (cm)	Pol	Azimuth (deg)	Corr. (dB/m)
---	---	---	---	---		---	---

EUT Information

EUT Name: Wireless dimmer
 Model: E2201
 Test Mode: Zigbee L CH
 Order No/Sample No: 168384398/A003310747-002
 Test Voltage: Battery
 Remark: Temp 23 Humi:53%
 Test Standard: FCC 15.247
 Tested By: Kei Zhang
 Reviewed By: Terry Yin



Critical_Freqs

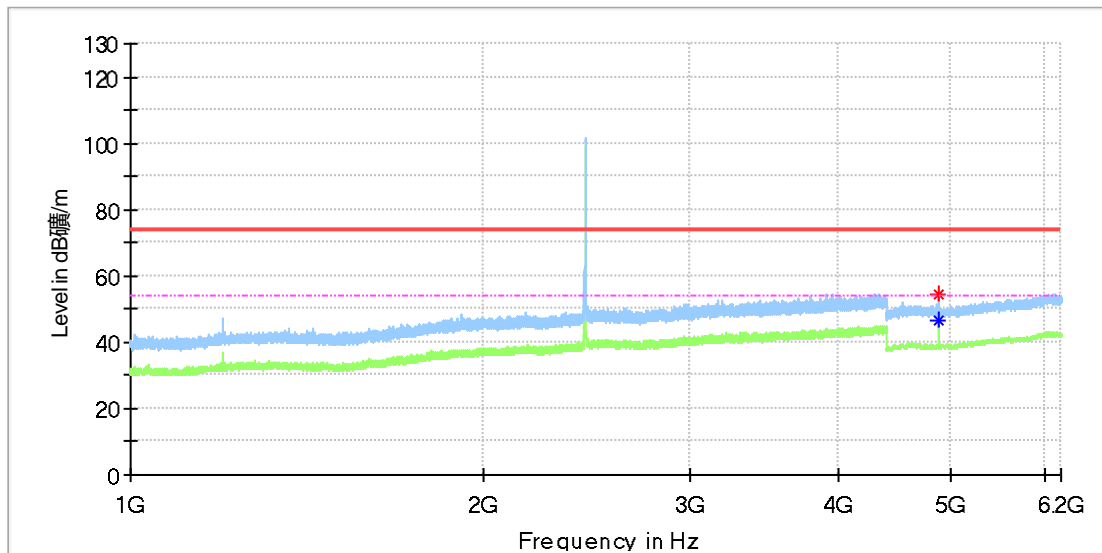
Frequency (MHz)	MaxPeak (dBµV/m)	Average (dBµV/m)	Limit (dBµV/m)	Margin (dB)	Height (cm)	Pol	Azimuth (deg)	Corr. (dB/m)
7216.275000	---	46.03	54.00	7.97	100.0	V	263.0	8.7
7216.766667	51.55	---	74.00	22.45	100.0	V	228.0	8.7

Final_Result

Frequency (MHz)	MaxPeak (dBµV/m)	Limit (dBµV/m)	Margin (dB)	Height (cm)	Pol	Azimuth (deg)	Corr. (dB/m)
---	---	---	---	---		---	---

EUT Information

EUT Name: Wireless dimmer
 Model: E2201
 Test Mode: Zigbee Mid CH
 Order No/Sample No: 168384398/A003310747-002
 Test Voltage: Battery
 Remark: Temp 23 Humi:53%
 Test Standard: FCC 15.247
 Tested By: Kei Zhang
 Reviewed By: Terry Yin



Critical_Freqs

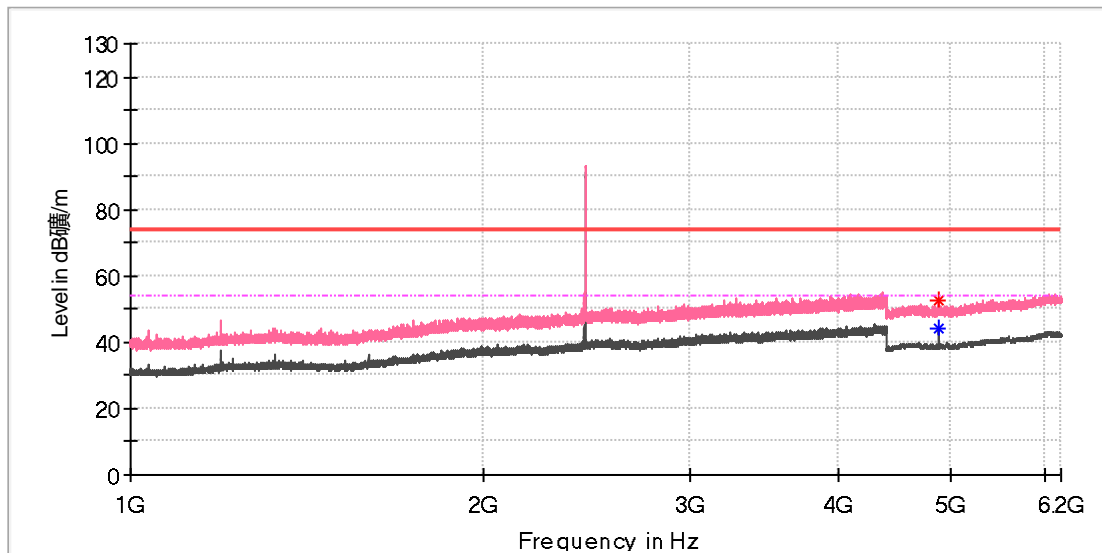
Frequency (MHz)	MaxPeak (dBµV/m)	Average (dBµV/m)	Limit (dBµV/m)	Margin (dB)	Height (cm)	Pol	Azimuth (deg)	Corr. (dB/m)
4879.000000	54.61	---	74.00	19.39	100.0	H	337.0	11.8
4879.000000	---	46.70	54.00	7.30	100.0	H	337.0	11.8

Final_Result

Frequency (MHz)	MaxPeak (dBµV/m)	Limit (dBµV/m)	Margin (dB)	Height (cm)	Pol	Azimuth (deg)	Corr. (dB/m)
---	---	---	---	---		---	---

EUT Information

EUT Name: Wireless dimmer
 Model: E2201
 Test Mode: Zigbee Mid CH
 Order No/Sample No: 168384398/A003310747-002
 Test Voltage: Battery
 Remark: Temp 23 Humi:53%
 Test Standard: FCC 15.247
 Tested By: Kei Zhang
 Reviewed By: Terry Yin



Critical Freqs

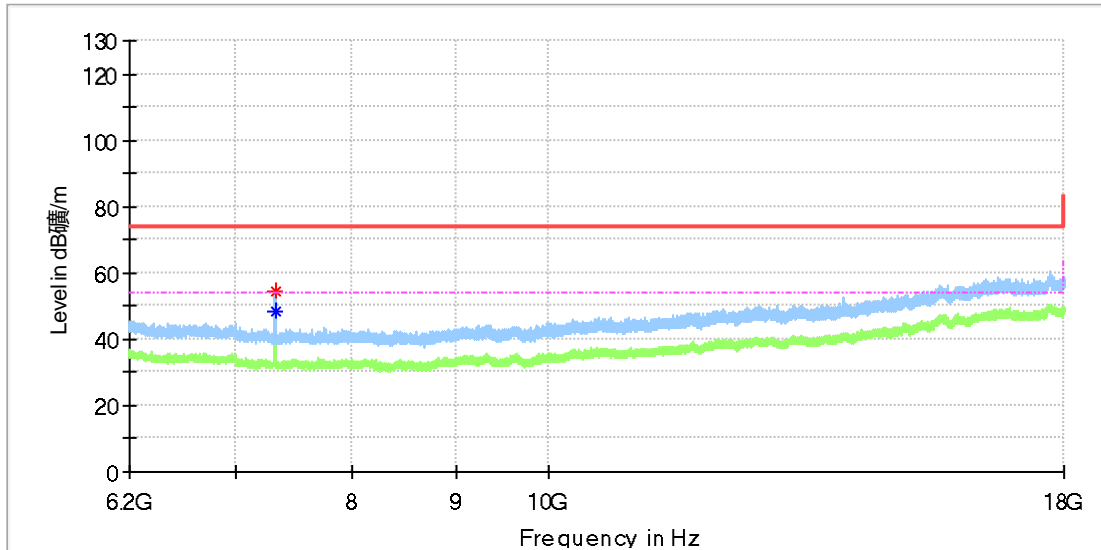
Frequency (MHz)	MaxPeak (dBµV/m)	Average (dBµV/m)	Limit (dBµV/m)	Margin (dB)	Height (cm)	Pol	Azimuth (deg)	Corr. (dB/m)
4879.000000	---	43.86	54.00	10.14	100.0	V	116.0	11.8
4881.000000	52.70	---	74.00	21.30	100.0	V	116.0	11.8

Final Result

Frequency (MHz)	MaxPeak (dBµV/m)	Limit (dBµV/m)	Margin (dB)	Height (cm)	Pol	Azimuth (deg)	Corr. (dB/m)
---	---	---	---	---		---	---

EUT Information

EUT Name:	Wireless dimmer
Model:	E2201
Test Mode:	Zigbee Mid CH
Order No/Sample No:	168384398/A003310747-002
Test Voltage:	Battery
Remark:	Temp 23 Humi:53%
Test Standard:	FCC 15.247
Tested By:	Kei Zhang
Reviewed By:	Terry Yin



Critical_Freqs

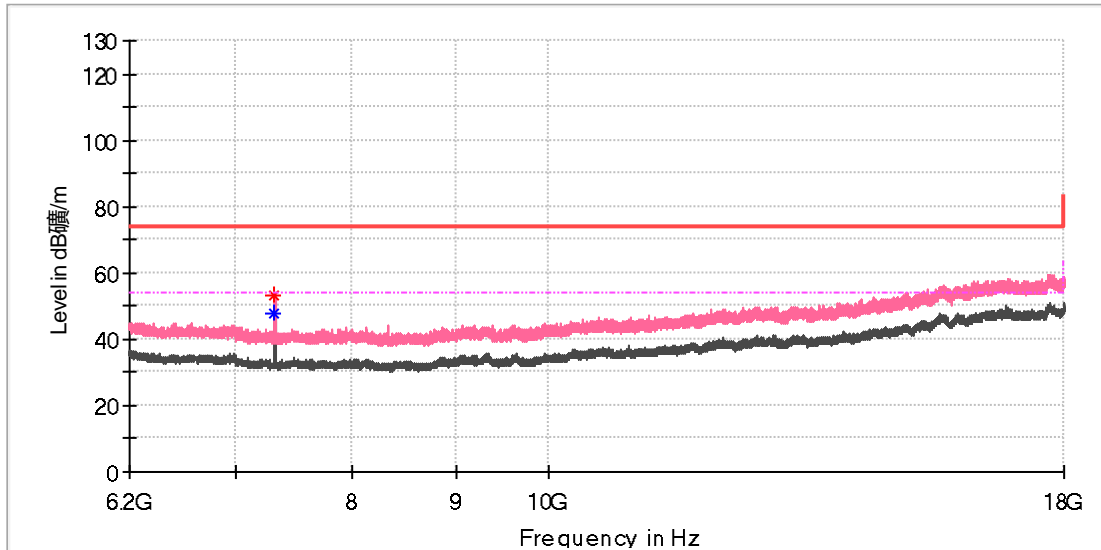
Frequency (MHz)	MaxPeak (dBµV/m)	Average (dBµV/m)	Limit (dBµV/m)	Margin (dB)	Height (cm)	Pol	Azimuth (deg)	Corr. (dB/m)
7321.491667	54.61	---	74.00	19.39	100.0	H	314.0	8.2
7321.491667	---	48.36	54.00	5.64	100.0	H	314.0	8.2

Final_Result

Frequency (MHz)	MaxPeak (dBµV/m)	Limit (dBµV/m)	Margin (dB)	Height (cm)	Pol	Azimuth (deg)	Corr. (dB/m)
---	---	---	---	---		---	---

EUT Information

EUT Name: Wireless dimmer
 Model: E2201
 Test Mode: Zigbee Mid CH
 Order No/Sample No: 168384398/A003310747-002
 Test Voltage: Battery
 Remark: Temp 23 Humi:53%
 Test Standard: FCC 15.247
 Tested By: Kei Zhang
 Reviewed By: Terry Yin



Critical_Freqs

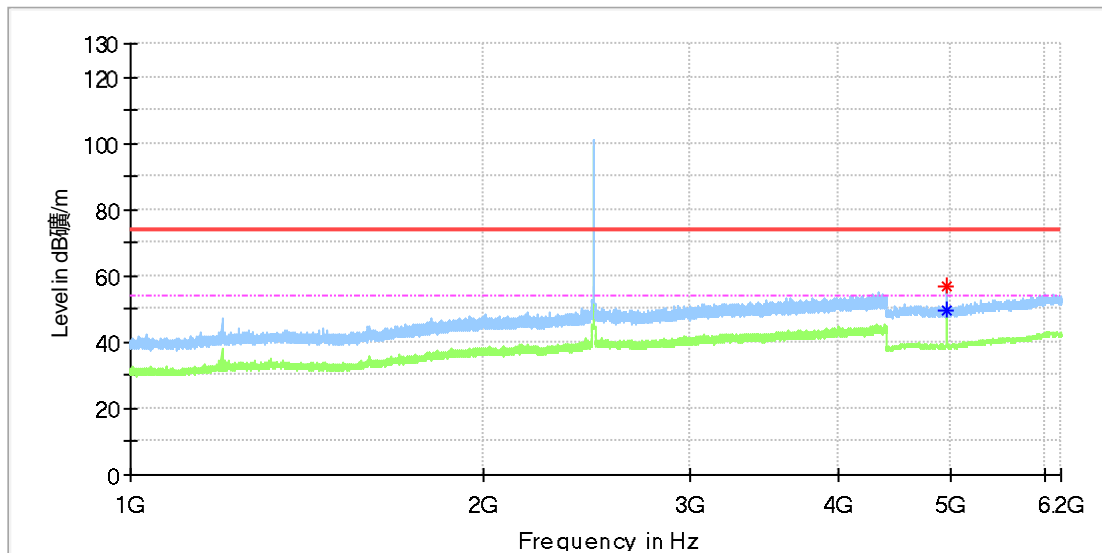
Frequency (MHz)	MaxPeak (dBµV/m)	Average (dBµV/m)	Limit (dBµV/m)	Margin (dB)	Height (cm)	Pol	Azimuth (deg)	Corr. (dB/m)
7318.050000	53.50	---	74.00	20.50	100.0	V	227.0	8.2
7318.050000	---	47.70	54.00	6.30	100.0	V	227.0	8.2

Final_Result

Frequency (MHz)	MaxPeak (dBµV/m)	Limit (dBµV/m)	Margin (dB)	Height (cm)	Pol	Azimuth (deg)	Corr. (dB/m)
---	---	---	---	---		---	---

EUT Information

EUT Name: Wireless dimmer
 Model: E2201
 Test Mode: Zigbee H CH
 Order No/Sample No: 168384398/A003310747-002
 Test Voltage: Battery
 Remark: Temp 23 Humi:53%
 Test Standard: FCC 15.247
 Tested By: Kei Zhang
 Reviewed By: Terry Yin



Critical_Freqs

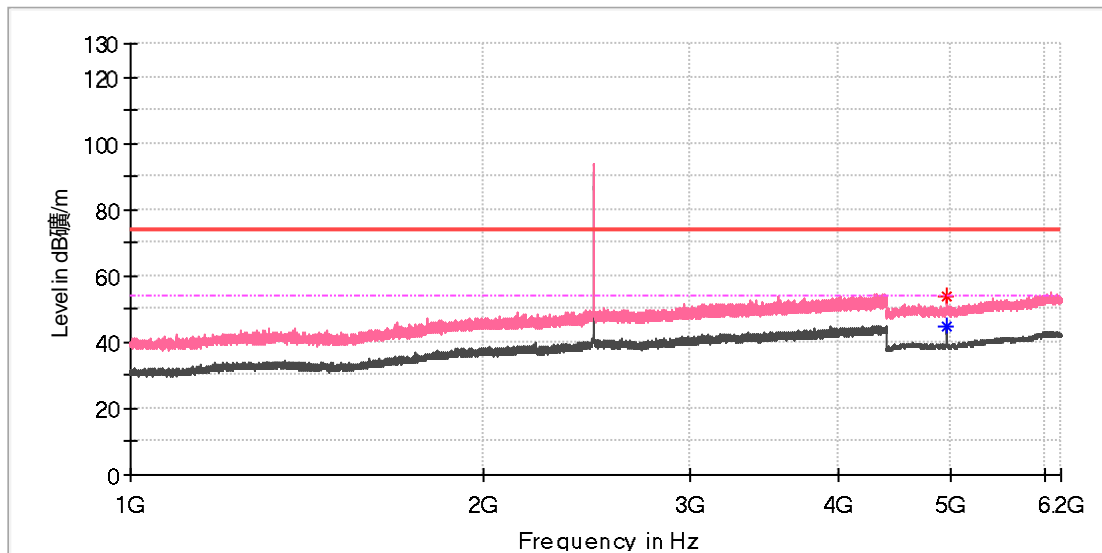
Frequency (MHz)	MaxPeak (dBµV/m)	Average (dBµV/m)	Limit (dBµV/m)	Margin (dB)	Height (cm)	Pol	Azimuth (deg)	Corr. (dB/m)
4959.000000	---	49.38	54.00	4.62	100.0	H	71.0	11.8
4961.000000	56.92	---	74.00	17.08	100.0	H	71.0	11.8

Final_Result

Frequency (MHz)	MaxPeak (dBµV/m)	Limit (dBµV/m)	Margin (dB)	Height (cm)	Pol	Azimuth (deg)	Corr. (dB/m)
---	---	---	---	---		---	---

EUT Information

EUT Name: Wireless dimmer
 Model: E2201
 Test Mode: Zigbee H CH
 Order No/Sample No: 168384398/A003310747-002
 Test Voltage: Battery
 Remark: Temp 23 Humi:53%
 Test Standard: FCC 15.247
 Tested By: Kei Zhang
 Reviewed By: Terry Yin



Critical_Freqs

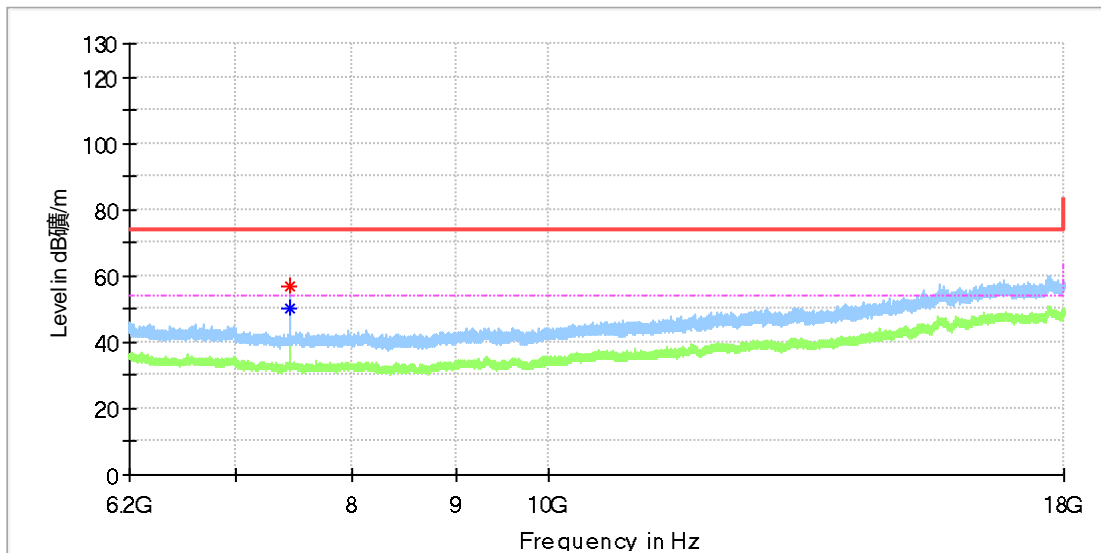
Frequency (MHz)	MaxPeak (dBµV/m)	Average (dBµV/m)	Limit (dBµV/m)	Margin (dB)	Height (cm)	Pol	Azimuth (deg)	Corr. (dB/m)
4959.000000	---	44.52	54.00	9.48	100.0	V	130.0	11.8
4961.000000	53.79	---	74.00	20.21	100.0	V	124.0	11.8

Final_Result

Frequency (MHz)	MaxPeak (dBµV/m)	Limit (dBµV/m)	Margin (dB)	Height (cm)	Pol	Azimuth (deg)	Corr. (dB/m)
---	---	---	---	---		---	---

EUT Information

EUT Name:	Wireless dimmer
Model:	E2201
Test Mode:	Zigbee H CH
Order No/Sample No:	168384398/A003310747-002
Test Voltage:	Battery
Remark:	Temp 23 Humi:53%
Test Standard:	FCC 15.247
Tested By:	Kei Zhang
Reviewed By:	Terry Yin



Critical Freqs

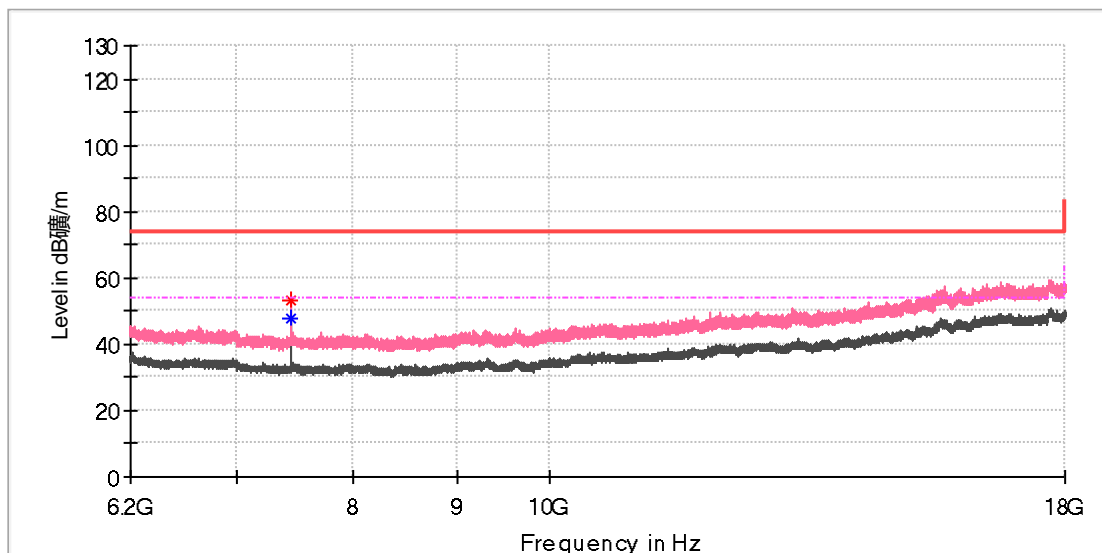
Frequency (MHz)	MaxPeak (dBµV/m)	Average (dBµV/m)	Limit (dBµV/m)	Margin (dB)	Height (cm)	Pol	Azimuth (deg)	Corr. (dB/m)
7438.016667	56.61	---	74.00	17.39	100.0	H	313.0	8.4
7438.508333	---	50.21	54.00	3.79	100.0	H	313.0	8.4

Final Result

Frequency (MHz)	MaxPeak (dBµV/m)	Limit (dBµV/m)	Margin (dB)	Height (cm)	Pol	Azimuth (deg)	Corr. (dB/m)
---	---	---	---	---		---	---

EUT Information

EUT Name: Wireless dimmer
 Model: E2201
 Test Mode: Zigbee H CH
 Order No/Sample No: 168384398/A003310747-002
 Test Voltage: Battery
 Remark: Temp 23 Humi:53%
 Test Standard: FCC 15.247
 Tested By: Kei Zhang
 Reviewed By: Terry Yin



Critical_Freqs

Frequency (MHz)	MaxPeak (dBµV/m)	Average (dBµV/m)	Limit (dBµV/m)	Margin (dB)	Height (cm)	Pol	Azimuth (deg)	Corr. (dB/m)
7438.016667	---	47.88	54.00	6.12	100.0	V	274.0	8.4
7440.966667	53.23	---	74.00	20.77	100.0	V	286.0	8.4

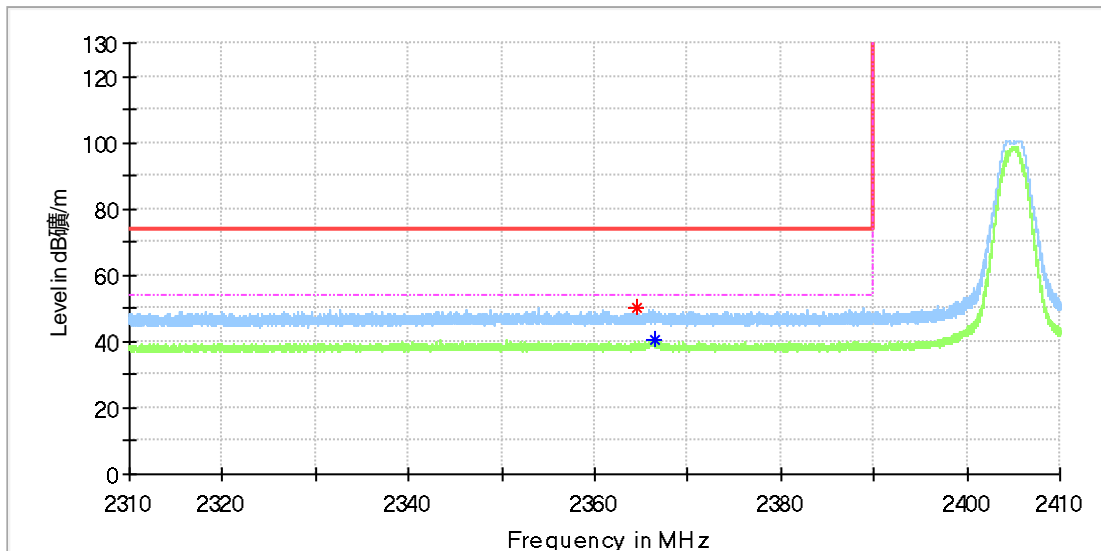
Final_Result

Frequency (MHz)	MaxPeak (dBµV/m)	Limit (dBµV/m)	Margin (dB)	Height (cm)	Pol	Azimuth (deg)	Corr. (dB/m)
---	---	---	---	---		---	---

Appendix A.6: Test Results of Radiated Emissions in Restricted Bands

EUT Information

EUT Name:	Wireless dimmer
Model:	E2201
Test Mode:	Zigbee L CH
Order No/Sample No:	168384398/A003310747-002
Test Voltage:	Battery
Remark:	Temp 23 Humi:53%
Test Standard:	FCC 15.247
Tested By:	Kei Zhang
Reviewed By:	Terry Yin



Critical Freqs

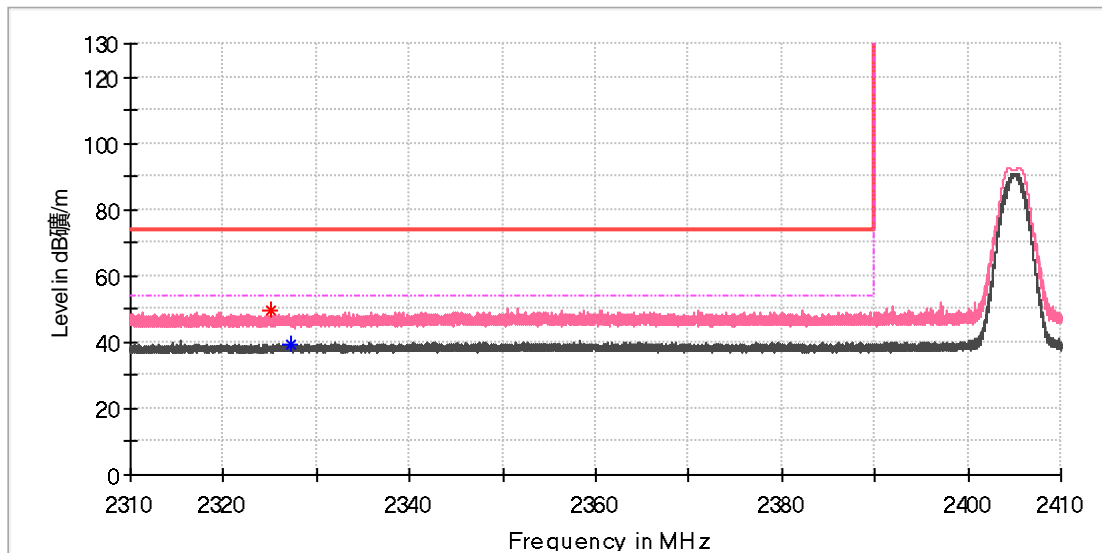
Frequency (MHz)	MaxPeak (dBμV/m)	Average (dBμV/m)	Limit (dBμV/m)	Margin (dB)	Height (cm)	Pol	Azimuth (deg)	Corr. (dB/m)
2364.625000	50.38	---	74.00	23.62	100.0	H	238.0	6.9
2366.465000	---	40.54	54.00	13.46	100.0	H	61.0	6.9

Final Result

Frequency (MHz)	MaxPeak (dBμV/m)	Limit (dBμV/m)	Margin (dB)	Height (cm)	Pol	Azimuth (deg)	Corr. (dB/m)
---	---	---	---	---		---	---

EUT Information

EUT Name:	Wireless dimmer
Model:	E2201
Test Mode:	Zigbee L CH
Order No/Sample No:	168384398/A003310747-002
Test Voltage:	Battery
Remark:	Temp 23 Humi:53%
Test Standard:	FCC 15.247
Tested By:	Kei Zhang
Reviewed By:	Terry Yin



Critical_Freqs

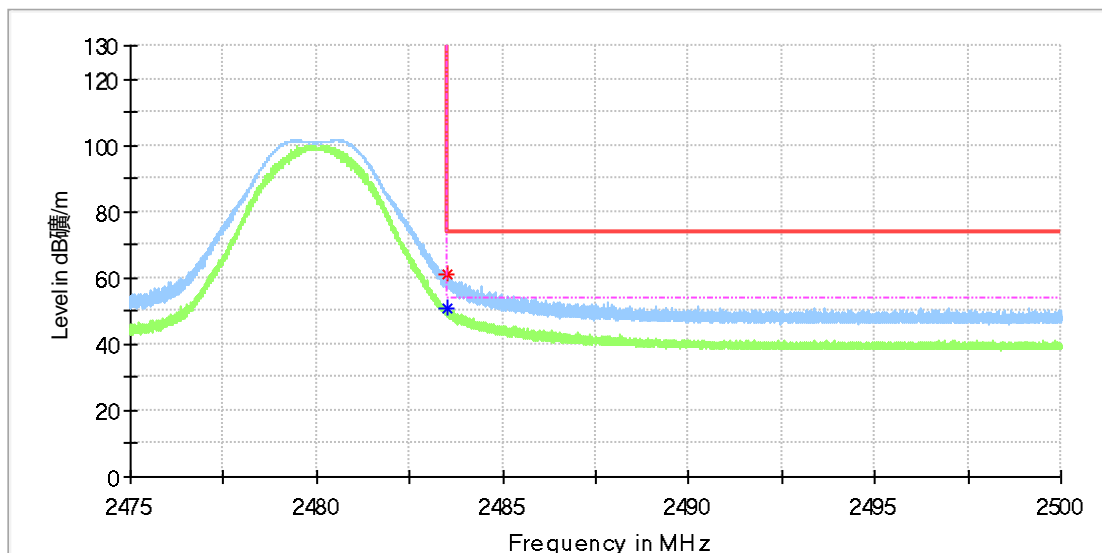
Frequency (MHz)	MaxPeak (dBµV/m)	Average (dBµV/m)	Limit (dBµV/m)	Margin (dB)	Height (cm)	Pol	Azimuth (deg)	Corr. (dB/m)
2325.060000	49.51	---	74.00	24.49	100.0	V	129.0	6.6
2327.195000	---	39.52	54.00	14.48	100.0	V	116.0	6.7

Final_Result

Frequency (MHz)	MaxPeak (dBµV/m)	Limit (dBµV/m)	Margin (dB)	Height (cm)	Pol	Azimuth (deg)	Corr. (dB/m)
---	---	---	---	---		---	---

EUT Information

EUT Name:	Wireless dimmer
Model:	E2201
Test Mode:	Zigbee H CH
Order No/Sample No:	168384398/A003310747-002
Test Voltage:	Battery
Remark:	Temp 23 Humi:53%
Test Standard:	FCC 15.247
Tested By:	Kei Zhang
Reviewed By:	Terry Yin



Critical_Freqs

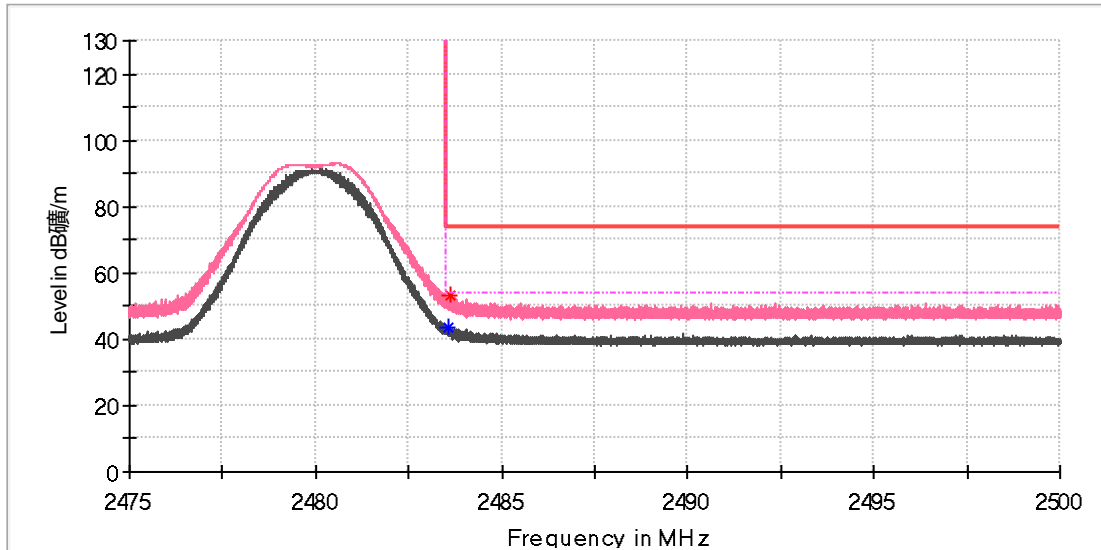
Frequency (MHz)	MaxPeak (dBµV/m)	Average (dBµV/m)	Limit (dBµV/m)	Margin (dB)	Height (cm)	Pol	Azimuth (deg)	Corr. (dB/m)
2483.505000	61.12	---	74.00	12.88	100.0	H	42.0	7.4
2483.507500	---	50.56	54.00	3.44	100.0	H	51.0	7.4

Final_Result

Frequency (MHz)	MaxPeak (dBµV/m)	Limit (dBµV/m)	Margin (dB)	Height (cm)	Pol	Azimuth (deg)	Corr. (dB/m)
---	---	---	---	---		---	---

EUT Information

EUT Name:	Wireless dimmer
Model:	E2201
Test Mode:	Zigbee H CH
Order No/Sample No:	168384398/A003310747-002
Test Voltage:	Battery
Remark:	Temp 23 Humi:53%
Test Standard:	FCC 15.247
Tested By:	Kei Zhang
Reviewed By:	Terry Yin



Critical_Freqs

Frequency (MHz)	MaxPeak (dBµV/m)	Average (dBµV/m)	Limit (dBµV/m)	Margin (dB)	Height (cm)	Pol	Azimuth (deg)	Corr. (dB/m)
2483.547500	---	43.78	54.00	10.22	100.0	V	327.0	7.4
2483.627500	52.91	---	74.00	21.09	100.0	V	327.0	7.4

Final_Result

Frequency (MHz)	MaxPeak (dBµV/m)	Limit (dBµV/m)	Margin (dB)	Height (cm)	Pol	Azimuth (deg)	Corr. (dB/m)
---	---	---	---	---		---	---