



PHOTOS EXHIBIT

Report Number: R14093304-EP1

Applicant : SmartSky Microwave LLC
430 Davis Drive, Suite 350
Morrisville, NC 27560 USA

Model : 3243299-302

Brand : SmartSky Microwave LLC

FCC ID : TBD

EUT Description : 2.4GHz Ground-Based Transceiver

Test Standard(s) : FCC 47 CFR PART 15 SUBPART C

Date Of Issue:
DRAFT

Prepared by:
UL LLC
12 Laboratory Dr.
Research Triangle Park, NC 27709 U.S.A.
TEL: (919) 549-1400



REPORT REVISION HISTORY

Rev.	Issue Date	Revisions	Revised By
V1	DRAFT	Initial Issue	Mike Antola

TABLE OF CONTENTS

REPORT REVISION HISTORY..... 2

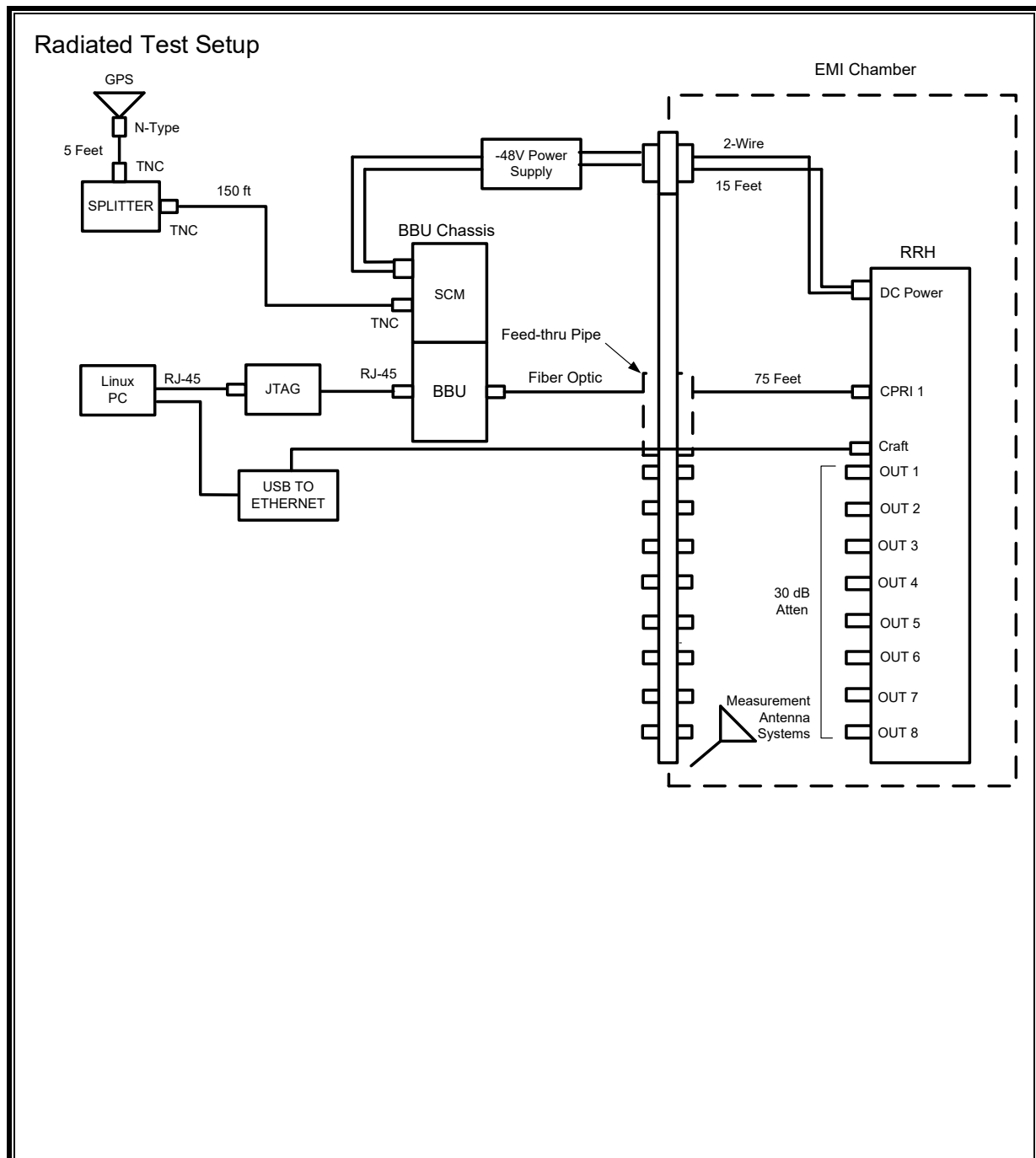
TABLE OF CONTENTS..... 3

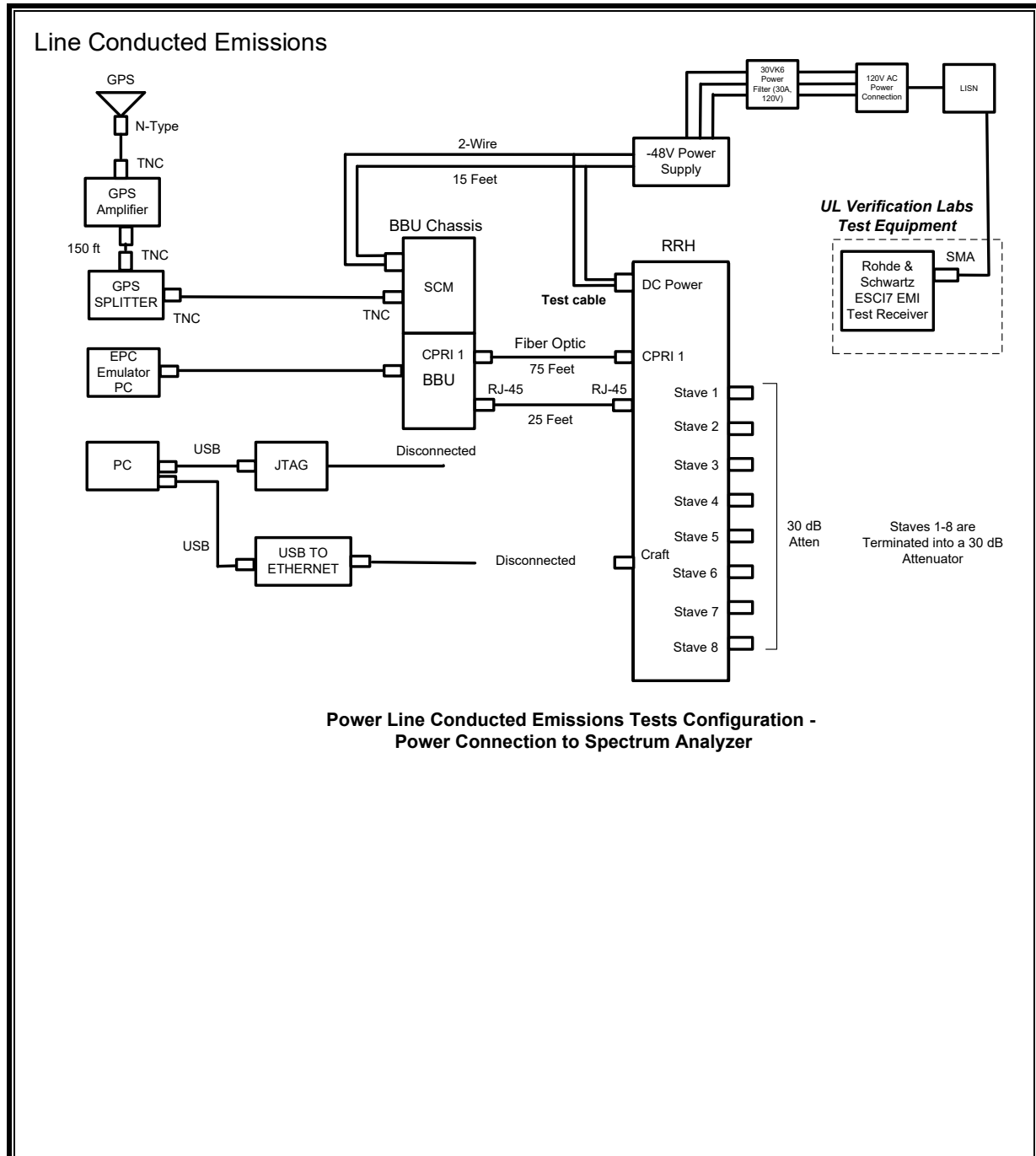
1. SETUP DIAGRAMS 4

2. SETUP PHOTOS 8

END OF REPORT 13









2. SETUP PHOTOS

ANTENNA PORT CONDUCTED RF MEASUREMENT SETUP




RADIATED RF MEASUREMENT SETUP (BELOW 30 MHz)


RADIATED FRONT PHOTO




RADIATED BACK PHOTO – 0 Degree



RADIATED BACK PHOTO – 90 Degree




RADIATED BACK PHOTO – Flat




RADIATED RF MEASUREMENT SETUP (BELOW 1000 MHz)

RADIATED FRONT PHOTO




RADIATED BACK PHOTO




RADIATED RF MEASUREMENT SETUP (ABOVE 1000 MHz)

RADIATED BACK PHOTO




RADIATED FRONT PHOTO



POWERLINE CONDUCTED EMISSIONS MEASUREMENT SETUP

LINE CONDUCTED PHOTO



END OF REPORT