



Solutions for everyday residential needs

Circuit Protection Resi MAX™

clipsal.com/residentialprotection

Life Is On

CLIPSAL
by Schneider Electric



Resi MAX™ covers your essential needs

Clipsal by Schneider Electric has been helping to make Australian homes safer for the last 100 years. Resi MAX range helps to continue this journey with a very simple offer. It covers your everyday essential needs for residential circuit protection.

Resi MAX™ range

From miniature circuit breakers and isolator switches, to RCDs and RCBOs, Clipsal's Resi MAX™ range offers unrivalled flexibility for everyday needs.

All Resi MAX™ products fit easily into Clipsal's quality range of consumer switchboards and meter boxes. SLIM comb busbars and accessories are also available to simplify the installation.



1P+N SLIM Comb Busbar

Consumer switchboards

Optimised to complement the Resi MAX™ range, these attractive, economical consumer switchboards are designed with the electrical contractor in mind.

- Option of surface and flush mount versions
- Available in 8, 12, 18, 24 & 36 module sizes
- Modern aesthetic design
- Removable top & bottom side plates on base for extra wiring room
- Earth & neutral bars can be swapped from top to bottom depending on how RCBOs are wired
- Flexibility in opening direction of front door
- Clean and convenient wiring space
- All switchboards are reliable and made from sturdy self-extinguishing material.



Surface mount



Flush mount

SLIM RCBO

The Resi MAX™ range also offers a SLIM RCBO. Rated at 4.5 kA, it achieves a 6 kA rating when combined with the HRC service fuse of 100A or less rating, which every residence on the grid is provided with. This feature provides peace of mind when using the SLIM RCBO on any residential application.



- Top and bottom, line and load compatible
- Six current ratings, 6A-32A
- Short circuit interrupting capacity of 4.5kA*
- Designed for Class A, C-curve applications
- Narrow module design, allows for more RCDs/MCBs to be installed in one enclosure
- Switching of both active and neutral
- Up to 10 times faster installation when used with SLIM Comb busbars
- Trip free locking device (lockable in 'ON' or 'OFF' position)
- AS/NZS 61009 compliant

* 6kA when protected upstream by a HRC fuse 100A or less

SLIM Comb Busbars

Resi MAX™ SLIM Comb Busbars help to increase installation speed by up to 10 times, reduce wiring effort, achieve a tidier installation, and reduce chances of hotspots due to loose cable connections.



Surge protection device

When lightning strikes, there are no second chances. The Resi MAX™ range of surge protection devices won't let you down.



- Helps to provide surge protection for appliances in the whole house
- Peace of mind for home owner
- Removable modules allow quick replacement without the need to disconnect wiring
- Visual indication when replacement is required at end of life
- Quick and easy installation

Isolator switch

Can an isolator range be any simpler than having 1 single pole switch to cover everyday residential needs for single phase installations?



- 80A current rating
- Similar form factor as Resi MAX™ SLIM RCBOs
- Easy to select and order
- VisiSafe – Designed to ensure a fully secured operation when conducting maintenance work
- Insulated terminals with IP20 rating

Helps to provide essential safety for every home

Standards

- The Resi MAX™ range of miniature circuit breakers (MCBs), residual current devices without over current protection (RCCBs), residual current circuit breaker with over current protection (RCBOs), and isolators complies with the latest standards — AS/NZS 60898-1, AS/NZS 61008-1, AS/NZS 61009-1, and AS/NZS 60947-3 respectively. The Resi MAX™ range of switchboards conforms to AS/NZS 61439-3.



RMSW180
Isolator switch

Reliable material

- Housing for all devices is made of sturdy, self-extinguishing material. Each circuit protection device has lift-up terminals with combination head screws. Additional safety is provided with 'ON' and 'OFF' marking in contrasting colours on toggle mechanisms.



Faster installation

Optimised for SLIM RCBO, the SLIM comb busbar ensures that wiring effort is reduced, making your installation tidy and helps to increase installation speed by up to 10 times



MCB4-120

Resi MAX™ symbol

The new identification symbol on all Resi MAX™ products provides peace of mind. The Resi MAX™ range is 100% suitable for residential applications.



(as seen on product)



Top and bottom line load compatible

SLIM RCBO available to save valuable switchboard space by combining the functionalities of an RCD and MCB within 18 mm.

RCBE220/30S

Combination residual current breaker with overload protection SLIM (RCBO)

Pre-assembled load centre

Customised, pre-assembled Resi MAX™ system is ready to install

Why choose the Resi MAX™ Pre-assembled Load Centre?*

- You can configure the load centre specifically for your customers from our extensive range of systems
- A residential circuit protection system in one complete solution
- Reduces your installation time on site
- You're fully covered without the worry of missing components
- Perfect for multi-dwelling projects



Order today

1. Contact your local wholesaler representative for your configurator form
2. Select your plastic switchboard
3. Configure it with a wide range of circuit protection
4. Send to your local wholesaler representative
5. Get your quote

Once approved, your order will be on its way. Resi MAX™ offers unrivalled flexibility without compromising on quality.

The easier, quicker way to configure your plastic switchboards has arrived.



*Minimum order of 50 pre-assembled load centres

230 series meter boxes

Unmatched flexibility, fully compliant

Exterior meter boxes act as enclosures for your customers' circuit protection products. They offer protection while providing easy access to electrical equipment during maintenance.

The Clipsal meter box has been designed with safety and security in mind. The combination of a wide access panel meter enclosure and generous wiring room offer the perfect solution for domestic outdoor locations.

Common features

- Galvanised steel meter box
- Overall dimensions H680 x W470 x D279 mm — except South Australia meter box
- Ingress protection rating of IP23*
- Helps to comply with local service and installation rules
- Sliding bracket and lead tie-off point
- Door retaining strap
- Lockable door
- Wide meter panel
- Aesthetic design

Lead tie-off point

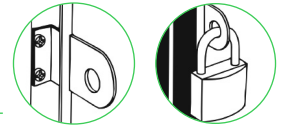


Sliding bracket
Includes sliding bracket and lead tie-off point. Suits temporary and permanent installations



Wide meter panel is double hinged: It swings forward or can be fully removed for easy access and wiring

Lockable door



Door retaining strap



Door retaining strap to keep door open for convenience during installation and maintenance

State-based meter boxes

Specifically designed for Australian conditions and has a fully compliant solution tailored for the ACT, NSW, QLD, SA, TAS, and VIC.



Queensland
Supplied with Meter isolation link, neutral and earth bar grid assembly



South Australia
Supplied with one meter isolator; Din rail with 24 poles capacity



Victoria
Supplied with a fuse isolator and neutral link



Tasmania
Supplied with neutral and earth bar grid assembly

*See technical details

Circuit protection technical information

Resi MAX™ consumer switchboard

Catalogue number	Description
RMXE108S	Resi MAX™ switchboard — 1 row, 8 modules, surface-mount
RMXE112S	Resi MAX™ switchboard — 1 row, 12 modules, surface-mount
RMXE118S	Resi MAX™ switchboard — 1 row, 18 modules, surface-mount
RMXE212S	Resi MAX™ switchboard — 2 rows, 24 modules, surface-mount
RMXE312S	Resi MAX™ switchboard — 3 rows, 36 modules, surface-mount
RMXE108F	Resi MAX™ switchboard — 1 row, 8 modules, flush-mount
RMXE112F	Resi MAX™ switchboard — 1 row, 12 modules, flush-mount
RMXE118F	Resi MAX™ switchboard — 1 row, 18 modules, flush-mount
RMXE212F	Resi MAX™ switchboard — 2 rows, 24 modules, flush-mount
RMXE312F	Resi MAX™ switchboard — 3 rows, 36 modules, flush-mount



RMXE112S



RMXE112F

Main switches

Catalogue number	Description
RMSW180	Main Switch, 80A, 1 Pole



RMSW180

Surge protection devices

Catalogue number	Description
920RM/1	Resi MAX™ surge arrester 1P I _{max} =20 kA
920PM	Replacement cartridge I _{max} =20 kA Resi MAX™



920RM/1



920PM
cartridge

SLIM one module MCB/RCD combinations (RCBO)

Catalogue number	Description
RCBE206/30S	6 A 1P+N 30 mA C A 4500 A (6 kA with fuse)
RCBE210/30S	10 A 1P+N 30 mA C A 4500 A (6 kA with fuse)
RCBE216/30S	16 A 1P+N 30 mA C A 4500 A (6 kA with fuse)
RCBE220/30S	20 A 1P+N 30 mA C A 4500 A (6 kA with fuse)
RCBE225/30S	25 A 1P+N 30 mA C A 4500 A (6 kA with fuse)
RCBE232/30S	32 A 1P+N 30 mA C A 4500 A (6 kA with fuse)



RCBE220/30S

Residual current devices (RCCB)

Catalogue number	Description
RCD240/30	2P 40 A 30 mA AC
RCD263/30	2P 63 A 30 mA AC



RCD240/30

Miniature circuit breakers

Catalogue number	Description
MCB4-106	1P 6 A C 240 V 4500 A (6 kA with fuse)
MCB4-108	1P 8 A C 240 V 4500 A (6 kA with fuse)
MCB4-110	1P 10 A C 240 V 4500 A (6 kA with fuse)
MCB4-116	1P 16 A C 240 V 4500 A (6 kA with fuse)
MCB4-120	1P 20 A C 240 V 4500 A (6 kA with fuse)
MCB4-125	1P 25 A C 240 V 4500 A (6 kA with fuse)
MCB4-132	1P 32 A C 240 V 4500 A (6 kA with fuse)
MCB4-140	1P 40 A C 240 V 4500 A (6 kA with fuse)
MCB4-150	1P 50 A C 240 V 4500 A (6 kA with fuse)
MCB4-163	1P 63 A C 240 V 4500 A (6 kA with fuse)



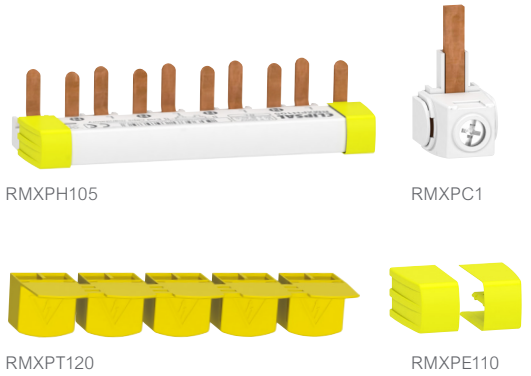
MCB4-120

Busbar and accessories technical information

SLIM comb-busbars for SLIM RCBO

Catalogue number	Poles	Phase modules
RMXPH105	1P+N	5 modules
RMXPH112	1P+N	12 modules
RMXPH124	1P+N	24 modules
RMXPH312	3P+N	12 modules
RMXPH324	3P+N	24 modules
RMXPE110	1P+N	End cap (set of 10)
RMXPE310	3P+N	End cap (set of 10)
RMXPT120		Teeth cover (set of 20)
RMXPC1	1P+N	Cable connector (set of 4)
RMXPC3	3P+N	Cable connector (set of 4)

Note: Connectors are not supplied with the comb busbar — need to be ordered separately.



Meter box technical information

Tasmania

Catalogue number	Description
230DRAT	21-module switchboard; Dimensions: H680 x W470 x D280 mm
230SMT	21-module switchboard; Dimensions: H860 x W464 x D282 mm

South Australia

Catalogue number	Description
230DRAS1MI	24-module switchboard and space for a single meter complete with meter isolator MCB 1P 63 A 6k A; Dimensions: H612 x W470 x D260 mm
230DRAS2MI	24-module switchboard and space for multiple meters with meter isolator MCB 1P 63 A 6k A; Dimensions: H805 x W505 x D260 mm
230DRAS3	30-module switchboard and space for multiple meters; Dimensions H590 x W612 x D260 mm
230MIC163	Meter isolator MCB 1P 63 A C curve 6 kA enclosure and lock off device
230MIC363	Meter isolator MCB 3P 63 A C curve 6 kA enclosure and lock off device
230DRASL	Key locking unit

Queensland

Catalogue number	Description
230DRAQTPL	21-module switchboard with meter isolation link and space for a single meter box (suitable for temporary supply requirement as per AS/NZS 3012); Dimensions: H680 x W470 x D280 mm

New South Wales

Catalogue number	Description
230DRANS	NSW meter box with black laminated meter panel; Dimensions: H680 x W470 x D280 mm
230DRANSAP	Spare meter panel for NSW meter box; Meter panel: 630 mm x 440 mm

Victoria

Catalogue number	Description
230DRAVL	21-module switchboard and space for a single meter box with service fuse lock; Dimensions: H680 x W470 x D280 mm
230MV	Meter enclosure only; Dimensions: H430 x W470 x D280 mm
230PBV	Bracket for temporary power service pole, suits 230DRAVL Note: A pipe and bracket are required for temporary power service

Spare components

Catalogue number	Description
230DRANSAD	Spare door; not powder coated
230DRANS AK	Spare kit; sliding bracket and lead tie-off point

Surface-mount moulded enclosures

Plastic enclosures

Catalogue number	Description
To suit DIN rail-mounted equipment, available in White Electric (WE).	
4CC1-WE	1-module, surface-mount; Dimensions: H133 x W35 x D69 mm
4CC2-WE	2-modules, surface-mount; Dimensions: H133 x W53 x D69 mm
4CC3-WE	3-modules, surface-mount; Dimensions: H133 x W70 x D69 mm
4CC4-WE	4-modules, surface-mount; Dimensions: H153 x W88 x D69 mm

Schneider Electric (Australia) Pty. Ltd.

33-37 Port Wakefield Road,
Gepps Cross, South Australia, 5094

Consumer Support Enquiries

Phone: 1300 669 925
Website: clipsal.com/contactus

National Customer Care (trade only)

Phone: 13 73 28 (13 SEAU)

©2019 Schneider Electric. All Rights Reserved. This document has been printed on recycled paper.
998-20728923_AU-GB

clipsal.com/residentialprotection

Life Is 


by Schneider Electric