



## SGS-CSTC Standards Technical Services Co., Ltd. Shenzhen Branch

SZEMC-TRF-01 Rev. A/0 Aug01,2022

Report No.: SZCR230300062601

Page: 1 of 75

# TEST REPORT

**Application No.:** SZCR2303000626AT  
**Applicant:** BM innovations GmbH  
**Address of Applicant:** Mainburger Str. 3 Hoergertshausen 85413 Germany  
**Manufacturer:** BM innovations GmbH  
**Address of Manufacturer:** Mainburger Strasse 3, 85413 Hoergertshausen, Germany  
**Equipment Under Test (EUT):**  
**EUT Name:** BLE RF Module  
**Model No.:** BM-SP10, BM-SP11 ♣  
♣ Please refer to section 2 of this report which indicates which model was actual tested and which were electrically identical.  
**FCC ID:** WRO-BM-MM10  
**Standard(s) :** 47 CFR Part 15, Subpart C 15.247  
**Date of Receipt:** 2023-03-10  
**Date of Test:** 2023-03-13 to 2023-03-21  
**Date of Issue:** 2023-03-23

|                     |              |
|---------------------|--------------|
| <b>Test Result:</b> | <b>Pass*</b> |
|---------------------|--------------|

\* In the configuration tested, the EUT complied with the standards specified above.

Keny Xu

Keny Xu  
EMC Laboratory Manager



SGS-CSTC Standards Technical Services Co., Ltd.  
Shenzhen Branch EMC Laboratory

Unless otherwise agreed in writing, this document is issued by the Company subject to its General Conditions of Service printed overleaf, available on request or accessible at <http://www.sgs.com/en/Terms-and-Conditions.aspx> and, for electronic format documents, subject to Terms and Conditions for Electronic Documents at <http://www.sgs.com/en/Terms-and-Conditions/Terms-e-Documents.aspx>. Attention is drawn to the limitation of liability, indemnification and jurisdiction issues defined therein. Any holder of this document is advised that information contained hereon reflects the Company's findings at the time of its intervention only and within the limits of Client's instructions, if any. The Company's sole responsibility is to its Client and this document does not exonerate parties to a transaction from exercising all their rights and obligations under the transaction documents. This document cannot be reproduced except in full, without prior written approval of the Company. Any unauthorized alteration, forgery or falsification of the content or appearance of this document is unlawful and offenders may be prosecuted to the fullest extent of the law. Unless otherwise stated the results shown in this test report refer only to the sample(s) tested and such sample(s) are retained for 30 days only.  
**Attention:** To check the authenticity of testing / inspection report & certificate, please contact us at telephone: (86-755) 8307 1443, or email: [CN.Doccheck@sgs.com](mailto:CN.Doccheck@sgs.com)  
No.1 Workshop, M-10, Middle Section, Science & Technology Park, Shenzhen, China 518057 t (86-755) 26012053 f (86-755) 26710594 www.ssgsgroup.com.cn  
中国·深圳·科技园中区M-10栋一号厂房 邮编: 518057 t (86-755) 26012053 f (86-755) 26710594 sgs.china@sgs.com

Member of the SGS Group (SGS SA)


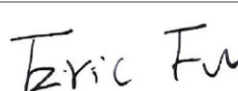
## SGS-CSTC Standards Technical Services Co., Ltd. Shenzhen Branch

SZEMC-TRF-01 Rev. A/0 Aug01,2022

Report No.: SZCR230300062601

Page: 2 of 75

| Revision Record |         |            |          |          |
|-----------------|---------|------------|----------|----------|
| Version         | Chapter | Date       | Modifier | Remark   |
| 01              |         | 2023-03-23 |          | Original |
|                 |         |            |          |          |
|                 |         |            |          |          |

|                          |  |  |  |  |
|--------------------------|--|--|--|--|
| Authorized for issue by: |  |  |  |  |
|                          |  |   |  |  |
|                          |  | Leo Li/Project Engineer  |  |  |
|                          |  |  |  |  |
|                          |  | Eric Fu/Reviewer   |  |  |



Unless otherwise agreed in writing, this document is issued by the Company subject to its General Conditions of Service printed overleaf, available on request or accessible at <http://www.sgs.com/en/Terms-and-Conditions.aspx> and, for electronic format documents, subject to Terms and Conditions for Electronic Documents at <http://www.sgs.com/en/Terms-and-Conditions/Terms-e-Documents.aspx>. Attention is drawn to the limitation of liability, indemnification and jurisdiction issues defined therein. Any holder of this document is advised that information contained hereon reflects the Company's findings at the time of its intervention only and within the limits of Client's instructions, if any. The Company's sole responsibility is to its Client and this document does not exonerate parties to a transaction from exercising all their rights and obligations under the transaction documents. This document cannot be reproduced except in full, without prior written approval of the Company. Any unauthorized alteration, forgery or falsification of the content or appearance of this document is unlawful and offenders may be prosecuted to the fullest extent of the law. Unless otherwise stated the results shown in this test report refer only to the sample(s) tested and such sample(s) are retained for 30 days only.

Attention: To check the authenticity of testing / inspection report & certificate, please contact us at telephone: (86-755) 8307 1443, or email: [CN.Doccheck@sgs.com](mailto:CN.Doccheck@sgs.com)

SGS-CSTC Standards Technical Services Co., Ltd.  
Shenzhen Branch (SZEMC) CCC Laboratory.

No.1 Workshop, M-10, Middle Section, Science & Technology Park, Shenzhen, China 518057 t (86-755) 26012053 f (86-755) 26710594 www.sgs.com.cn  
中国·深圳·科技园中区M-10栋一号厂房 邮编: 518057 t (86-755) 26012053 f (86-755) 26710594 sgs.china@sgs.com

## 2 Test Summary

| Radio Spectrum Technical Requirement |                                  |        |   |        |
|--------------------------------------|----------------------------------|--------|---|--------|
| Item                                 | Standard                         | Method | Requirement                                     | Result |
| Antenna Requirement                  | 47 CFR Part 15, Subpart C 15.247 | N/A    | 47 CFR Part 15, Subpart C 15.203 & 15.247(b)(4) | Pass   |

| Radio Spectrum Matter Part                            |                                  |                                      |   |        |
|---|----------------------------------|--------------------------------------|---|--------|
| Item  | Standard                         | Method                               | Requirement                               | Result |
| Conducted Peak Output Power                           | 47 CFR Part 15, Subpart C 15.247 | ANSI C63.10 (2013) Section 11.9.1    | 47 CFR Part 15, Subpart C 15.247(b)(3)    | Pass   |
| Minimum 6dB Bandwidth                                 |                                  | ANSI C63.10 (2013) Section 11.8.1    | 47 CFR Part 15, Subpart C 15.247a(2)      | Pass   |
| Power Spectrum Density                                |                                  | ANSI C63.10 (2013) Section 11.10.2   | 47 CFR Part 15, Subpart C 15.247(e)       | Pass   |
| Conducted Band Edges Measurement                      |                                  | ANSI C63.10 (2013) Section 11.13.3.2 | 47 CFR Part 15, Subpart C 15.247(d)       | Pass   |
| Conducted Spurious Emissions                          |                                  | ANSI C63.10 (2013) Section 11.11     | 47 CFR Part 15, Subpart C 15.247(d)       | Pass   |
| Radiated Emissions which fall in the restricted bands |                                  | ANSI C63.10 (2013) Section 6.10.5    | 47 CFR Part 15, Subpart C 15.205 & 15.209 | Pass   |
| Radiated Spurious Emissions Below 1GHz                |                                  | ANSI C63.10 (2013) Section 6.4,6.5   | 47 CFR Part 15, Subpart C 15.205 & 15.209 | Pass   |
| Radiated Spurious Emissions Above 1GHz                |                                  | ANSI C63.10 (2013) Section 6.6       | 47 CFR Part 15, Subpart C 15.205 & 15.209 | Pass   |

### Declaration of EUT Family Grouping:

Model No.: BM-SP10, BM-SP11

Only the model BM-SP11 was tested, since according to the declaration from the applicant, the electrical circuit design, PCB layout, components used and internal wiring and functions were identical for the above models, with only difference on model No., dimension and the battery type. BM-SP10 use the CR2032 button cell; BM-SP11 use the CR2450 button cell. The difference between the two types of batteries is that they have different sizes and the voltage output is the same.



Unless otherwise agreed in writing, this document is issued by the Company subject to its General Conditions of Service printed overleaf, available on request or accessible at <http://www.sgs.com/en/Terms-and-Conditions.aspx> and, for electronic format documents, subject to Terms and Conditions for Electronic Documents at <http://www.sgs.com/en/Terms-and-Conditions/Terms-e-Documents.aspx>. Attention is drawn to the limitation of liability, indemnification and jurisdiction issues defined therein. Any holder of this document is advised that information contained hereon reflects the Company's findings at the time of its intervention only and within the limits of Client's instructions, if any. The Company's sole responsibility is to its Client and this document does not exonerate parties to a transaction from exercising all their rights and obligations under the transaction documents. This document cannot be reproduced except in full, without prior written approval of the Company. Any unauthorized alteration, forgery or falsification of the content or appearance of this document is unlawful and offenders may be prosecuted to the fullest extent of the law. Unless otherwise stated the results shown in this test report refer only to the sample(s) tested and such sample(s) are retained for 30 days only.

Attention: To check the authenticity of testing / inspection report & certificate, please contact us at telephone: (86-755) 83071443, or email: [CN.Doccheck@sgs.com](mailto:CN.Doccheck@sgs.com)

SGS-CSTC Standards Technical Services Co., Ltd.  
Shenzhen Branch, China SGS EEC Laboratory

No.1 Workshop, M-10, Middle Section, Science & Technology Park, Shenzhen, China 518057 t (86-755) 26012053 f (86-755) 26710594 www.sgsgroup.com.cn  
中国·深圳·科技园中区M-10栋一号厂房 邮编: 518057 t (86-755) 26012053 f (86-755) 26710594 sgs.china@sgs.com

### 3 Contents

|   | Page |
|---|------|
| 1 Cover Page .....                              | 1    |
| 2 Test Summary.....                             | 3    |
| 3 Contents .....                                | 4    |
| 4 General Information.....                      | 6    |
| 4.1 Details of E.U.T.....                       | 6    |
| 4.2 Description of Support Units.....           | 6    |
| 4.3 Measurement Uncertainty .....               | 6    |
| 4.4 Test Location .....                         | 7    |
| 4.5 Test Facility.....                          | 7    |
| 4.6 Deviation from Standards.....               | 7    |
| 4.7 Abnormalities from Standard Conditions..... | 7    |
| 5 Equipment List .....                          | 8    |
| 6 Radio Spectrum Technical Requirement.....     | 11   |
| 6.1 Antenna Requirement .....                   | 11   |
| 6.1.1 Test Requirement: .....                   | 11   |
| 6.1.2 Conclusion .....                          | 11   |
| 7 Radio Spectrum Matter Test Results.....       | 12   |
| 7.1 Conducted Peak Output Power .....           | 12   |
| 7.1.1 E.U.T. Operation .....                    | 13   |
| 7.1.2 Test Mode Description .....               | 13   |
| 7.1.3 Test Setup Diagram .....                  | 13   |
| 7.1.4 Measurement Procedure and Data.....       | 13   |
| 7.2 Minimum 6dB Bandwidth.....                  | 14   |
| 7.2.1 E.U.T. Operation .....                    | 14   |
| 7.2.2 Test Mode Description .....               | 14   |
| 7.2.3 Test Setup Diagram .....                  | 14   |
| 7.2.4 Measurement Procedure and Data.....       | 14   |
| 7.3 Power Spectrum Density .....                | 15   |
| 7.3.1 E.U.T. Operation .....                    | 15   |
| 7.3.2 Test Mode Description .....               | 15   |
| 7.3.3 Test Setup Diagram .....                  | 15   |
| 7.3.4 Measurement Procedure and Data.....       | 15   |
| 7.4 Conducted Band Edges Measurement .....      | 16   |
| 7.4.1 E.U.T. Operation .....                    | 16   |
| 7.4.2 Test Mode Description .....               | 16   |
| 7.4.3 Test Setup Diagram .....                  | 17   |
| 7.4.4 Measurement Procedure and Data.....       | 17   |
| 7.5 Conducted Spurious Emissions .....          | 18   |
| 7.5.1 E.U.T. Operation .....                    | 18   |



## SGS-CSTC Standards Technical Services Co., Ltd. Shenzhen Branch

SZEMC-TRF-01 Rev. A/0 Aug01,2022

Report No.: SZCR230300062601

Page: 5 of 75

|       |   |    |
|-------|---|----|
| 7.5.2 | Test Mode Description .....                                 | 18 |
| 7.5.3 | Test Setup Diagram .....                                    | 19 |
| 7.5.4 | Measurement Procedure and Data.....                         | 19 |
| 7.6   | Radiated Emissions which fall in the restricted bands ..... | 20 |
| 7.6.1 | E.U.T. Operation .....                                      | 21 |
| 7.6.2 | Test Mode Description .....                                 | 21 |
| 7.6.3 | Test Setup Diagram .....                                    | 21 |
| 7.6.4 | Measurement Procedure and Data.....                         | 22 |
| 7.7   | Radiated Spurious Emissions Below 1GHz.....                 | 31 |
| 7.7.1 | E.U.T. Operation .....                                      | 31 |
| 7.7.2 | Test Mode Description .....                                 | 31 |
| 7.7.3 | Test Setup Diagram .....                                    | 31 |
| 7.7.4 | Measurement Procedure and Data.....                         | 32 |
| 7.8   | Radiated Spurious Emissions Above 1GHz .....                | 35 |
| 7.8.1 | E.U.T. Operation .....                                      | 35 |
| 7.8.2 | Test Mode Description .....                                 | 35 |
| 7.8.3 | Test Setup Diagram .....                                    | 35 |
| 7.8.4 | Measurement Procedure and Data.....                         | 36 |
| 8     | Test Setup Photo .....                                      | 49 |
| 9     | EUT Constructional Details (EUT Photos).....                | 49 |
| 10    | Appendix.....   | 50 |



SGS-CSTC Standards Technical Services Co., Ltd.  
Shenzhen Branch (SZEMC) EMC Laboratory

Unless otherwise agreed in writing, this document is issued by the Company subject to its General Conditions of Service printed overleaf, available on request or accessible at <http://www.sgs.com/en/Terms-and-Conditions.aspx> and, for electronic format documents, subject to Terms and Conditions for Electronic Documents at <http://www.sgs.com/en/Terms-and-Conditions/Terms-e-Documents.aspx>. Attention is drawn to the limitation of liability, indemnification and jurisdiction issues defined therein. Any holder of this document is advised that information contained hereon reflects the Company's findings at the time of its intervention only and within the limits of Client's instructions, if any. The Company's sole responsibility is to its Client and this document does not exonerate parties to a transaction from exercising all their rights and obligations under the transaction documents. This document cannot be reproduced except in full, without prior written approval of the Company. Any unauthorized alteration, forgery or falsification of the content or appearance of this document is unlawful and offenders may be prosecuted to the fullest extent of the law. Unless otherwise stated the results shown in this test report refer only to the sample(s) tested and such sample(s) are retained for 30 days only.  
Attention: To check the authenticity of testing / inspection report & certificate, please contact us at telephone: (86-755) 8307 1443, or email: [CN.Doccheck@sgs.com](mailto:CN.Doccheck@sgs.com)

No.1 Workshop, M-10, Middle Section, Science & Technology Park, Shenzhen, China 518057 t (86-755) 26012053 f (86-755) 26710594 www.sgsgroup.com.cn  
中国·深圳·科技园中区M-10栋一号厂房 邮编: 518057 t (86-755) 26012053 f (86-755) 26710594 sgs.china@sgs.com



## 4 General Information

### 4.1 Details of E.U.T.

|                      |                                    |
|----------------------|------------------------------------|
| Power supply:        | 3V DC(3V x 1 "CR2032" Button Cell) |
| Operation Frequency: | 2402MHz to 2480MHz                 |
| Bluetooth Version:   | V5.2 LE                            |
| Data Rate:           | 1M/bps & 2M/bps                    |
| Modulation Type:     | GFSK                               |
| Number of Channels:  | 40                                 |
| Channel Spacing:     | 2MHz                               |
| Antenna Type:        | PCB Antenna                        |
| Antenna Gain:        | -1.62dBi                           |

Remark: The information in this section is provided by the applicant or manufacturer, SGS is not liable to the accuracy, suitability, reliability or/and integrity of the information.

### 4.2 Description of Support Units

| Description | Manufacturer | Model No. | Serial No. |
|-------------|--------------|-----------|------------|
| --          | --           | --        | --         |

The EUT has been tested as an independent unit.

### 4.3 Measurement Uncertainty

| Test Item   | Measurement Uncertainty  |
|---|--|
| Conducted Peak Output Power                           | $\pm 0.75\text{dB}$  |
| Minimum 6dB Bandwidth                                 | $\pm 3\%$  |
| Power Spectrum Density                                | $\pm 2.84\text{dB}$  |
| Conducted Band Edges Measurement                      | $\pm 0.75\text{dB}$  |
| Conducted Spurious Emissions                          | $\pm 0.75\text{dB}$  |
| Radiated Emissions which fall in the restricted bands | $\pm 4.5\text{dB}$ (Below 1GHz); $\pm 4.8\text{dB}$ (Above 1GHz) |
| Radiated Spurious Emissions Below 1GHz                | $\pm 4.5\text{dB}$   |
| Radiated Spurious Emissions Above 1GHz                | $\pm 4.8\text{dB}$   |

Remark:

The  $U_{\text{lab}}$  (lab Uncertainty) is less than  $U_{\text{CISPR/ETSI}}$  (CISPR/ETSI Uncertainty), so the test results  
 – compliance is deemed to occur if no measured disturbance level exceeds the disturbance limit;  
 – non-compliance is deemed to occur if any measured disturbance level exceeds the disturbance limit.

## SGS-CSTC Standards Technical Services Co., Ltd. Shenzhen Branch

SZEMC-TRF-01 Rev. A/0 Aug01,2022

Report No.: SZCR230300062601

Page: 7 of 75

### 4.4 Test Location

All tests were performed at:

SGS-CSTC Standards Technical Services Co., Ltd., Shenzhen Branch

No. 1 Workshop, M-10, Middle Section, Science & Technology Park, Shenzhen, Guangdong, China. 518057.

Tel: +86 755 2601 2053 Fax: +86 755 2671 0594

No tests were sub-contracted.

### 4.5 Test Facility

The test facility is recognized, certified, or accredited by the following organizations:

#### • A2LA (Certificate No. 3816.01)

SGS-CSTC Standards Technical Services Co., Ltd., Shenzhen EMC Laboratory is accredited by the American Association for Laboratory Accreditation(A2LA). Certificate No. 3816.01.

#### • VCCI (Member No. 1937)

The 3m Fully-anechoic chamber for above 1GHz, 10m Semi-anechoic chamber for below 1GHz, Shielded Room for Mains Port Conducted Interference Measurement and Telecommunication Port Conducted Interference Measurement of SGS-CSTC Standards Technical Services Co., Ltd. Shenzhen EMC laboratory have been registered in accordance with the Regulations for Voluntary Control Measures with Registration No.: G-20026, R-14188, C-12383 and T-11153 respectively.

#### • FCC –Designation Number: CN1336

SGS-CSTC Standards Technical Services Co., Ltd., Shenzhen EMC Laboratory has been recognized as an accredited testing laboratory.

Designation Number: CN1336. Test Firm Registration Number: 787754.

#### • Innovation, Science and Economic Development Canada

SGS-CSTC Standards Technical Services Co., Ltd., Shenzhen EMC Laboratory has been recognized by ISED as an accredited testing laboratory.

CAB identifier: CN0006.

IC#: 4620C.

### 4.6 Deviation from Standards

None

### 4.7 Abnormalities from Standard Conditions

None



Unless otherwise agreed in writing, this document is issued by the Company subject to its General Conditions of Service printed overleaf, available on request or accessible at <http://www.sgs.com/en/Terms-and-Conditions.aspx> and, for electronic format documents, subject to Terms and Conditions for Electronic Documents at <http://www.sgs.com/en/Terms-and-Conditions/Terms-e-Documents.aspx>. Attention is drawn to the limitation of liability, indemnification and jurisdiction issues defined therein. Any holder of this document is advised that information contained hereon reflects the Company's findings at the time of its intervention only and within the limits of Client's instructions, if any. The Company's sole responsibility is to its Client and this document does not exonerate parties to a transaction from exercising all their rights and obligations under the transaction documents. This document cannot be reproduced except in full, without prior written approval of the Company. Any unauthorized alteration, forgery or falsification of the content or appearance of this document is unlawful and offenders may be prosecuted to the fullest extent of the law. Unless otherwise stated the results shown in this test report refer only to the sample(s) tested and such sample(s) are retained for 30 days only.

Attention: To check the authenticity of testing / inspection report & certificate, please contact us at telephone: (86-755) 8307 1443, or email: [CN.Doccheck@sgs.com](mailto:CN.Doccheck@sgs.com)

SGS-CSTC Standards Technical Services Co., Ltd.  
Shenzhen Branch EMC Laboratory

No.1 Workshop, M-10, Middle Section, Science & Technology Park, Shenzhen, China 518057 t (86-755) 26012053 f (86-755) 26710594 www.sgsgroup.com.cn  
中国·深圳·科技园中区M-10栋一号厂房 邮编: 518057 t (86-755) 26012053 f (86-755) 26710594 sgs.china@sgs.com

## 5 Equipment List

| Conducted Peak Output Power |              |               |               |            |              |
|-----------------------------|--------------|---------------|---------------|------------|--------------|
| Equipment                   | Manufacturer | Model No.     | Inventory No. | Cal Date   | Cal Due Date |
| DC Power Supply             | Chroma       | 62012P-80-60  | SEM011-11     | 2022-10-20 | 2023-10-19   |
| MXA Signal Analyzer         | KEYSIGHT     | N9020A        | SEM004-19     | 2022-03-23 | 2023-03-22   |
| Measurement Software        | TST PASS     | TST PASS V2.0 | N/A           | N/A        | N/A          |
| Coaxial Cable               | SGS          | N/A           | SEM031-01     | 2022-07-08 | 2023-07-07   |
| Attenuator                  | Huber+Suhner | 6620_SMA-50-1 | SEM021-09     | 2022-04-07 | 2023-04-06   |

| Minimum 6dB Bandwidth |              |               |               |            |              |
|-----------------------|--------------|---------------|---------------|------------|--------------|
| Equipment             | Manufacturer | Model No.     | Inventory No. | Cal Date   | Cal Due Date |
| DC Power Supply       | Chroma       | 62012P-80-60  | SEM011-11     | 2022-10-20 | 2023-10-19   |
| MXA Signal Analyzer   | KEYSIGHT     | N9020A        | SEM004-19     | 2022-03-23 | 2023-03-22   |
| Measurement Software  | TST PASS     | TST PASS V2.0 | N/A           | N/A        | N/A          |
| Coaxial Cable         | SGS          | N/A           | SEM031-01     | 2022-07-08 | 2023-07-07   |
| Attenuator            | Huber+Suhner | 6620_SMA-50-1 | SEM021-09     | 2022-04-07 | 2023-04-06   |

| Power Spectrum Density |              |               |               |            |              |
|------------------------|--------------|---------------|---------------|------------|--------------|
| Equipment              | Manufacturer | Model No.     | Inventory No. | Cal Date   | Cal Due Date |
| DC Power Supply        | Chroma       | 62012P-80-60  | SEM011-11     | 2022-10-20 | 2023-10-19   |
| MXA Signal Analyzer    | KEYSIGHT     | N9020A        | SEM004-19     | 2022-03-23 | 2023-03-22   |
| Measurement Software   | TST PASS     | TST PASS V2.0 | N/A           | N/A        | N/A          |
| Coaxial Cable          | SGS          | N/A           | SEM031-01     | 2022-07-08 | 2023-07-07   |
| Attenuator             | Huber+Suhner | 6620_SMA-50-1 | SEM021-09     | 2022-04-07 | 2023-04-06   |

| Conducted Band Edges Measurement |              |               |               |            |              |
|----------------------------------|--------------|---------------|---------------|------------|--------------|
| Equipment                        | Manufacturer | Model No.     | Inventory No. | Cal Date   | Cal Due Date |
| DC Power Supply                  | Chroma       | 62012P-80-60  | SEM011-11     | 2022-10-20 | 2023-10-19   |
| MXA Signal Analyzer              | KEYSIGHT     | N9020A        | SEM004-19     | 2022-03-23 | 2023-03-22   |
| Measurement Software             | TST PASS     | TST PASS V2.0 | N/A           | N/A        | N/A          |
| Coaxial Cable                    | SGS          | N/A           | SEM031-01     | 2022-07-08 | 2023-07-07   |
| Attenuator                       | Huber+Suhner | 6620_SMA-50-1 | SEM021-09     | 2022-04-07 | 2023-04-06   |





# SGS-CSTC Standards Technical Services Co., Ltd. Shenzhen Branch

SZEMC-TRF-01 Rev. A/0 Aug01,2022

Report No.: SZCR230300062601

Page: 9 of 75

| Conducted Spurious Emissions |              |               |               |            |              |
|------------------------------|--------------|---------------|---------------|------------|--------------|
| Equipment                    | Manufacturer | Model No.     | Inventory No. | Cal Date   | Cal Due Date |
| DC Power Supply              | Chroma       | 62012P-80-60  | SEM011-11     | 2022-10-20 | 2023-10-19   |
| MXA Signal Analyzer          | KEYSIGHT     | N9020A        | SEM004-19     | 2022-03-23 | 2023-03-22   |
| Measurement Software         | TST PASS     | TST PASS V2.0 | N/A           | N/A        | N/A          |
| Coaxial Cable                | SGS          | N/A           | SEM031-01     | 2022-07-08 | 2023-07-07   |
| Attenuator                   | Huber+Suhner | 6620_SMA-50-1 | SEM021-09     | 2022-04-07 | 2023-04-06   |

| Radiated Emissions which fall in the restricted bands |                                    |                 |               |            |              |
|---|------------------------------------|-----------------|---------------|------------|--------------|
| Equipment   | Manufacturer                       | Model No.       | Inventory No. | Cal Date   | Cal Due Date |
| 3m Semi-Anechoic Chamber                              | AUDIX                              | N/A             | SEM001-02     | 2022-04-02 | 2025-04-01   |
| Signal Analyzer                                       | Rohde & Schwarz                    | FSV40           | SEM008-04     | 2022-03-23 | 2023-03-22   |
| Horn Antenna  | Rohde&Schwarz                      | HF907           | SEM003-07     | 2022-07-24 | 2024-07-23   |
| Microwave system amplifier                            | Agilent                            | 83017A          | SEM005-25     | 2022-09-21 | 2023-09-20   |
| Measurement Software                                  | AUDIX                              | e3 V8.2014-6-27 | N/A           | N/A        | N/A          |
| Coaxial Cable   | SGS                                | N/A             | SEM026-01     | 2022-07-08 | 2023-07-07   |
| Broad-Band Horn Antenna                               | Schwarzbeck                        | BBHA 9170       | SEM003-15     | 2022-08-10 | 2024-08-09   |
| Pre-Amplifier   | Compliance Directions Systems Inc. | PAP-2640-50     | SEM005-08     | 2022-03-22 | 2023-03-21   |



Unless otherwise agreed in writing, this document is issued by the Company subject to its General Conditions of Service printed overleaf, available on request or accessible at <http://www.sgs.com/en/Terms-and-Conditions.aspx> and, for electronic format documents, subject to Terms and Conditions for Electronic Documents at <http://www.sgs.com/en/Terms-and-Conditions/Terms-e-Documents.aspx>. Attention is drawn to the limitation of liability, indemnification and jurisdiction issues defined therein. Any holder of this document is advised that information contained hereon reflects the Company's findings at the time of its intervention only and within the limits of Client's instructions, if any. The Company's sole responsibility is to its Client and this document does not exonerate parties to a transaction from exercising all their rights and obligations under the transaction documents. This document cannot be reproduced except in full, without prior written approval of the Company. Any unauthorized alteration, forgery or falsification of the content or appearance of this document is unlawful and offenders may be prosecuted to the fullest extent of the law. Unless otherwise stated the results shown in this test report refer only to the sample(s) tested and such sample(s) are retained for 30 days only.

Attention: To check the authenticity of testing / inspection report & certificate, please contact us at telephone: (86-755) 83071443, or email: [CN.Doccheck@sgs.com](mailto:CN.Doccheck@sgs.com)

No.1 Workshop, M-10, Middle Section, Science & Technology Park, Shenzhen, China 518057 t (86-755) 26012053 f (86-755) 26710594 www.sgsgroup.com.cn  
 中国·深圳·科技园中区M-10栋一号厂房 邮编: 518057 t (86-755) 26012053 f (86-755) 26710594 sgs.china@sgs.com

# SGS-CSTC Standards Technical Services Co., Ltd. Shenzhen Branch

SZEMC-TRF-01 Rev. A/0 Aug01,2022

Report No.: SZCR230300062601

Page: 10 of 75

| Radiated Spurious Emissions Below 1GHz |                      |                 |               |            |              |
|--|----------------------|-----------------|---------------|------------|--------------|
| Equipment                              | Manufacturer         | Model No.       | Inventory No. | Cal Date   | Cal Due Date |
| 3m Semi-Anechoic Chamber               | ETS-LINDGREN         | N/A             | SEM001-01     | 2020-07-19 | 2023-07-18   |
| Loop Antenna                           | ETS-Lindgren         | 6502            | SEM003-08     | 2022-08-13 | 2023-08-12   |
| MXE EMI Receiver                       | Agilent Technologies | N9038A          | SEM004-15     | 2022-10-20 | 2023-10-19   |
| BiConiLog Antenna                      | ETS-LINDGREN         | 3142C           | SEM003-01     | 2021-09-17 | 2023-09-16   |
| Pre-Amplifier                          | Agilent Technologies | 8447D           | SEM005-01     | 2022-03-22 | 2023-03-21   |
| Measurement Software                   | AUDIX                | e3 V8.2014-6-27 | N/A           | N/A        | N/A          |
| Coaxial Cable                          | SGS                  | N/A             | SEM025-01     | 2022-07-08 | 2023-07-07   |

| Radiated Spurious Emissions Above 1GHz |                 |                 |               |            |              |
|--|-----------------|-----------------|---------------|------------|--------------|
| Equipment                              | Manufacturer    | Model No.       | Inventory No. | Cal Date   | Cal Due Date |
| 3m Semi-Anechoic Chamber               | AUDIX           | N/A             | SEM001-02     | 2022-04-02 | 2025-04-01   |
| Signal Analyzer                        | Rohde & Schwarz | FSV40           | SEM008-04     | 2022-03-23 | 2023-03-22   |
| Horn Antenna                           | Rohde&Schwarz   | HF907           | SEM003-07     | 2022-07-24 | 2024-07-23   |
| Microwave system amplifier             | Agilent         | 83017A          | SEM005-25     | 2022-09-21 | 2023-09-20   |
| Measurement Software                   | AUDIX           | e3 V8.2014-6-27 | N/A           | N/A        | N/A          |
| Coaxial Cable                          | SGS             | N/A             | SEM026-01     | 2022-07-08 | 2023-07-07   |

| General used equipment          |   |           |               |            |              |
|---------------------------------|---|-----------|---------------|------------|--------------|
| Equipment                       | Manufacturer                              | Model No. | Inventory No. | Cal Date   | Cal Due Date |
| Humidity/ Temperature Indicator | Mingle                                    | N/A       | SEM002-08     | 2022-09-04 | 2023-09-03   |
| Humidity/ Temperature Indicator | Anymetre                                  | TH101B    | SEM002-09     | 2022-09-04 | 2023-09-03   |
| Barometer                       | Changchun Meteorological Industry Factory | DYM3      | SEM002-01     | 2022-03-28 | 2023-03-27   |



Unless otherwise agreed in writing, this document is issued by the Company subject to its General Conditions of Service printed overleaf, available on request or accessible at <http://www.sgs.com/en/Terms-and-Conditions.aspx> and, for electronic format documents, subject to Terms and Conditions for Electronic Documents at <http://www.sgs.com/en/Terms-and-Conditions/Terms-e-Documents.aspx>. Attention is drawn to the limitation of liability, indemnification and jurisdiction issues defined therein. Any holder of this document is advised that information contained hereon reflects the Company's findings at the time of its intervention only and within the limits of Client's instructions, if any. The Company's sole responsibility is to its Client and this document does not exonerate parties to a transaction from exercising all their rights and obligations under the transaction documents. This document cannot be reproduced except in full, without prior written approval of the Company. Any unauthorized alteration, forgery or falsification of the content or appearance of this document is unlawful and offenders may be prosecuted to the fullest extent of the law. Unless otherwise stated the results shown in this test report refer only to the sample(s) tested and such sample(s) are retained for 30 days only.

Attention: To check the authenticity of testing / inspection report & certificate, please contact us at telephone: (86-755) 83071443, or email: [CN.Doccheck@sgs.com](mailto:CN.Doccheck@sgs.com)

No.1 Workshop, M-10, Middle Section, Science & Technology Park, Shenzhen, China 518057 t (86-755) 26012053 f (86-755) 26710594 www.sgs.com.cn  
 中国·深圳·科技园中区M-10栋一号厂房 邮编: 518057 t (86-755) 26012053 f (86-755) 26710594 sgs.china@sgs.com

## 6 Radio Spectrum Technical Requirement

### 6.1 Antenna Requirement

#### 6.1.1 Test Requirement:

47 CFR Part 15, Subpart C 15.203 & 15.247(b)(4)

#### 6.1.2 Conclusion

Standard Requirement:

An intentional radiator shall be designed to ensure that no antenna other than that furnished by the responsible party shall be used with the device. The use of a permanently attached antenna or of an antenna that uses a unique coupling to the intentional radiator, the manufacturer may design the unit so that a broken antenna can be replaced by the user, but the use of a standard antenna jack or electrical connector is prohibited.

15.247(b) (4) requirement:

The conducted output power limit specified in paragraph (b) of this section is based on the use of antennas with directional gains that do not exceed 6 dBi. Except as shown in paragraph (c) of this section, if transmitting antennas of directional gain greater than 6 dBi are used, the conducted output power from the intentional radiator shall be reduced below the stated values in paragraphs (b)(1), (b)(2), and (b)(3) of this section, as appropriate, by the amount in dB that the directional gain of the antenna exceeds 6 dBi.

EUT Antenna:

The antenna is integrated on the main PCB and no consideration of replacement. The best case gain of the antenna is -1.62 dBi.

Antenna location: Refer to internal photo.



## 7 Radio Spectrum Matter Test Results

### 7.1 Conducted Peak Output Power

Test Requirement 47 CFR Part 15, Subpart C 15.247(b)(3)

Test Method: ANSI C63.10 (2013) Section 11.9.1

Limit:

| Frequency range(MHz) | Output power of the intentional radiator(watt)         |
|----------------------|--|
| 902-928              | 1 for $\geq 50$ hopping channels                       |
|                      | 0.25 for $25 \leq$ hopping channels $< 50$             |
|                      | 1 for digital modulation                               |
| 2400-2483.5          | 1 for $\geq 75$ non-overlapping hopping channels       |
|                      | 0.125 for all other frequency hopping systems          |
|                      | 1 for digital modulation                               |
| 5725-5850            | 1 for frequency hopping systems and digital modulation |





## SGS-CSTC Standards Technical Services Co., Ltd. Shenzhen Branch

SZEMC-TRF-01 Rev. A/0 Aug01,2022

Report No.: SZCR230300062601

Page: 13 of 75

### 7.1.1 E.U.T. Operation

Operating Environment:

Temperature: 23.0 °C

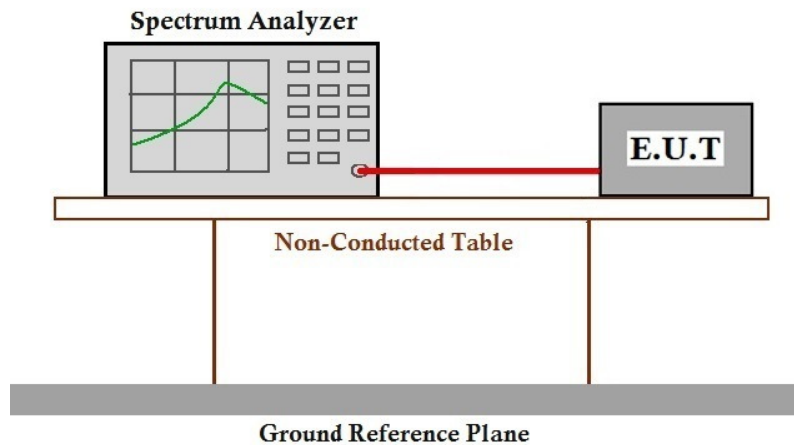
Humidity: 43.6 % RH

Atmospheric Pressure: 1015 mbar

### 7.1.2 Test Mode Description

| Pre-scan / Final test | Mode Code | Description   |
|-----------------------|-----------|---|
| Final test            | 00        | TX mode(1Mbps)_Keep the EUT in continuously transmitting mode with GFSK modulation. |
| Final test            | 01        | TX mode(2Mbps)_Keep the EUT in continuously transmitting mode with GFSK modulation. |

### 7.1.3 Test Setup Diagram



### 7.1.4 Measurement Procedure and Data

Note: Since the verify power the same operating range bandwidth and smaller power can be covered by the higher power.

Please Refer to Appendix for Details

### 7.2 Minimum 6dB Bandwidth

Test Requirement 47 CFR Part 15, Subpart C 15.247a(2)  
 Test Method: ANSI C63.10 (2013) Section 11.8.1  
 Limit:  $\geq 500$  kHz

#### 7.2.1 E.U.T. Operation

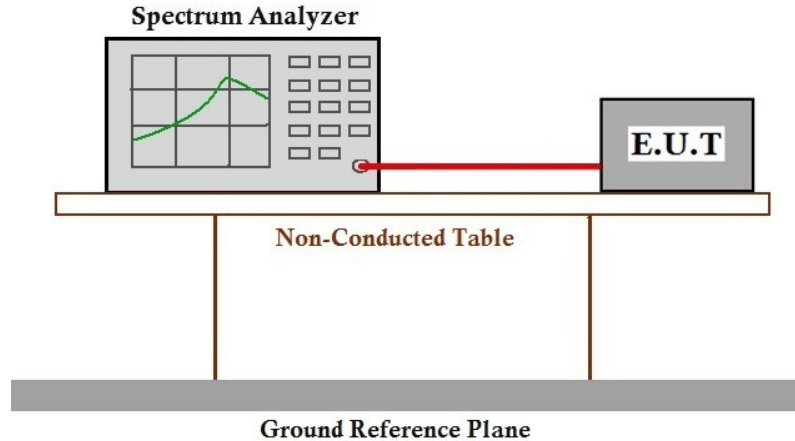
Operating Environment:

Temperature: 23.0 °C Humidity: 43.6 % RH Atmospheric Pressure: 1015 mbar

#### 7.2.2 Test Mode Description

| Pre-scan / Final test | Mode Code | Description   |
|-----------------------|-----------|---|
| Final test            | 00        | TX mode(1Mbps)_Keep the EUT in continuously transmitting mode with GFSK modulation. |
| Final test            | 01        | TX mode(2Mbps)_Keep the EUT in continuously transmitting mode with GFSK modulation. |

#### 7.2.3 Test Setup Diagram



#### 7.2.4 Measurement Procedure and Data

Please Refer to Appendix for Details



### 7.3 Power Spectrum Density

Test Requirement 47 CFR Part 15, Subpart C 15.247(e)  
 Test Method: ANSI C63.10 (2013) Section 11.10.2  
 Limit:  $\leq 8\text{dBm}$  in any 3 kHz band during any time interval of continuous transmission

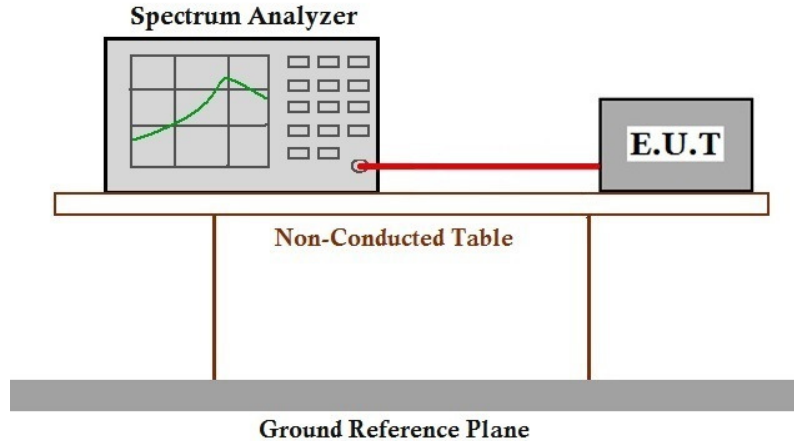
#### 7.3.1 E.U.T. Operation

Operating Environment:  
 Temperature: 23.0 °C Humidity: 43.6 % RH Atmospheric Pressure: 1015 mbar

#### 7.3.2 Test Mode Description

| Pre-scan / Final test | Mode Code | Description   |
|-----------------------|-----------|---|
| Final test            | 00        | TX mode(1Mbps)_Keep the EUT in continuously transmitting mode with GFSK modulation. |
| Final test            | 01        | TX mode(2Mbps)_Keep the EUT in continuously transmitting mode with GFSK modulation. |

#### 7.3.3 Test Setup Diagram



#### 7.3.4 Measurement Procedure and Data

Please Refer to Appendix for Details

# SGS-CSTC Standards Technical Services Co., Ltd. Shenzhen Branch

SZEMC-TRF-01 Rev. A/0 Aug01,2022

Report No.: SZCR230300062601

Page: 16 of 75

## 7.4 Conducted Band Edges Measurement

Test Requirement 47 CFR Part 15, Subpart C 15.247(d)  
Test Method: ANSI C63.10 (2013) Section 11.13.3.2

Limit:

In any 100 kHz bandwidth outside the frequency band in which the spread spectrum or digitally modulated intentional radiator is operating, the radio frequency power that is produced by the intentional radiator shall be at least 20 dB below that in the 100 kHz bandwidth within the band that contains the highest level of the desired power, based on either an RF conducted or a radiated measurement, provided the transmitter demonstrates compliance with the peak conducted power limits. If the transmitter complies with the conducted power limits based on the use of RMS averaging over a time interval, as permitted under paragraph (b)(3) of this section, the attenuation required under this paragraph shall be 30 dB instead of 20 dB. Attenuation below the general limits specified in §15.209(a) is not required. In addition, radiated emissions which fall in the restricted bands, as defined in §15.205(a), must also comply with the radiated emission limits specified in §15.209(a) (see §15.205(c)).

### 7.4.1 E.U.T. Operation

Operating Environment:

Temperature: 23.0 °C Humidity: 43.6 % RH Atmospheric Pressure: 1015 mbar

### 7.4.2 Test Mode Description

| Pre-scan /<br>Final test | Mode<br>Code | Description   |
|--------------------------|--------------|---|
| Final test               | 00           | TX mode(1Mbps)_Keep the EUT in continuously transmitting mode with GFSK modulation. |
| Final test               | 01           | TX mode(2Mbps)_Keep the EUT in continuously transmitting mode with GFSK modulation. |



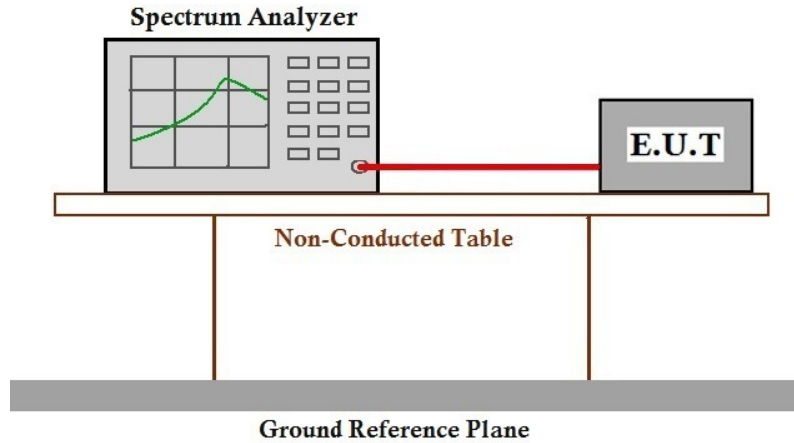
SGS-CSTC Standards Technical Services Co., Ltd.  
Shenzhen Branch (SZEMC) EEC Laboratory

Unless otherwise agreed in writing, this document is issued by the Company subject to its General Conditions of Service printed overleaf, available on request or accessible at <http://www.sgs.com/en/Terms-and-Conditions.aspx> and, for electronic format documents, subject to Terms and Conditions for Electronic Documents at <http://www.sgs.com/en/Terms-and-Conditions/Terms-e-Documents.aspx>. Attention is drawn to the limitation of liability, indemnification and jurisdiction issues defined therein. Any holder of this document is advised that information contained hereon reflects the Company's findings at the time of its intervention only and within the limits of Client's instructions, if any. The Company's sole responsibility is to its Client and this document does not exonerate parties to a transaction from exercising all their rights and obligations under the transaction documents. This document cannot be reproduced except in full, without prior written approval of the Company. Any unauthorized alteration, forgery or falsification of the content or appearance of this document is unlawful and offenders may be prosecuted to the fullest extent of the law. Unless otherwise stated the results shown in this test report refer only to the sample(s) tested and such sample(s) are retained for 30 days only.  
Attention: To check the authenticity of testing / inspection report & certificate, please contact us at telephone: (86-755) 8307 1443, or email: [CN.Doccheck@sgs.com](mailto:CN.Doccheck@sgs.com)

No.1 Workshop, M-10, Middle Section, Science & Technology Park, Shenzhen, China 518057 t (86-755) 26012053 f (86-755) 26710594 www.sgsgroup.com.cn  
中国·深圳·科技园中区M-10栋一号厂房 邮编: 518057 t (86-755) 26012053 f (86-755) 26710594 sgs.china@sgs.com



### 7.4.3 Test Setup Diagram



### 7.4.4 Measurement Procedure and Data

Please Refer to Appendix for Details



Unless otherwise agreed in writing, this document is issued by the Company subject to its General Conditions of Service printed overleaf, available on request or accessible at <http://www.sgs.com/en/Terms-and-Conditions.aspx> and, for electronic format documents, subject to Terms and Conditions for Electronic Documents at <http://www.sgs.com/en/Terms-and-Conditions/Terms-e-Documents.aspx>. Attention is drawn to the limitation of liability, indemnification and jurisdiction issues defined therein. Any holder of this document is advised that information contained hereon reflects the Company's findings at the time of its intervention only and within the limits of Client's instructions, if any. The Company's sole responsibility is to its Client and this document does not exonerate parties to a transaction from exercising all their rights and obligations under the transaction documents. This document cannot be reproduced except in full, without prior written approval of the Company. Any unauthorized alteration, forgery or falsification of the content or appearance of this document is unlawful and offenders may be prosecuted to the fullest extent of the law. Unless otherwise stated the results shown in this test report refer only to the sample(s) tested and such sample(s) are retained for 30 days only.

Attention: To check the authenticity of testing / inspection report & certificate, please contact us at telephone: (86-755) 8307 1443, or email: [CN.Doccheck@sgs.com](mailto:CN.Doccheck@sgs.com)

# SGS-CSTC Standards Technical Services Co., Ltd. Shenzhen Branch

SZEMC-TRF-01 Rev. A/0 Aug01,2022

Report No.: SZCR230300062601

Page: 18 of 75

## 7.5 Conducted Spurious Emissions

Test Requirement 47 CFR Part 15, Subpart C 15.247(d)

Test Method: ANSI C63.10 (2013) Section 11.11

Limit:

In any 100 kHz bandwidth outside the frequency band in which the spread spectrum or digitally modulated intentional radiator is operating, the radio frequency power that is produced by the intentional radiator shall be at least 20 dB below that in the 100 kHz bandwidth within the band that contains the highest level of the desired power, based on either an RF conducted or a radiated measurement, provided the transmitter demonstrates compliance with the peak conducted power limits. If the transmitter complies with the conducted power limits based on the use of RMS averaging over a time interval, as permitted under paragraph (b)(3) of this section, the attenuation required under this paragraph shall be 30 dB instead of 20 dB. Attenuation below the general limits specified in §15.209(a) is not required. In addition, radiated emissions which fall in the restricted bands, as defined in §15.205(a), must also comply with the radiated emission limits specified in §15.209(a) (see §15.205(c)).

### 7.5.1 E.U.T. Operation

Operating Environment:

Temperature: 23.0 °C Humidity: 43.6 % RH Atmospheric Pressure: 1015 mbar

### 7.5.2 Test Mode Description

| Pre-scan /<br>Final test | Mode<br>Code | Description   |
|--------------------------|--------------|---|
| Final test               | 00           | TX mode(1Mbps)_Keep the EUT in continuously transmitting mode with GFSK modulation. |
| Final test               | 01           | TX mode(2Mbps)_Keep the EUT in continuously transmitting mode with GFSK modulation. |

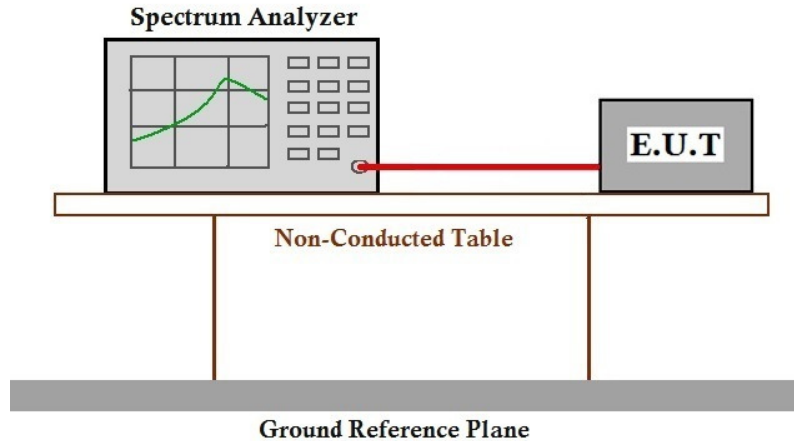


SGS-CSTC Standards Technical Services Co., Ltd.  
Shenzhen Branch (SZEMC) EMC Laboratory

Unless otherwise agreed in writing, this document is issued by the Company subject to its General Conditions of Service printed overleaf, available on request or accessible at <http://www.sgs.com/en/Terms-and-Conditions.aspx> and, for electronic format documents, subject to Terms and Conditions for Electronic Documents at <http://www.sgs.com/en/Terms-and-Conditions/Terms-e-Documents.aspx>. Attention is drawn to the limitation of liability, indemnification and jurisdiction issues defined therein. Any holder of this document is advised that information contained hereon reflects the Company's findings at the time of its intervention only and within the limits of Client's instructions, if any. The Company's sole responsibility is to its Client and this document does not exonerate parties to a transaction from exercising all their rights and obligations under the transaction documents. This document cannot be reproduced except in full, without prior written approval of the Company. Any unauthorized alteration, forgery or falsification of the content or appearance of this document is unlawful and offenders may be prosecuted to the fullest extent of the law. Unless otherwise stated the results shown in this test report refer only to the sample(s) tested and such sample(s) are retained for 30 days only.  
Attention: To check the authenticity of testing / inspection report & certificate, please contact us at telephone: (86-755) 8307 1443, or email: [CN.Doccheck@sgs.com](mailto:CN.Doccheck@sgs.com)

No.1 Workshop, M-10, Middle Section, Science & Technology Park, Shenzhen, China 518057 t (86-755) 26012053 f (86-755) 26710594 www.ssgroup.com.cn  
中国·深圳·科技园中区M-10栋一号厂房 邮编: 518057 t (86-755) 26012053 f (86-755) 26710594 sgs.china@sgs.com

### 7.5.3 Test Setup Diagram



### 7.5.4 Measurement Procedure and Data

Please Refer to Appendix for Details



# SGS-CSTC Standards Technical Services Co., Ltd. Shenzhen Branch

SZEMC-TRF-01 Rev. A/0 Aug01,2022

Report No.: SZCR230300062601

Page: 20 of 75

## 7.6 Radiated Emissions which fall in the restricted bands

Test Requirement 47 CFR Part 15, Subpart C 15.205 & 15.209

Test Method: ANSI C63.10 (2013) Section 6.10.5

Limit:

| Frequency(MHz) | Field strength(microvolts/meter) | Measurement distance(meters) |
|----------------|----------------------------------|------------------------------|
| 0.009-0.490    | 2400/F(kHz)                      | 300                          |
| 0.490-1.705    | 24000/F(kHz)                     | 30                           |
| 1.705-30.0     | 30                               | 30                           |
| 30-88          | 100                              | 3                            |
| 88-216         | 150                              | 3                            |
| 216-960        | 200                              | 3                            |
| Above 960      | 500                              | 3                            |

Remark: The emission limits shown in the above table are based on measurements employing a CISPR quasi-peak detector except for the frequency bands 9-90kHz, 110-490kHz and above 1000 MHz. Radiated emission limits in these three bands are based on measurements employing an average detector, the peak field strength of any emission shall not exceed the maximum permitted average limits specified above by more than 20 dB under any condition of modulation.



SGS-CSTC Standards Technical Services Co., Ltd.  
Shenzhen Branch (SZEMC) EMC Laboratory

Unless otherwise agreed in writing, this document is issued by the Company subject to its General Conditions of Service printed overleaf, available on request or accessible at <http://www.sgs.com/en/Terms-and-Conditions.aspx> and, for electronic format documents, subject to Terms and Conditions for Electronic Documents at <http://www.sgs.com/en/Terms-and-Conditions/Terms-e-Documents.aspx>. Attention is drawn to the limitation of liability, indemnification and jurisdiction issues defined therein. Any holder of this document is advised that information contained hereon reflects the Company's findings at the time of its intervention only and within the limits of Client's instructions, if any. The Company's sole responsibility is to its Client and this document does not exonerate parties to a transaction from exercising all their rights and obligations under the transaction documents. This document cannot be reproduced except in full, without prior written approval of the Company. Any unauthorized alteration, forgery or falsification of the content or appearance of this document is unlawful and offenders may be prosecuted to the fullest extent of the law. Unless otherwise stated the results shown in this test report refer only to the sample(s) tested and such sample(s) are retained for 30 days only.  
Attention: To check the authenticity of testing / inspection report & certificate, please contact us at telephone: (86-755) 83071443, or email: [CN.Doccheck@sgs.com](mailto:CN.Doccheck@sgs.com)

No.1 Workshop, M-10, Middle Section, Science & Technology Park, Shenzhen, China 518057 t (86-755) 26012053 f (86-755) 26710594 www.sgsgroup.com.cn  
中国·深圳·科技园中区M-10栋一号厂房 邮编: 518057 t (86-755) 26012053 f (86-755) 26710594 sgs.china@sgs.com



## SGS-CSTC Standards Technical Services Co., Ltd. Shenzhen Branch

SZEMC-TRF-01 Rev. A/0 Aug01,2022

Report No.: SZCR230300062601

Page: 21 of 75

### 7.6.1 E.U.T. Operation

Operating Environment:

Temperature: 22.7 °C

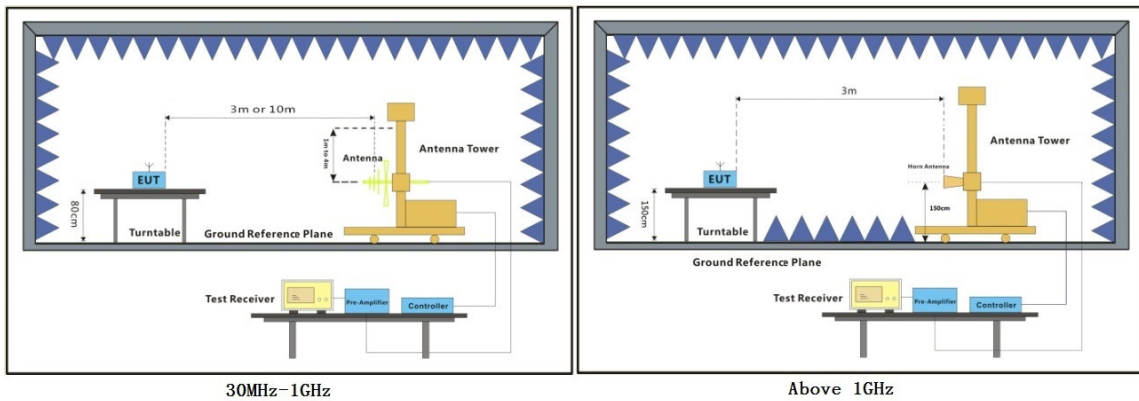
Humidity: 64.8 % RH

Atmospheric Pressure: 1015 mbar

### 7.6.2 Test Mode Description

| Pre-scan / Final test | Mode Code | Description   |
|-----------------------|-----------|---|
| Final test            | 00        | TX mode(1Mbps)_Keep the EUT in continuously transmitting mode with GFSK modulation. |
| Final test            | 01        | TX mode(2Mbps)_Keep the EUT in continuously transmitting mode with GFSK modulation. |

### 7.6.3 Test Setup Diagram



SGS-CSTC Standards Technical Services Co., Ltd.  
Shenzhen Branch EMC Laboratory

Unless otherwise agreed in writing, this document is issued by the Company subject to its General Conditions of Service printed overleaf, available on request or accessible at <http://www.sgs.com/en/Terms-and-Conditions.aspx> and, for electronic format documents, subject to Terms and Conditions for Electronic Documents at <http://www.sgs.com/en/Terms-and-Conditions/Terms-e-Documents.aspx>. Attention is drawn to the limitation of liability, indemnification and jurisdiction issues defined therein. Any holder of this document is advised that information contained hereon reflects the Company's findings at the time of its intervention only and within the limits of Client's instructions, if any. The Company's sole responsibility is to its Client and this document does not exonerate parties to a transaction from exercising all their rights and obligations under the transaction documents. This document cannot be reproduced except in full, without prior written approval of the Company. Any unauthorized alteration, forgery or falsification of the content or appearance of this document is unlawful and offenders may be prosecuted to the fullest extent of the law. Unless otherwise stated the results shown in this test report refer only to the sample(s) tested and such sample(s) are retained for 30 days only.

Attention: To check the authenticity of testing / inspection report & certificate, please contact us at telephone: (86-755) 8307 1443, or email: [CN.Doccheck@sgs.com](mailto:CN.Doccheck@sgs.com)

No.1 Workshop, M-10, Middle Section, Science & Technology Park, Shenzhen, China 518057 t (86-755) 26012053 f (86-755) 26710594 www.ssgroup.com.cn  
中国·深圳·科技园中区M-10栋一号厂房 邮编: 518057 t (86-755) 26012053 f (86-755) 26710594 sgs.china@sgs.com

## 7.6.4 Measurement Procedure and Data

- a. For below 1GHz, the EUT was placed on the top of a rotating table 0.8 meters above the ground at a 3 or 10 meter semi-anechoic chamber. The table was rotated 360 degrees to determine the position of the highest radiation.
- b. For above 1GHz, the EUT was placed on the top of a rotating table 1.5 meters above the ground at a 3 meter fully-anechoic chamber. The table was rotated 360 degrees to determine the position of the highest radiation.
- c. The EUT was set 3 or 10 meters away from the interference-receiving antenna, which was mounted on the top of a variable-height antenna tower.
- d. The antenna height is varied from one meter to four meters above the ground to determine the maximum value of the field strength. Both horizontal and vertical polarizations of the antenna are set to make the measurement.
- e. For each suspected emission, the EUT was arranged to its worst case and then the antenna was tuned to heights from 1 meter to 4 meters (for the test frequency of below 30MHz, the antenna was tuned to heights 1 meter) and the rotatable table was turned from 0 degrees to 360 degrees to find the maximum reading.
- f. The test-receiver system was set to Peak Detect Function and Specified Bandwidth with Maximum Hold Mode.
- g. If the emission level of the EUT in peak mode was 10dB lower than the limit specified, then testing could be stopped and the peak values of the EUT would be reported. Otherwise the emissions that did not have 10dB margin would be re-tested one by one using peak, quasi-peak or average method as specified and then reported in a data sheet.
- h. Test the EUT in the lowest channel, the middle channel, the Highest channel.
- i. The radiation measurements are performed in X, Y, Z axis positioning for Transmitting mode, and found the X axis positioning which it is the worst case.
- j. Repeat above procedures until all frequencies measured was complete.

Remark 1: Level= Read Level+ Cable Loss+ Antenna Factor- Preamp Factor

Remark 2: For frequencies above 1GHz, the field strength limits are based on average limits. However, the peak field strength of any emission shall not exceed the maximum permitted average limits specified above by more than 20 dB under any condition of modulation. For the emissions whose peak level is lower than the average limit, only the peak measurement is shown in the report.



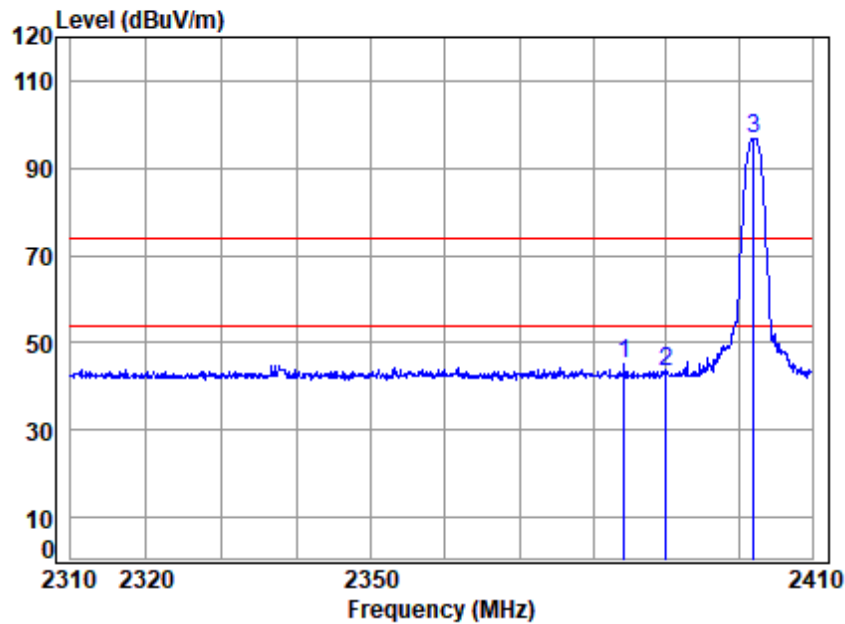
## SGS-CSTC Standards Technical Services Co., Ltd. Shenzhen Branch

SZEMC-TRF-01 Rev. A/0 Aug01,2022

Report No.: SZCR230300062601

Page: 23 of 75

Test Mode: 00; Polarity: Horizontal; Modulation:GFSK; Channel:Low



Site : chamber  
Condition: 3m HORIZONTAL  
Job No : 00626AT\00627AT  
Mode : 2402 Band edge  
Note : BLE

|   |          | Cable | Ant    | Preamp | Read  |        | Limit  | Over   |        |
|---|----------|-------|--------|--------|-------|--------|--------|--------|--------|
|   | Freq     | Loss  | Factor | Factor | Level | Level  | Line   | Limit  | Remark |
|   | MHz      | dB    | dB/m   | dB     | dBuV  | dBuV/m | dBuV/m | dB     |        |
| 1 | 2384.298 | 4.24  | 28.74  | 35.64  | 47.74 | 45.08  | 74.00  | -28.92 | peak   |
| 2 | 2390.000 | 4.25  | 28.76  | 35.64  | 45.81 | 43.18  | 74.00  | -30.82 | peak   |
| 3 | 2402.000 | 4.26  | 28.81  | 35.64  | 99.23 | 96.66  | 74.00  | 22.66  | peak   |

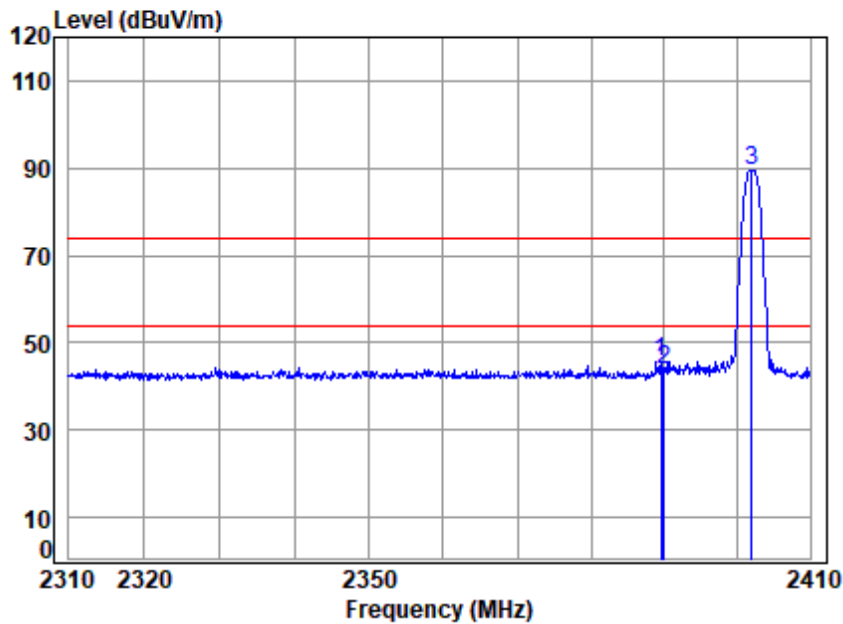


SGS-CSTC Standards Technical Services Co., Ltd.  
Shenzhen Branch

Unless otherwise agreed in writing, this document is issued by the Company subject to its General Conditions of Service printed overleaf, available on request or accessible at <http://www.sgs.com/en/Terms-and-Conditions.aspx> and, for electronic format documents, subject to Terms and Conditions for Electronic Documents at <http://www.sgs.com/en/Terms-and-Conditions/Terms-e-Documents.aspx>. Attention is drawn to the limitation of liability, indemnification and jurisdiction issues defined therein. Any holder of this document is advised that information contained hereon reflects the Company's findings at the time of its intervention only and within the limits of Client's instructions, if any. The Company's sole responsibility is to its Client and this document does not exonerate parties to a transaction from exercising all their rights and obligations under the transaction documents. This document cannot be reproduced except in full, without prior written approval of the Company. Any unauthorized alteration, forgery or falsification of the content or appearance of this document is unlawful and offenders may be prosecuted to the fullest extent of the law. Unless otherwise stated the results shown in this test report refer only to the sample(s) tested and such sample(s) are retained for 30 days only.  
Attention: To check the authenticity of testing / inspection report & certificate, please contact us at telephone: (86-755) 8307 1443, or email: [CN.Doccheck@sgs.com](mailto:CN.Doccheck@sgs.com)

No.1 Workshop, M-10, Middle Section, Science & Technology Park, Shenzhen, China 518057 t (86-755) 26012053 f (86-755) 26710594 www.sgs.com.cn  
中国·深圳·科技园中区M-10栋一号厂房 邮编: 518057 t (86-755) 26012053 f (86-755) 26710594 sgs.china@sgs.com

Test Mode: 00; Polarity: Vertical; Modulation:GFSK; Channel:Low



Site : chamber  
Condition: 3m VERTICAL  
Job No : 00626AT\00627AT  
Mode : 2402 Band edge  
Note : BLE

|   |          | Cable | Ant    | Preamp | Read  |        | Limit  | Over   |        |
|---|----------|-------|--------|--------|-------|--------|--------|--------|--------|
|   | Freq     | Loss  | Factor | Factor | Level | Level  | Line   | Limit  | Remark |
|   | MHz      | dB    | dB/m   | dB     | dBuV  | dBuV/m | dBuV/m | dB     |        |
| 1 | 2389.558 | 4.25  | 28.76  | 35.64  | 48.34 | 45.71  | 74.00  | -28.29 | peak   |
| 2 | 2390.000 | 4.25  | 28.76  | 35.64  | 46.35 | 43.72  | 74.00  | -30.28 | peak   |
| 3 | 2402.000 | 4.26  | 28.81  | 35.64  | 92.15 | 89.58  | 74.00  | 15.58  | peak   |





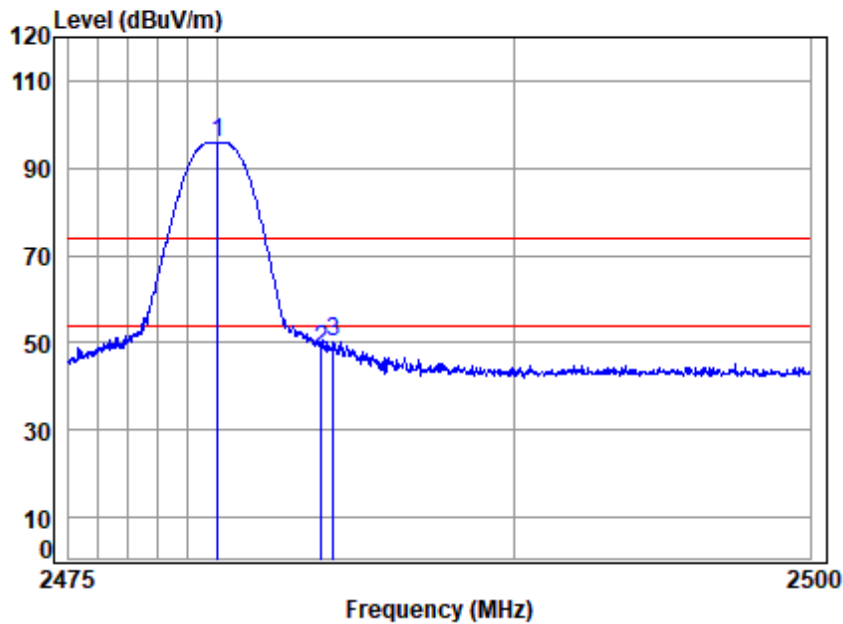
## SGS-CSTC Standards Technical Services Co., Ltd. Shenzhen Branch

SZEMC-TRF-01 Rev. A/0 Aug01,2022

Report No.: SZCR230300062601

Page: 25 of 75

Test Mode: 00; Polarity: Horizontal; Modulation:GFSK; Channel:High



Site : chamber  
Condition: 3m HORIZONTAL  
Job No : 00626AT\00627AT  
Mode : 2480 Band edge  
Note : BLE

|   |          | Cable | Ant    | Preamp | Read  |        | Limit  | Over   |        |
|---|----------|-------|--------|--------|-------|--------|--------|--------|--------|
|   | Freq     | Loss  | Factor | Factor | Level | Level  | Line   | Limit  | Remark |
|   | MHz      | dB    | dB/m   | dB     | dBuV  | dBuV/m | dBuV/m | dB     |        |
| 1 | 2480.000 | 4.34  | 29.28  | 35.61  | 97.93 | 95.94  | 74.00  | 21.94  | peak   |
| 2 | 2483.500 | 4.34  | 29.30  | 35.61  | 50.37 | 48.40  | 74.00  | -25.60 | peak   |
| 3 | 2483.896 | 4.34  | 29.30  | 35.61  | 52.16 | 50.19  | 74.00  | -23.81 | peak   |

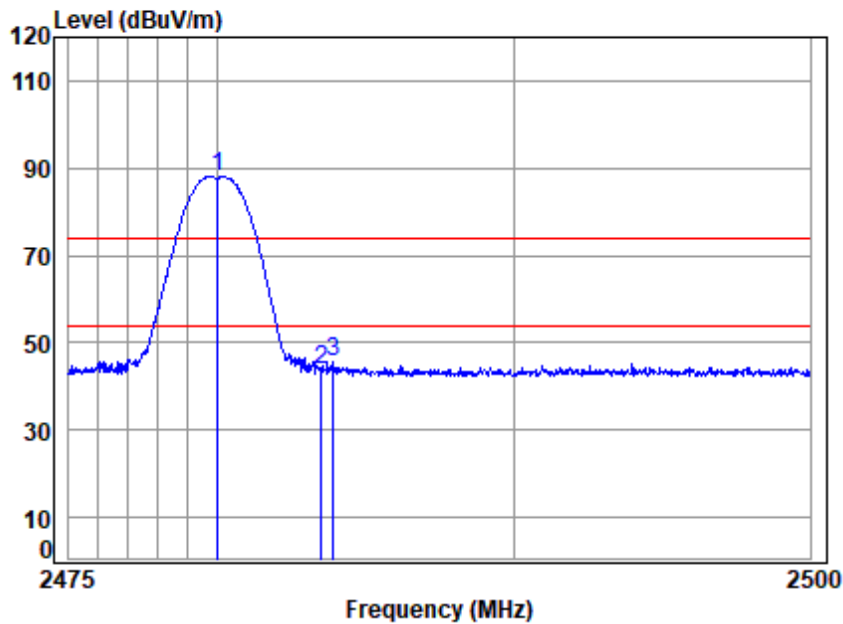


SGS-CSTC Standards Technical Services Co., Ltd.  
Shenzhen Branch

Unless otherwise agreed in writing, this document is issued by the Company subject to its General Conditions of Service printed overleaf, available on request or accessible at <http://www.sgs.com/en/Terms-and-Conditions.aspx> and, for electronic format documents, subject to Terms and Conditions for Electronic Documents at <http://www.sgs.com/en/Terms-and-Conditions/Terms-e-Documents.aspx>. Attention is drawn to the limitation of liability, indemnification and jurisdiction issues defined therein. Any holder of this document is advised that information contained hereon reflects the Company's findings at the time of its intervention only and within the limits of Client's instructions, if any. The Company's sole responsibility is to its Client and this document does not exonerate parties to a transaction from exercising all their rights and obligations under the transaction documents. This document cannot be reproduced except in full, without prior written approval of the Company. Any unauthorized alteration, forgery or falsification of the content or appearance of this document is unlawful and offenders may be prosecuted to the fullest extent of the law. Unless otherwise stated the results shown in this test report refer only to the sample(s) tested and such sample(s) are retained for 30 days only.

Attention: To check the authenticity of testing / inspection report & certificate, please contact us at telephone: (86-755) 8307 1443, or email: [CN.Doccheck@sgs.com](mailto:CN.Doccheck@sgs.com)  
No.1 Workshop, M-10, Middle Section, Science & Technology Park, Shenzhen, China 518057 t (86-755) 26012053 f (86-755) 26710594 www.sgsgroup.com.cn  
中国·深圳·科技园中区M-10栋一号厂房 邮编: 518057 t (86-755) 26012053 f (86-755) 26710594 sgs.china@sgs.com

Test Mode: 00; Polarity: Vertical; Modulation:GFSK; Channel:High

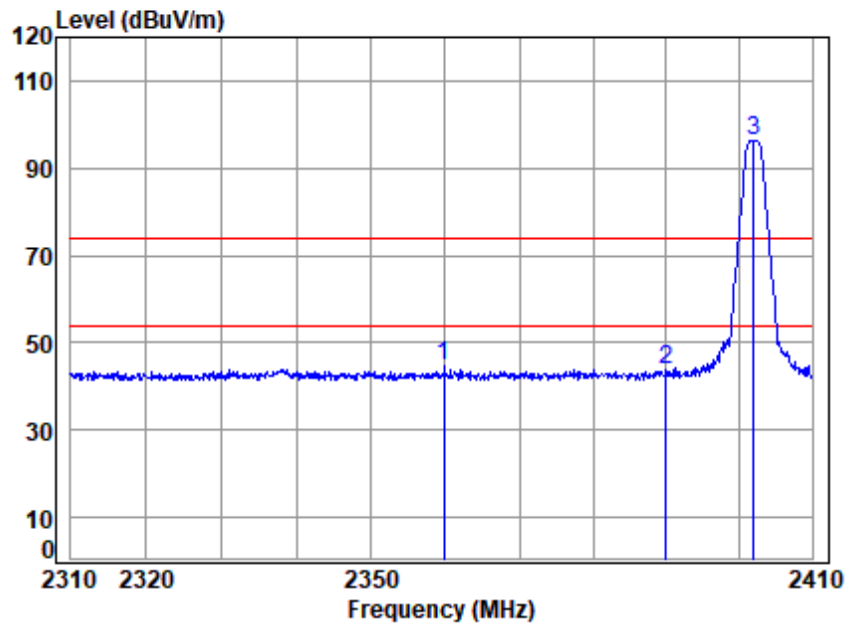


Site : chamber  
Condition: 3m VERTICAL  
Job No : 00626AT\00627AT  
Mode : 2480 Band edge  
Note : BLE

|              |  | Cable | Ant    | Preamp | Read  |        | Limit  | Over   |        |
|--------------|--|-------|--------|--------|-------|--------|--------|--------|--------|
| Freq         |  | Loss  | Factor | Factor | Level | Level  | Line   | Limit  | Remark |
| MHz          |  | dB    | dB/m   | dB     | dBuV  | dBuV/m | dBuV/m | dB     |        |
| 1 . 2480.000 |  | 4.34  | 29.28  | 35.61  | 89.95 | 87.96  | 74.00  | 13.96  | peak   |
| 2 2483.500   |  | 4.34  | 29.30  | 35.61  | 45.86 | 43.89  | 74.00  | -30.11 | peak   |
| 3 2483.896   |  | 4.34  | 29.30  | 35.61  | 47.63 | 45.66  | 74.00  | -28.34 | peak   |



Test Mode: 01; Polarity: Horizontal; Modulation:GFSK; Channel:Low

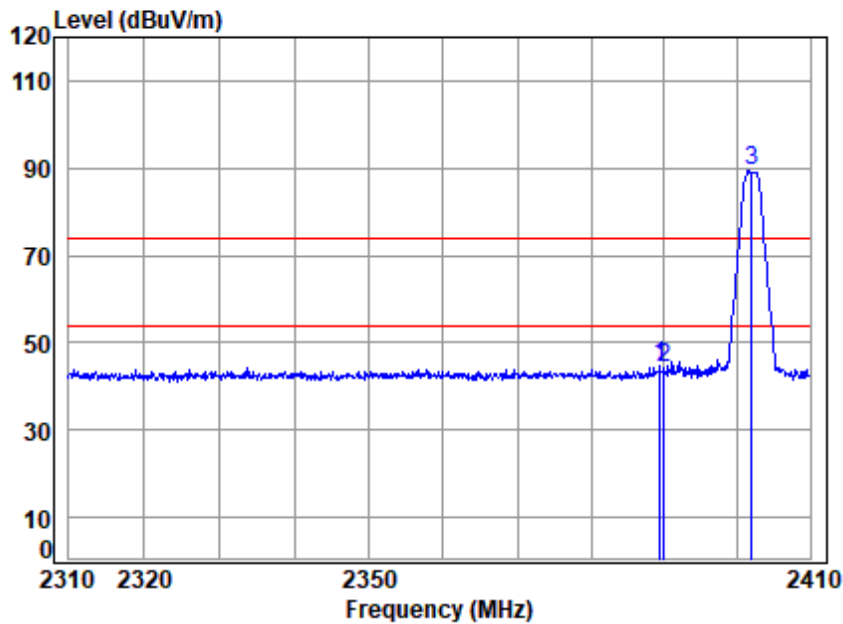


Site : chamber  
Condition: 3m HORIZONTAL  
Job No : 00626AT\00627AT  
Mode : 2402 Band edge  
Note : BLE

|   |          | Cable | Ant    | Preamp | Read  |        | Limit  | Over   |        |
|---|----------|-------|--------|--------|-------|--------|--------|--------|--------|
|   | Freq     | Loss  | Factor | Factor | Level | Level  | Line   | Limit  | Remark |
|   | MHz      | dB    | dB/m   | dB     | dBuV  | dBuV/m | dBuV/m | dB     |        |
| 1 | 2359.870 | 4.22  | 28.64  | 35.65  | 47.46 | 44.67  | 74.00  | -29.33 | peak   |
| 2 | 2390.000 | 4.25  | 28.76  | 35.64  | 46.26 | 43.63  | 74.00  | -30.37 | peak   |
| 3 | 2402.000 | 4.26  | 28.81  | 35.64  | 98.98 | 96.41  | 74.00  | 22.41  | peak   |



Test Mode: 01; Polarity: Vertical; Modulation:GFSK; Channel:Low



Site : chamber  
Condition: 3m VERTICAL  
Job No : 00626AT\00627AT  
Mode : 2402 Band edge  
Note : BLE

|   |          | Cable | Ant    | Preamp | Read  |        | Limit  | Over   |        |
|---|----------|-------|--------|--------|-------|--------|--------|--------|--------|
|   | Freq     | Loss  | Factor | Factor | Level | Level  | Line   | Limit  | Remark |
|   | MHz      | dB    | dB/m   | dB     | dBuV  | dBuV/m | dBuV/m | dB     |        |
| 1 | 2389.356 | 4.25  | 28.76  | 35.64  | 47.53 | 44.90  | 74.00  | -29.10 | peak   |
| 2 | 2390.000 | 4.25  | 28.76  | 35.64  | 46.70 | 44.07  | 74.00  | -29.93 | peak   |
| 3 | 2402.000 | 4.26  | 28.81  | 35.64  | 91.79 | 89.22  | 74.00  | 15.22  | peak   |



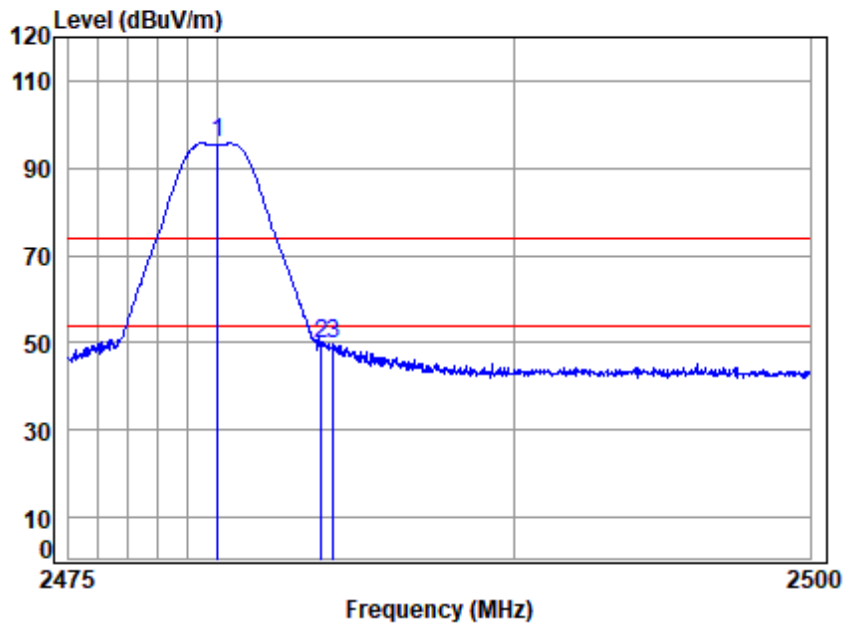
## SGS-CSTC Standards Technical Services Co., Ltd. Shenzhen Branch

SZEMC-TRF-01 Rev. A/0 Aug01,2022

Report No.: SZCR230300062601

Page: 29 of 75

Test Mode: 01; Polarity: Horizontal; Modulation:GFSK; Channel:High



Site : chamber  
Condition: 3m HORIZONTAL  
Job No : 00626AT\00627AT  
Mode : 2480 Band edge  
Note : BLE

|   |          | Cable | Ant    | Preamp | Read  |        | Limit  | Over   |        |
|---|----------|-------|--------|--------|-------|--------|--------|--------|--------|
|   | Freq     | Loss  | Factor | Factor | Level | Level  | Line   | Limit  | Remark |
|   | MHz      | dB    | dB/m   | dB     | dBuV  | dBuV/m | dBuV/m | dB     |        |
| 1 | 2480.000 | 4.34  | 29.28  | 35.61  | 97.74 | 95.75  | 74.00  | 21.75  | peak   |
| 2 | 2483.500 | 4.34  | 29.30  | 35.61  | 51.61 | 49.64  | 74.00  | -24.36 | peak   |
| 3 | 2483.896 | 4.34  | 29.30  | 35.61  | 51.61 | 49.64  | 74.00  | -24.36 | peak   |



SGS-CSTC Standards Technical Services Co., Ltd.  
Shenzhen Branch

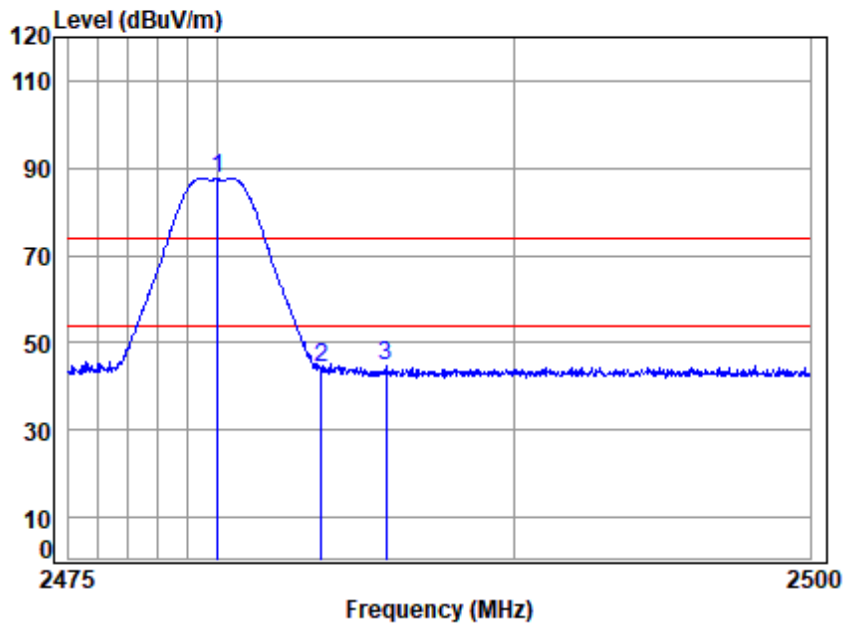
Unless otherwise agreed in writing, this document is issued by the Company subject to its General Conditions of Service printed overleaf, available on request or accessible at <http://www.sgs.com/en/Terms-and-Conditions.aspx> and, for electronic format documents, subject to Terms and Conditions for Electronic Documents at <http://www.sgs.com/en/Terms-and-Conditions/Terms-e-Documents.aspx>. Attention is drawn to the limitation of liability, indemnification and jurisdiction issues defined therein. Any holder of this document is advised that information contained hereon reflects the Company's findings at the time of its intervention only and within the limits of Client's instructions, if any. The Company's sole responsibility is to its Client and this document does not exonerate parties to a transaction from exercising all their rights and obligations under the transaction documents. This document cannot be reproduced except in full, without prior written approval of the Company. Any unauthorized alteration, forgery or falsification of the content or appearance of this document is unlawful and offenders may be prosecuted to the fullest extent of the law. Unless otherwise stated the results shown in this test report refer only to the sample(s) tested and such sample(s) are retained for 30 days only.

Attention: To check the authenticity of testing / inspection report & certificate, please contact us at telephone: (86-755) 8307 1443, or email: [CN.Doccheck@sgs.com](mailto:CN.Doccheck@sgs.com)

No.1 Workshop, M-10, Middle Section, Science & Technology Park, Shenzhen, China 518057 t (86-755) 26012053 f (86-755) 26710594 www.sgs.com.cn  
中国·深圳·科技园中区M-10栋一号厂房 邮编: 518057 t (86-755) 26012053 f (86-755) 26710594 sgs.china@sgs.com



Test Mode: 01; Polarity: Vertical; Modulation:GFSK; Channel:High



Site : chamber  
Condition: 3m VERTICAL  
Job No : 00626AT\00627AT  
Mode : 2480 Band edge  
Note : BLE

|   |          | Cable | Ant    | Preamp | Read  |        | Limit  | Over   |        |
|---|----------|-------|--------|--------|-------|--------|--------|--------|--------|
|   | Freq     | Loss  | Factor | Factor | Level | Level  | Line   | Limit  | Remark |
|   | MHz      | dB    | dB/m   | dB     | dBuV  | dBuV/m | dBuV/m | dB     |        |
| 1 | 2480.000 | 4.34  | 29.28  | 35.61  | 89.75 | 87.76  | 74.00  | 13.76  | peak   |
| 2 | 2483.500 | 4.34  | 29.30  | 35.61  | 46.29 | 44.32  | 74.00  | -29.68 | peak   |
| 3 | 2485.669 | 4.35  | 29.31  | 35.61  | 46.69 | 44.74  | 74.00  | -29.26 | peak   |



### 7.7 Radiated Spurious Emissions Below 1GHz

Test Requirement 47 CFR Part 15, Subpart C 15.205 & 15.209

Test Method: ANSI C63.10 (2013) Section 6.4,6.5

Measurement Distance: 3m

Limit:

| Frequency(MHz) | Field strength(microvolts/meter) | Measurement distance(meters) |
|----------------|----------------------------------|------------------------------|
| 0.009-0.490    | 2400/F(kHz)                      | 300                          |
| 0.490-1.705    | 24000/F(kHz)                     | 30                           |
| 1.705-30.0     | 30                               | 30                           |
| 30-88          | 100                              | 3                            |
| 88-216         | 150                              | 3                            |
| 216-960        | 200                              | 3                            |
| 960-1000       | 500                              | 3                            |

#### 7.7.1 E.U.T. Operation

Operating Environment:

Temperature: 23.5 °C

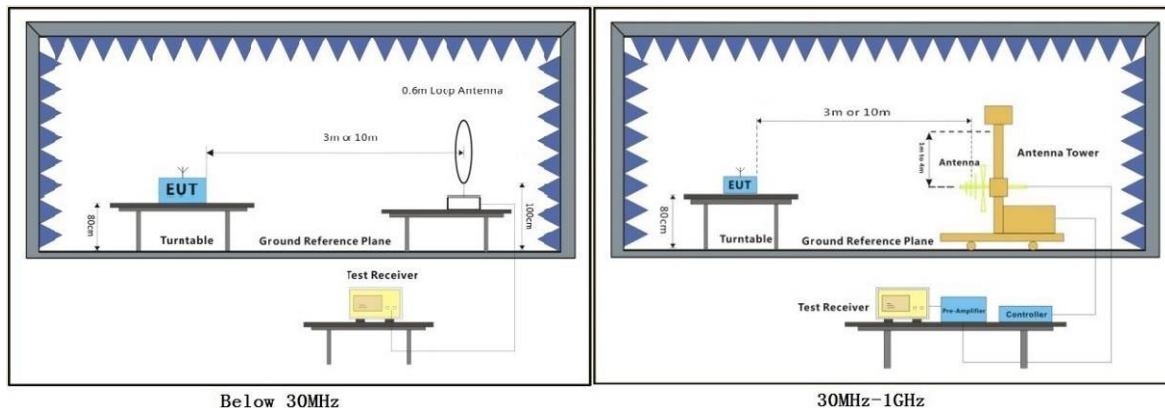
Humidity: 47.6 % RH

Atmospheric Pressure: 1015 mbar

#### 7.7.2 Test Mode Description

| Pre-scan / Final test | Mode Code | Description   |
|-----------------------|-----------|---|
| Final test            | 00        | TX mode(1Mbps)_Keep the EUT in continuously transmitting mode with GFSK modulation. |
| Pre-scan              | 01        | TX mode(2Mbps)_Keep the EUT in continuously transmitting mode with GFSK modulation. |

#### 7.7.3 Test Setup Diagram



## 7.7.4 Measurement Procedure and Data

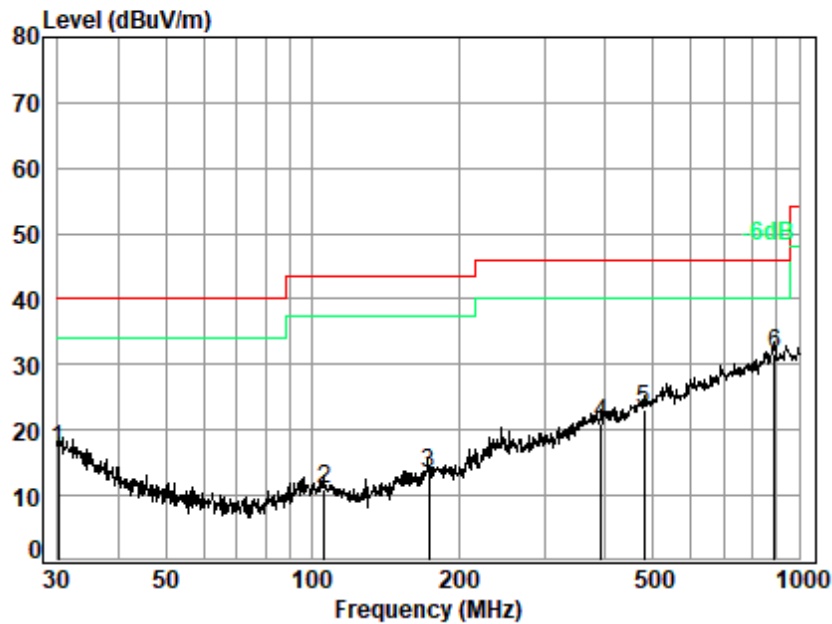
- a. For below 1GHz, the EUT was placed on the top of a rotating table 0.8 meters above the ground at a 3 or 10 meter semi-anechoic chamber. The table was rotated 360 degrees to determine the position of the highest radiation.
- b. The EUT was set 3 or 10 meters away from the interference-receiving antenna, which was mounted on the top of a variable-height antenna tower.
- c. The antenna height is varied from one meter to four meters above the ground to determine the maximum value of the field strength. Both horizontal and vertical polarizations of the antenna are set to make the measurement.
- d. For each suspected emission, the EUT was arranged to its worst case and then the antenna was tuned to heights from 1 meter to 4 meters (for the test frequency of below 30MHz, the antenna was tuned to heights 1 meter) and the rotatable table was turned from 0 degrees to 360 degrees to find the maximum reading.
- e. The test-receiver system was set to Peak Detect Function and Specified Bandwidth with Maximum Hold Mode.
- f. If the emission level of the EUT in peak mode was 10dB lower than the limit specified, then testing could be stopped and the peak values of the EUT would be reported. Otherwise the emissions that did not have 10dB margin would be re-tested one by one using quasi-peak method as specified and then reported in a data sheet.
- g. Test the EUT in the lowest channel, the middle channel, the Highest channel.
- h. The radiation measurements are performed in X, Y, Z axis positioning for Transmitting mode, and found the X axis positioning which it is the worst case.
- i. Repeat above procedures until all frequencies measured was complete.

Remark:

1. Level= Read Level+ Cable Loss+ Antenna Factor- Preamp Factor
2. Scan from 9kHz to 30MHz, the disturbance below 30MHz was very low. The points marked on above plots are the highest emissions could be found when testing, so only above points had been displayed. The amplitude of spurious emissions from the radiator which are attenuated more than 20dB below the limit need not be reported.
3. The disturbance below 1GHz was very low and the harmonics were the highest point could be found when testing, so only the above harmonics had been displayed.



Test Mode: 00; Polarity: Horizontal; Modulation:GFSK; Channel:Low



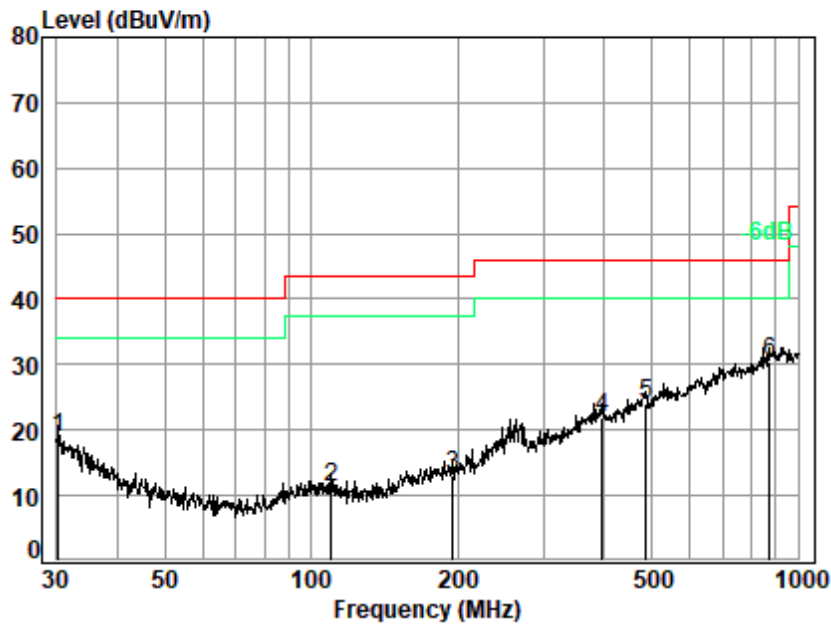
Site : chamber  
Condition: 3m HORIZONTAL  
Job No. : 00626AT  
Test Mode: 00

|     |        | Ant    | Cable | Preamp | Read  |        | Limit  | Over   |        |
|-----|--------|--------|-------|--------|-------|--------|--------|--------|--------|
|     | Freq   | Factor | Loss  | Factor | Level | Level  | Line   | Limit  | Remark |
|     | MHz    | dB/m   | dB    | dB     | dBuV  | dBuV/m | dBuV/m | dB     |        |
| 1   | 30.11  | 21.40  | 0.63  | 27.23  | 22.09 | 16.89  | 40.00  | -23.11 | QP     |
| 2   | 105.64 | 12.89  | 1.17  | 26.98  | 23.92 | 11.00  | 43.50  | -32.50 | QP     |
| 3   | 173.21 | 14.42  | 1.54  | 26.71  | 24.28 | 13.53  | 43.50  | -29.97 | QP     |
| 4   | 392.10 | 21.51  | 2.45  | 26.48  | 23.63 | 21.11  | 46.00  | -24.89 | QP     |
| 5   | 480.53 | 23.19  | 2.75  | 26.74  | 24.00 | 23.20  | 46.00  | -22.80 | QP     |
| 6 q | 890.73 | 28.95  | 4.00  | 25.94  | 24.48 | 31.49  | 46.00  | -14.51 | QP     |





Test Mode: 00; Polarity: Vertical; Modulation:GFSK; Channel:Low



Site : chamber  
Condition: 3m VERTICAL  
Job No. : 00626AT  
Test Mode: 00

|     |        | Ant    | Cable | Preamp | Read  |        | Limit  | Over   |        |
|-----|--------|--------|-------|--------|-------|--------|--------|--------|--------|
|     | Freq   | Factor | Loss  | Factor | Level | Level  | Line   | Limit  | Remark |
|     | MHz    | dB/m   | dB    | dB     | dBuV  | dBuV/m | dBuV/m | dB     |        |
| 1   | 30.21  | 21.33  | 0.63  | 27.23  | 24.02 | 18.75  | 40.00  | -21.25 | QP     |
| 2   | 109.80 | 12.55  | 1.19  | 26.96  | 24.60 | 11.38  | 43.50  | -32.12 | QP     |
| 3   | 195.14 | 14.48  | 1.66  | 26.62  | 23.60 | 13.12  | 43.50  | -30.38 | QP     |
| 4   | 396.24 | 21.65  | 2.47  | 26.49  | 24.41 | 22.04  | 46.00  | -23.96 | QP     |
| 5   | 487.32 | 22.99  | 2.77  | 26.76  | 24.99 | 23.99  | 46.00  | -22.01 | QP     |
| 6 q | 875.25 | 28.20  | 3.94  | 26.00  | 24.36 | 30.50  | 46.00  | -15.50 | QP     |





## SGS-CSTC Standards Technical Services Co., Ltd. Shenzhen Branch

SZEMC-TRF-01 Rev. A/0 Aug01,2022

Report No.: SZCR230300062601

Page: 35 of 75

### 7.8 Radiated Spurious Emissions Above 1GHz

Test Requirement 47 CFR Part 15, Subpart C 15.205 & 15.209

Test Method: ANSI C63.10 (2013) Section 6.6

Limit:

| Frequency(MHz) | Field strength(microvolts/meter) | Measurement distance(meters) |
|----------------|----------------------------------|------------------------------|
| Above 1000     | 500                              | 3                            |

#### 7.8.1 E.U.T. Operation

Operating Environment:

Temperature: 22.7 °C

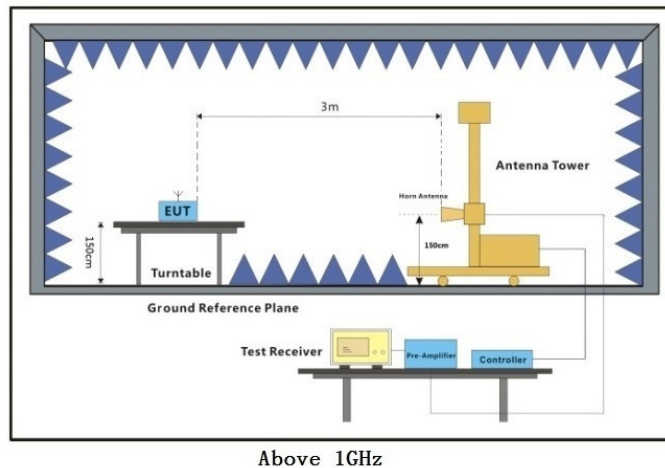
Humidity: 64.6 % RH

Atmospheric Pressure: 1015 mbar

#### 7.8.2 Test Mode Description

| Pre-scan / Final test | Mode Code | Description   |
|-----------------------|-----------|---|
| Final test            | 00        | TX mode(1Mbps)_Keep the EUT in continuously transmitting mode with GFSK modulation. |
| Final test            | 01        | TX mode(2Mbps)_Keep the EUT in continuously transmitting mode with GFSK modulation. |

#### 7.8.3 Test Setup Diagram



SGS-CSTC Standards Technical Services Co., Ltd.  
Shenzhen Branch EMC Laboratory

Unless otherwise agreed in writing, this document is issued by the Company subject to its General Conditions of Service printed overleaf, available on request or accessible at <http://www.sgs.com/en/Terms-and-Conditions.aspx> and, for electronic format documents, subject to Terms and Conditions for Electronic Documents at <http://www.sgs.com/en/Terms-and-Conditions/Terms-e-Documents.aspx>. Attention is drawn to the limitation of liability, indemnification and jurisdiction issues defined therein. Any holder of this document is advised that information contained hereon reflects the Company's findings at the time of its intervention only and within the limits of Client's instructions, if any. The Company's sole responsibility is to its Client and this document does not exonerate parties to a transaction from exercising all their rights and obligations under the transaction documents. This document cannot be reproduced except in full, without prior written approval of the Company. Any unauthorized alteration, forgery or falsification of the content or appearance of this document is unlawful and offenders may be prosecuted to the fullest extent of the law. Unless otherwise stated the results shown in this test report refer only to the sample(s) tested and such sample(s) are retained for 30 days only.  
Attention: To check the authenticity of testing / inspection report and certificate, please contact us at telephone: (86-755) 8307 1443, or email: [CN.Doccheck@sgs.com](mailto:CN.Doccheck@sgs.com)

No.1 Workshop, M-10, Middle Section, Science & Technology Park, Shenzhen, China 518057 t (86-755) 26012053 f (86-755) 26710594 www.sgsgroup.com.cn  
中国·深圳·科技园中区M-10栋一号厂房 邮编: 518057 t (86-755) 26012053 f (86-755) 26710594 sgs.china@sgs.com

## 7.8.4 Measurement Procedure and Data

- a. For above 1GHz, the EUT was placed on the top of a rotating table 1.5 meters above the ground at a 3 meter fully-anechoic chamber. The table was rotated 360 degrees to determine the position of the highest radiation.
- b. The EUT was set 3 meters away from the interference-receiving antenna, which was mounted on the top of a variable-height antenna tower.
- c. The antenna height is varied from one meter to four meters above the ground to determine the maximum value of the field strength. Both horizontal and vertical polarizations of the antenna are set to make the measurement.
- d. For each suspected emission, the EUT was arranged to its worst case and then the antenna was tuned to heights from 1 meter to 4 meters (for the test frequency of below 30MHz, the antenna was tuned to heights 1 meter) and the rotatable table was turned from 0 degrees to 360 degrees to find the maximum reading.
- e. The test-receiver system was set to Peak Detect Function and Specified Bandwidth with Maximum Hold Mode.
- f. If the emission level of the EUT in peak mode was 10dB lower than the limit specified, then testing could be stopped and the peak values of the EUT would be reported. Otherwise the emissions that did not have 10dB margin would be re-tested one by one using peak or average method as specified and then reported in a data sheet.
- g. Test the EUT in the lowest channel, the middle channel, the Highest channel.
- h. The radiation measurements are performed in X, Y, Z axis positioning for Transmitting mode, and found the X axis positioning which it is the worst case.
- i. Repeat above procedures until all frequencies measured was complete.

Remark:

1. Level= Read Level+ Cable Loss+ Antenna Factor- Preamp Factor
2. Scan from 1GHz to 25GHz, the disturbance above 18GHz was very low. The points marked on above plots are the highest emissions could be found when testing, so only above points had been displayed. The amplitude of spurious emissions from the radiator which are attenuated more than 20dB below the limit need not be reported.
3. As shown in this section, for frequencies above 1GHz, the field strength limits are based on average limits. However, the peak field strength of any emission shall not exceed the maximum permitted average limits specified above by more than 20 dB under any condition of modulation. For the emissions whose peak level is lower than the average limit, only the peak measurement is shown in the report.



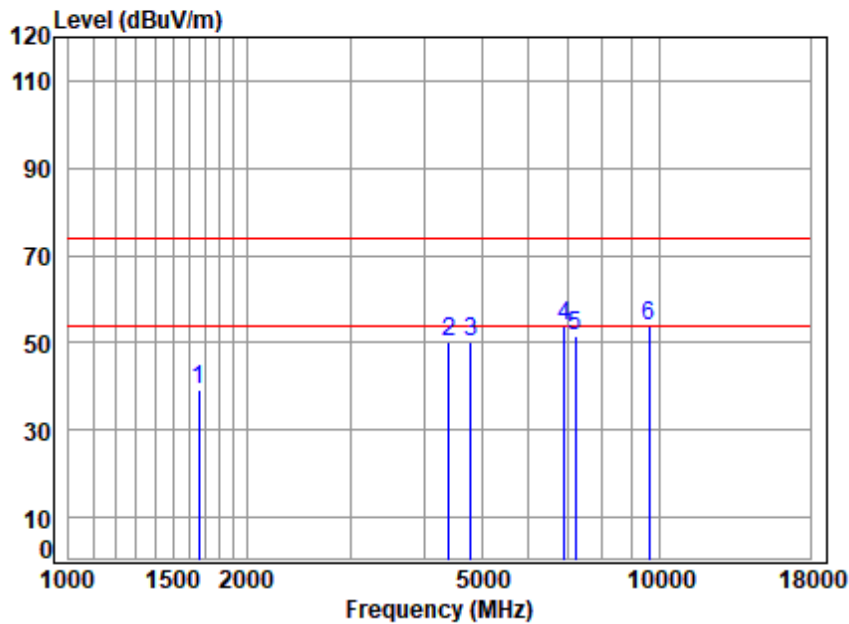
## SGS-CSTC Standards Technical Services Co., Ltd. Shenzhen Branch

SZEMC-TRF-01 Rev. A/0 Aug01,2022

Report No.: SZCR230300062601

Page: 37 of 75

Test Mode: 00; Polarity: Horizontal; Modulation:GFSK; Channel:Low



Site : chamber  
Condition: 3m HORIZONTAL  
Job No : 00626AT\00627AT  
Mode : 2402 TX RSE  
: BLE

|   |          | Cable | Ant    | Preamp | Read  |        | Limit  | Over   |        |
|---|----------|-------|--------|--------|-------|--------|--------|--------|--------|
|   | Freq     | Loss  | Factor | Factor | Level | Level  | Line   | Limit  | Remark |
|   | MHz      | dB    | dB/m   | dB     | dBuV  | dBuV/m | dBuV/m | dB     |        |
| 1 | 1663.137 | 3.45  | 26.73  | 36.48  | 45.56 | 39.26  | 74.00  | -34.74 | peak   |
| 2 | 4405.090 | 6.68  | 33.50  | 34.61  | 44.83 | 50.40  | 74.00  | -23.60 | peak   |
| 3 | 4804.000 | 7.04  | 33.82  | 34.86  | 44.01 | 50.01  | 74.00  | -23.99 | peak   |
| 4 | 6914.763 | 8.31  | 35.63  | 35.84  | 45.52 | 53.62  | 74.00  | -20.38 | peak   |
| 5 | 7206.000 | 8.52  | 35.80  | 35.95  | 43.33 | 51.70  | 74.00  | -22.30 | peak   |
| 6 | 9608.000 | 10.39 | 37.10  | 35.55  | 41.71 | 53.65  | 74.00  | -20.35 | peak   |



SGS-CSTC Standards Technical Services Co., Ltd.  
Shenzhen Branch

Unless otherwise agreed in writing, this document is issued by the Company subject to its General Conditions of Service printed overleaf, available on request or accessible at <http://www.sgs.com/en/Terms-and-Conditions.aspx> and, for electronic format documents, subject to Terms and Conditions for Electronic Documents at <http://www.sgs.com/en/Terms-and-Conditions/Terms-e-Documents.aspx>. Attention is drawn to the limitation of liability, indemnification and jurisdiction issues defined therein. Any holder of this document is advised that information contained hereon reflects the Company's findings at the time of its intervention only and within the limits of Client's instructions, if any. The Company's sole responsibility is to its Client and this document does not exonerate parties to a transaction from exercising all their rights and obligations under the transaction documents. This document cannot be reproduced except in full, without prior written approval of the Company. Any unauthorized alteration, forgery or falsification of the content or appearance of this document is unlawful and offenders may be prosecuted to the fullest extent of the law. Unless otherwise stated the results shown in this test report refer only to the sample(s) tested and such sample(s) are retained for 30 days only.

Attention: To check the authenticity of testing / inspection report and certificate, please contact us at telephone: (86-755) 8307 1443, or email: [CN.Doccheck@sgs.com](mailto:CN.Doccheck@sgs.com)  
No.1 Workshop, M-10, Middle Section, Science & Technology Park, Shenzhen, China 518057 t (86-755) 26012053 f (86-755) 26710594 www.sgsgroup.com.cn  
中国·深圳·科技园中区M-10栋一号厂房 邮编: 518057 t (86-755) 26012053 f (86-755) 26710594 sgs.china@sgs.com

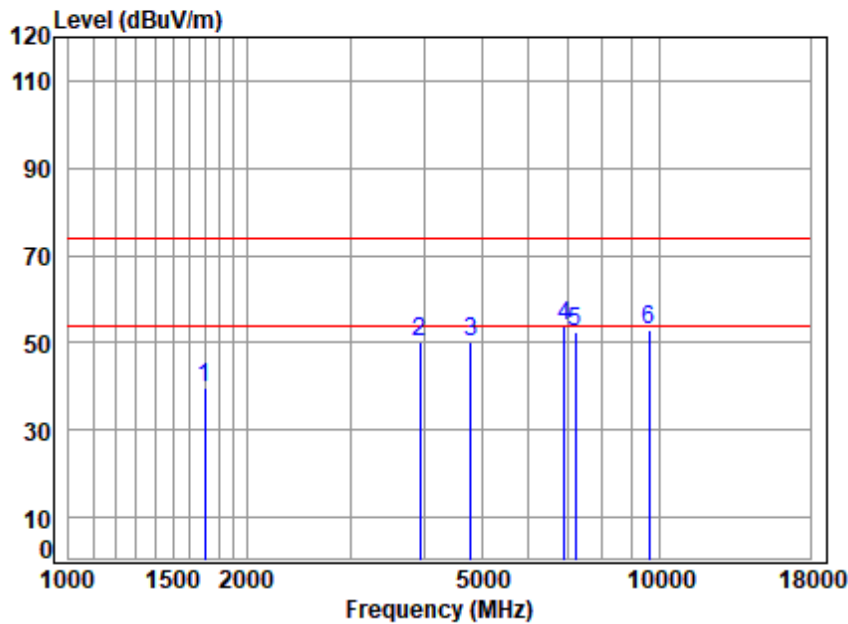
## SGS-CSTC Standards Technical Services Co., Ltd. Shenzhen Branch

SZEMC-TRF-01 Rev. A/0 Aug01,2022

Report No.: SZCR230300062601

Page: 38 of 75

Test Mode: 00; Polarity: Vertical; Modulation:GFSK; Channel:Low



Site : chamber  
Condition: 3m VERTICAL  
Job No : 00626AT\00627AT  
Mode : 2402 TX RSE  
: BLE

|   |          | Cable | Ant    | Preamp | Read  |        | Limit  | Over   |        |
|---|----------|-------|--------|--------|-------|--------|--------|--------|--------|
|   | Freq     | Loss  | Factor | Factor | Level | Level  | Line   | Limit  | Remark |
|   | MHz      | dB    | dB/m   | dB     | dBuV  | dBuV/m | dBuV/m | dB     |        |
| 1 | 1702.042 | 3.49  | 26.80  | 36.40  | 45.67 | 39.56  | 74.00  | -34.44 | peak   |
| 2 | 3935.493 | 6.20  | 32.60  | 34.39  | 45.85 | 50.26  | 74.00  | -23.74 | peak   |
| 3 | 4804.000 | 7.04  | 33.82  | 34.86  | 44.18 | 50.18  | 74.00  | -23.82 | peak   |
| 4 | 6894.806 | 8.30  | 35.60  | 35.82  | 45.68 | 53.76  | 74.00  | -20.24 | peak   |
| 5 | 7206.000 | 8.52  | 35.80  | 35.95  | 44.08 | 52.45  | 74.00  | -21.55 | peak   |
| 6 | 9608.000 | 10.39 | 37.10  | 35.55  | 41.12 | 53.06  | 74.00  | -20.94 | peak   |



SGS-CSTC Standards Technical Services Co., Ltd.  
Shenzhen Branch

Unless otherwise agreed in writing, this document is issued by the Company subject to its General Conditions of Service printed overleaf, available on request or accessible at <http://www.sgs.com/en/Terms-and-Conditions.aspx> and, for electronic format documents, subject to Terms and Conditions for Electronic Documents at <http://www.sgs.com/en/Terms-and-Conditions/Terms-e-Documents.aspx>. Attention is drawn to the limitation of liability, indemnification and jurisdiction issues defined therein. Any holder of this document is advised that information contained hereon reflects the Company's findings at the time of its intervention only and within the limits of Client's instructions, if any. The Company's sole responsibility is to its Client and this document does not exonerate parties to a transaction from exercising all their rights and obligations under the transaction documents. This document cannot be reproduced except in full, without prior written approval of the Company. Any unauthorized alteration, forgery or falsification of the content or appearance of this document is unlawful and offenders may be prosecuted to the fullest extent of the law. Unless otherwise stated the results shown in this test report refer only to the sample(s) tested and such sample(s) are retained for 30 days only.  
Attention: To check the authenticity of testing / inspection report and certificate, please contact us at telephone: (86-755) 8307 1443, or email: [CN.Doccheck@sgs.com](mailto:CN.Doccheck@sgs.com)

No.1 Workshop, M-10, Middle Section, Science & Technology Park, Shenzhen, China 518057 t (86-755) 26012053 f (86-755) 26710594 www.sgs.com.cn  
中国·深圳·科技园中区M-10栋一号厂房 邮编: 518057 t (86-755) 26012053 f (86-755) 26710594 sgs.china@sgs.com



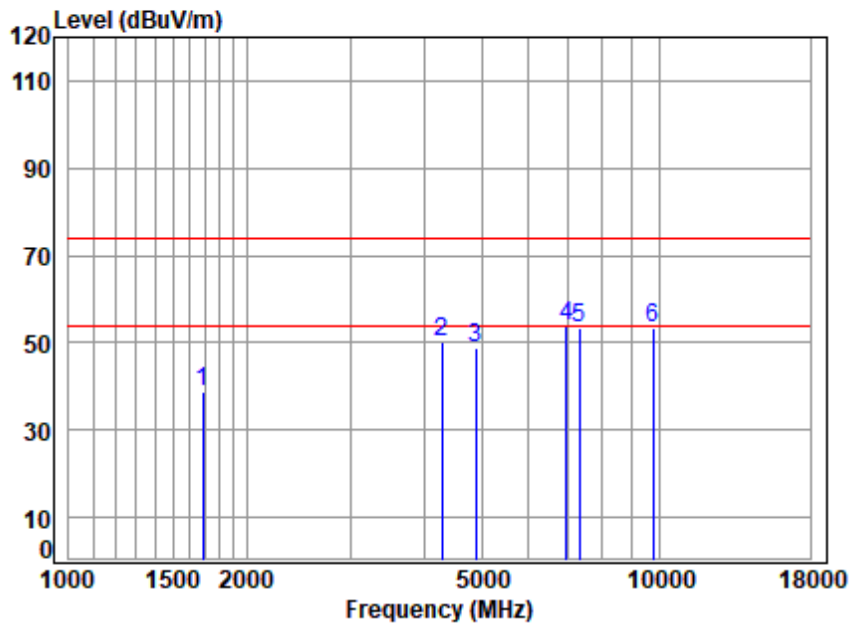
## SGS-CSTC Standards Technical Services Co., Ltd. Shenzhen Branch

SZEMC-TRF-01 Rev. A/0 Aug01,2022

Report No.: SZCR230300062601

Page: 39 of 75

Test Mode: 00; Polarity: Horizontal; Modulation:GFSK; Channel:middle



Site : chamber  
Condition: 3m HORIZONTAL  
Job No : 00626AT\00627AT  
Mode : 2440 TX RSE  
: BLE

|      |          | Cable | Ant    | Preamp | Read  |        | Limit  | Over   |        |
|------|----------|-------|--------|--------|-------|--------|--------|--------|--------|
| Freq |          | Loss  | Factor | Factor | Level | Level  | Line   | Limit  | Remark |
| MHz  |          | dB    | dB/m   | dB     | dBuV  | dBuV/m | dBuV/m | dB     |        |
| 1    | 1687.347 | 3.47  | 26.77  | 36.43  | 45.12 | 38.93  | 74.00  | -35.07 | peak   |
| 2    | 4279.589 | 6.56  | 33.60  | 34.53  | 44.74 | 50.37  | 74.00  | -23.63 | peak   |
| 3    | 4880.000 | 7.11  | 34.06  | 34.91  | 42.71 | 48.97  | 74.00  | -25.03 | peak   |
| 4    | 6954.852 | 8.31  | 35.71  | 35.87  | 45.79 | 53.94  | 74.00  | -20.06 | peak   |
| 5    | 7320.000 | 8.62  | 35.90  | 35.97  | 44.93 | 53.48  | 74.00  | -20.52 | peak   |
| 6    | 9760.000 | 10.45 | 37.20  | 35.56  | 41.20 | 53.29  | 74.00  | -20.71 | peak   |



SGS-CSTC Standards Technical Services Co., Ltd.  
Shenzhen Branch

Unless otherwise agreed in writing, this document is issued by the Company subject to its General Conditions of Service printed overleaf, available on request or accessible at <http://www.sgs.com/en/Terms-and-Conditions.aspx> and, for electronic format documents, subject to Terms and Conditions for Electronic Documents at <http://www.sgs.com/en/Terms-and-Conditions/Terms-e-Documents.aspx>. Attention is drawn to the limitation of liability, indemnification and jurisdiction issues defined therein. Any holder of this document is advised that information contained hereon reflects the Company's findings at the time of its intervention only and within the limits of Client's instructions, if any. The Company's sole responsibility is to its Client and this document does not exonerate parties to a transaction from exercising all their rights and obligations under the transaction documents. This document cannot be reproduced except in full, without prior written approval of the Company. Any unauthorized alteration, forgery or falsification of the content or appearance of this document is unlawful and offenders may be prosecuted to the fullest extent of the law. Unless otherwise stated the results shown in this test report refer only to the sample(s) tested and such sample(s) are retained for 30 days only.  
Attention: To check the authenticity of testing / inspection report and certificate, please contact us at telephone: (86-755) 8307 1443, or email: [CN.Doccheck@sgs.com](mailto:CN.Doccheck@sgs.com)

No.1 Workshop, M-10, Middle Section, Science & Technology Park, Shenzhen, China 518057 t (86-755) 26012053 f (86-755) 26710594 www.sgs.com.cn  
中国·深圳·科技园中区M-10栋一号厂房 邮编: 518057 t (86-755) 26012053 f (86-755) 26710594 sgs.china@sgs.com



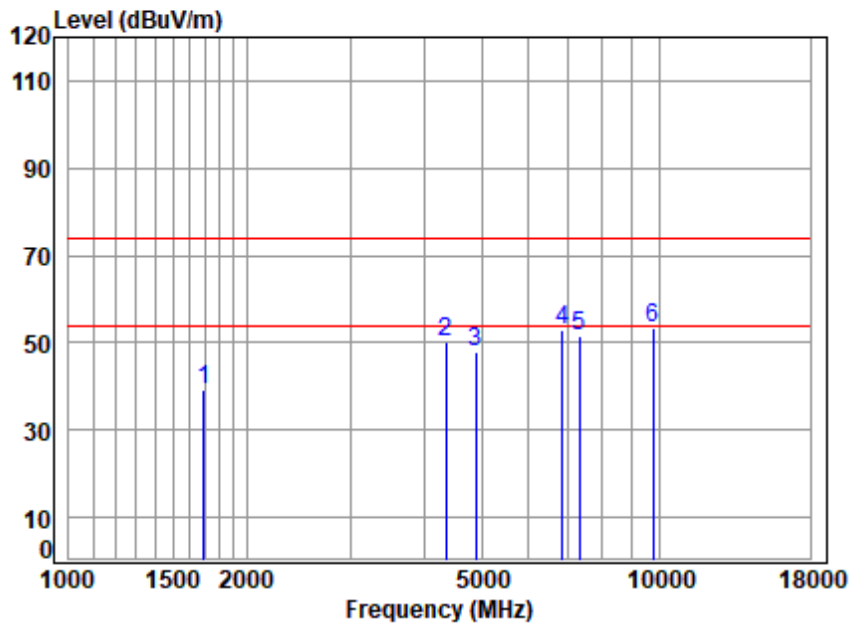
## SGS-CSTC Standards Technical Services Co., Ltd. Shenzhen Branch

SZEMC-TRF-01 Rev. A/0 Aug01,2022

Report No.: SZCR230300062601

Page: 40 of 75

Test Mode: 00; Polarity: Vertical; Modulation:GFSK; Channel:middle



Site : chamber  
Condition: 3m VERTICAL  
Job No : 00626AT\00627AT  
Mode : 2440 TX RSE  
: BLE

|   |          | Cable | Ant    | Preamp | Read  |        | Limit  | Over   |        |
|---|----------|-------|--------|--------|-------|--------|--------|--------|--------|
|   | Freq     | Loss  | Factor | Factor | Level | Level  | Line   | Limit  | Remark |
|   | MHz      | dB    | dB/m   | dB     | dBuV  | dBuV/m | dBuV/m | dB     |        |
| 1 | 1692.231 | 3.48  | 26.78  | 36.42  | 45.51 | 39.35  | 74.00  | -34.65 | peak   |
| 2 | 4354.454 | 6.63  | 33.59  | 34.58  | 44.75 | 50.39  | 74.00  | -23.61 | peak   |
| 3 | 4880.000 | 7.11  | 34.06  | 34.91  | 41.83 | 48.09  | 74.00  | -25.91 | peak   |
| 4 | 6855.063 | 8.30  | 35.60  | 35.79  | 45.01 | 53.12  | 74.00  | -20.88 | peak   |
| 5 | 7320.000 | 8.62  | 35.90  | 35.97  | 43.03 | 51.58  | 74.00  | -22.42 | peak   |
| 6 | 9760.000 | 10.45 | 37.20  | 35.56  | 41.40 | 53.49  | 74.00  | -20.51 | peak   |



SGS-CSTC Standards Technical Services Co., Ltd.  
Shenzhen Branch

Unless otherwise agreed in writing, this document is issued by the Company subject to its General Conditions of Service printed overleaf, available on request or accessible at <http://www.sgs.com/en/Terms-and-Conditions.aspx> and, for electronic format documents, subject to Terms and Conditions for Electronic Documents at <http://www.sgs.com/en/Terms-and-Conditions/Terms-e-Documents.aspx>. Attention is drawn to the limitation of liability, indemnification and jurisdiction issues defined therein. Any holder of this document is advised that information contained hereon reflects the Company's findings at the time of its intervention only and within the limits of Client's instructions, if any. The Company's sole responsibility is to its Client and this document does not exonerate parties to a transaction from exercising all their rights and obligations under the transaction documents. This document cannot be reproduced except in full, without prior written approval of the Company. Any unauthorized alteration, forgery or falsification of the content or appearance of this document is unlawful and offenders may be prosecuted to the fullest extent of the law. Unless otherwise stated the results shown in this test report refer only to the sample(s) tested and such sample(s) are retained for 30 days only.  
Attention: To check the authenticity of testing / inspection report and certificate, please contact us at telephone: (86-755) 8307 1443, or email: [CN.Doccheck@sgs.com](mailto:CN.Doccheck@sgs.com)

No.1 Workshop, M-10, Middle Section, Science & Technology Park, Shenzhen, China 518057 t (86-755) 26012053 f (86-755) 26710594 www.sgsgroup.com.cn  
中国·深圳·科技园中区M-10栋一号厂房 邮编: 518057 t (86-755) 26012053 f (86-755) 26710594 sgs.china@sgs.com

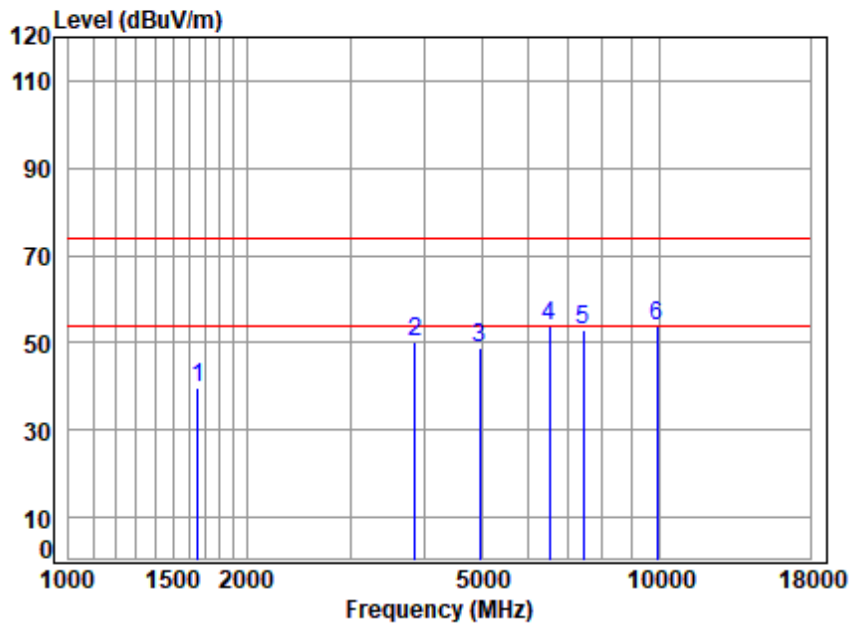
## SGS-CSTC Standards Technical Services Co., Ltd. Shenzhen Branch

SZEMC-TRF-01 Rev. A/0 Aug01,2022

Report No.: SZCR230300062601

Page: 41 of 75

Test Mode: 00; Polarity: Horizontal; Modulation:GFSK; Channel:High



Site : chamber  
Condition: 3m HORIZONTAL  
Job No : 00626AT\00627AT  
Mode : 2480 TX RSE  
: BLE

|      |          | Cable | Ant    | Preamp | Read  |        | Limit  | Over   |        |
|------|----------|-------|--------|--------|-------|--------|--------|--------|--------|
| Freq |          | Loss  | Factor | Factor | Level | Level  | Line   | Limit  | Remark |
| MHz  |          | dB    | dB/m   | dB     | dBuV  | dBuV/m | dBuV/m | dB     |        |
| 1    | 1653.550 | 3.43  | 26.71  | 36.51  | 46.06 | 39.69  | 74.00  | -34.31 | peak   |
| 2    | 3856.668 | 6.09  | 32.69  | 34.47  | 45.65 | 49.96  | 74.00  | -24.04 | peak   |
| 3    | 4960.000 | 7.18  | 34.22  | 34.96  | 42.32 | 48.76  | 74.00  | -25.24 | peak   |
| 4    | 6507.536 | 8.24  | 35.52  | 35.50  | 45.45 | 53.71  | 74.00  | -20.29 | peak   |
| 5    | 7440.000 | 8.73  | 35.90  | 35.99  | 44.20 | 52.84  | 74.00  | -21.16 | peak   |
| 6    | 9920.000 | 10.52 | 37.30  | 35.57  | 41.62 | 53.87  | 74.00  | -20.13 | peak   |

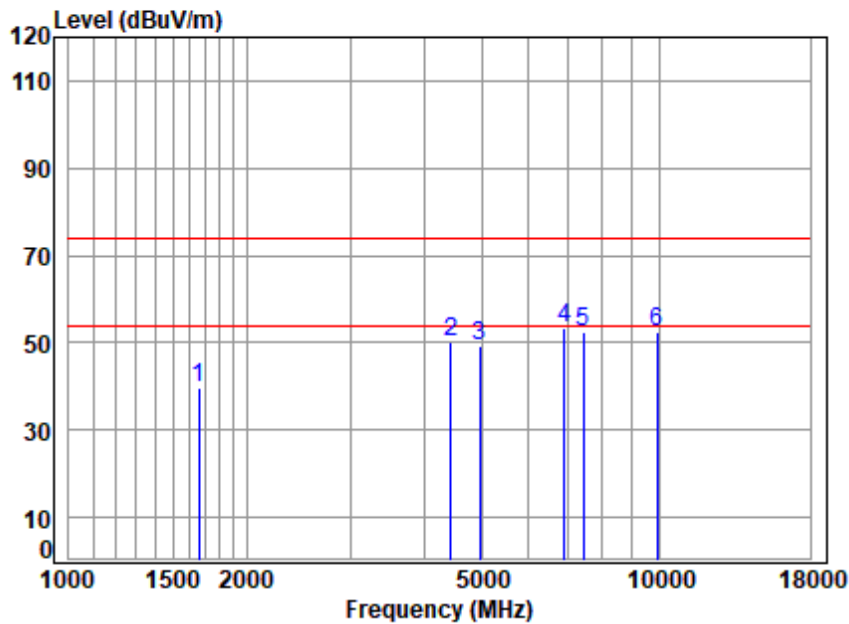


Unless otherwise agreed in writing, this document is issued by the Company subject to its General Conditions of Service printed overleaf, available on request or accessible at <http://www.sgs.com/en/Terms-and-Conditions.aspx> and, for electronic format documents, subject to Terms and Conditions for Electronic Documents at <http://www.sgs.com/en/Terms-and-Conditions/Terms-e-Documents.aspx>. Attention is drawn to the limitation of liability, indemnification and jurisdiction issues defined therein. Any holder of this document is advised that information contained hereon reflects the Company's findings at the time of its intervention only and within the limits of Client's instructions, if any. The Company's sole responsibility is to its Client and this document does not exonerate parties to a transaction from exercising all their rights and obligations under the transaction documents. This document cannot be reproduced except in full, without prior written approval of the Company. Any unauthorized alteration, forgery or falsification of the content or appearance of this document is unlawful and offenders may be prosecuted to the fullest extent of the law. Unless otherwise stated the results shown in this test report refer only to the sample(s) tested and such sample(s) are retained for 30 days only.

SGS-CSTC Standards Technical Services Co., Ltd.  
Shenzhen Branch

No.1 Workshop, M-10, Middle Section, Science & Technology Park, Shenzhen, China 518057 t (86-755) 26012053 f (86-755) 26710594 www.sgs.com.cn  
中国·深圳·科技园中区M-10栋一号厂房 邮编: 518057 t (86-755) 26012053 f (86-755) 26710594 sgs.china@sgs.com

Test Mode: 00; Polarity: Vertical; Modulation:GFSK; Channel:High



Site : chamber  
Condition: 3m VERTICAL  
Job No : 00626AT\00627AT  
Mode : 2480 TX RSE  
: BLE

|   |          | Cable | Ant    | Preamp | Read  |        | Limit  | Over   |        |
|---|----------|-------|--------|--------|-------|--------|--------|--------|--------|
|   | Freq     | Loss  | Factor | Factor | Level | Level  | Line   | Limit  | Remark |
|   | MHz      | dB    | dB/m   | dB     | dBuV  | dBuV/m | dBuV/m | dB     |        |
| 1 | 1663.137 | 3.45  | 26.73  | 36.48  | 45.87 | 39.57  | 74.00  | -34.43 | peak   |
| 2 | 4443.453 | 6.72  | 33.50  | 34.64  | 44.83 | 50.41  | 74.00  | -23.59 | peak   |
| 3 | 4960.000 | 7.18  | 34.22  | 34.96  | 42.92 | 49.36  | 74.00  | -24.64 | peak   |
| 4 | 6894.806 | 8.30  | 35.60  | 35.82  | 45.29 | 53.37  | 74.00  | -20.63 | peak   |
| 5 | 7440.000 | 8.73  | 35.90  | 35.99  | 43.73 | 52.37  | 74.00  | -21.63 | peak   |
| 6 | 9920.000 | 10.52 | 37.30  | 35.57  | 40.01 | 52.26  | 74.00  | -21.74 | peak   |



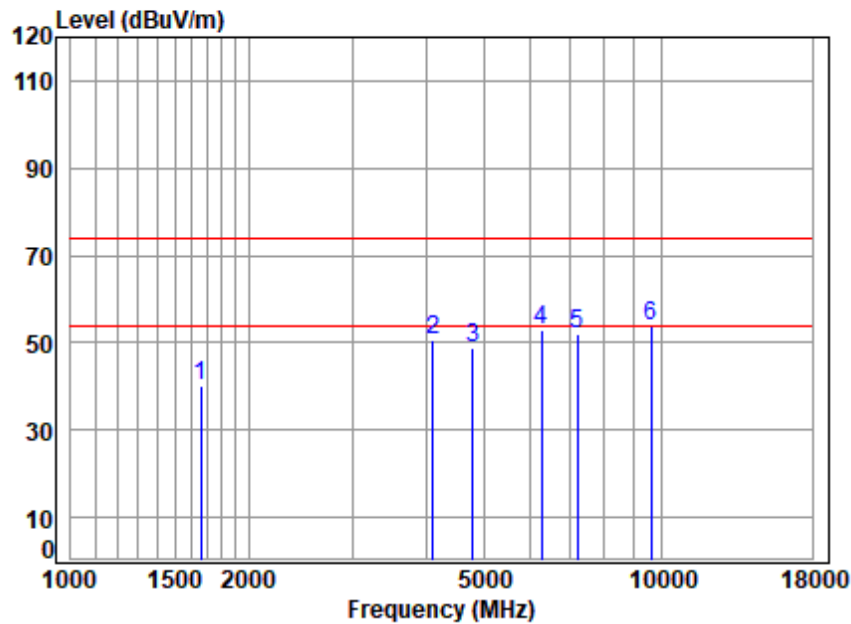
## SGS-CSTC Standards Technical Services Co., Ltd. Shenzhen Branch

SZEMC-TRF-01 Rev. A/0 Aug01,2022

Report No.: SZCR230300062601

Page: 43 of 75

Test Mode: 01; Polarity: Horizontal; Modulation:GFSK; Channel:Low



Site : chamber  
Condition: 3m HORIZONTAL  
Job No : 00626AT\00627AT  
Mode : 2402 TX RSE  
: BLE

|   |          | Cable | Ant    | Preamp | Read  |        | Limit  | Over   |        |
|---|----------|-------|--------|--------|-------|--------|--------|--------|--------|
|   | Freq     | Loss  | Factor | Factor | Level | Level  | Line   | Limit  | Remark |
|   | MHz      | dB    | dB/m   | dB     | dBuV  | dBuV/m | dBuV/m | dB     |        |
| 1 | 1658.337 | 3.44  | 26.72  | 36.50  | 46.52 | 40.18  | 74.00  | -33.82 | peak   |
| 2 | 4109.872 | 6.39  | 33.02  | 34.41  | 45.46 | 50.46  | 74.00  | -23.54 | peak   |
| 3 | 4804.000 | 7.04  | 33.82  | 34.86  | 42.65 | 48.65  | 74.00  | -25.35 | peak   |
| 4 | 6267.553 | 8.21  | 35.20  | 35.29  | 45.00 | 53.12  | 74.00  | -20.88 | peak   |
| 5 | 7206.000 | 8.52  | 35.80  | 35.95  | 43.57 | 51.94  | 74.00  | -22.06 | peak   |
| 6 | 9608.000 | 10.39 | 37.10  | 35.55  | 41.89 | 53.83  | 74.00  | -20.17 | peak   |

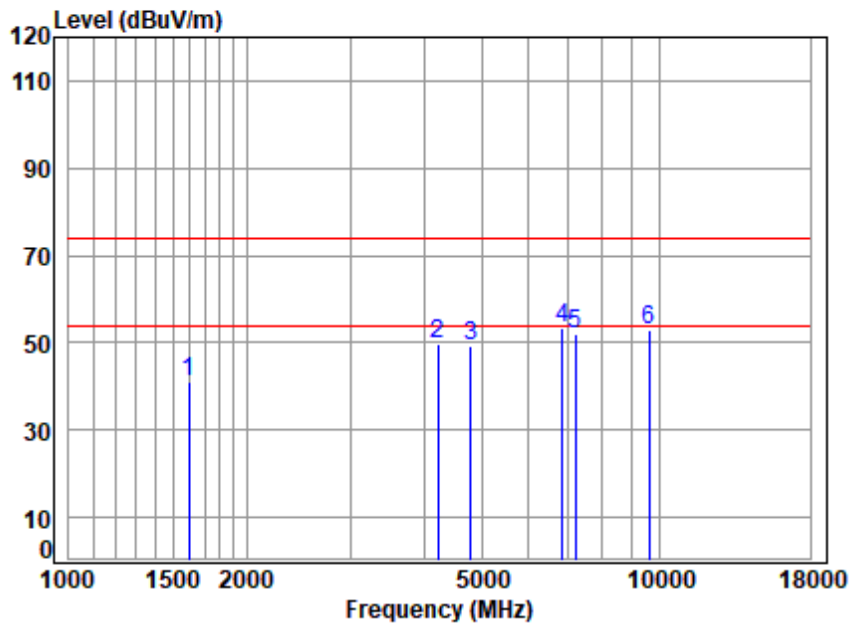


SGS-CSTC Standards Technical Services Co., Ltd.  
Shenzhen Branch

Unless otherwise agreed in writing, this document is issued by the Company subject to its General Conditions of Service printed overleaf, available on request or accessible at <http://www.sgs.com/en/Terms-and-Conditions.aspx> and, for electronic format documents, subject to Terms and Conditions for Electronic Documents at <http://www.sgs.com/en/Terms-and-Conditions/Terms-e-Documents.aspx>. Attention is drawn to the limitation of liability, indemnification and jurisdiction issues defined therein. Any holder of this document is advised that information contained hereon reflects the Company's findings at the time of its intervention only and within the limits of Client's instructions, if any. The Company's sole responsibility is to its Client and this document does not exonerate parties to a transaction from exercising all their rights and obligations under the transaction documents. This document cannot be reproduced except in full, without prior written approval of the Company. Any unauthorized alteration, forgery or falsification of the content or appearance of this document is unlawful and offenders may be prosecuted to the fullest extent of the law. Unless otherwise stated the results shown in this test report refer only to the sample(s) tested and such sample(s) are retained for 30 days only.  
Attention: To check the authenticity of testing / inspection report and certificate, please contact us at telephone: (86-755) 8307 1443, or email: [CN.Doccheck@sgs.com](mailto:CN.Doccheck@sgs.com)  
No.1 Workshop, M-10, Middle Section, Science & Technology Park, Shenzhen, China 518057 t (86-755) 26012053 f (86-755) 26710594 www.sgs.com.cn  
中国·深圳·科技园中区M-10栋一号厂房 邮编: 518057 t (86-755) 26012053 f (86-755) 26710594 sgs.china@sgs.com



Test Mode: 01; Polarity: Vertical; Modulation:GFSK; Channel:Low



Site : chamber  
Condition: 3m VERTICAL  
Job No : 00626AT\00627AT  
Mode : 2402 TX RSE  
: BLE

|      |          | Cable | Ant    | Preamp | Read  |        | Limit  | Over   |        |
|------|----------|-------|--------|--------|-------|--------|--------|--------|--------|
| Freq |          | Loss  | Factor | Factor | Level | Level  | Line   | Limit  | Remark |
| MHz  |          | dB    | dB/m   | dB     | dBuV  | dBuV/m | dBuV/m | dB     |        |
| 1    | 1597.181 | 3.37  | 26.47  | 36.64  | 47.90 | 41.10  | 74.00  | -32.90 | peak   |
| 2    | 4218.186 | 6.50  | 33.47  | 34.48  | 44.42 | 49.91  | 74.00  | -24.09 | peak   |
| 3    | 4804.000 | 7.04  | 33.82  | 34.86  | 43.50 | 49.50  | 74.00  | -24.50 | peak   |
| 4    | 6855.063 | 8.30  | 35.60  | 35.79  | 45.10 | 53.21  | 74.00  | -20.79 | peak   |
| 5    | 7206.000 | 8.52  | 35.80  | 35.95  | 43.82 | 52.19  | 74.00  | -21.81 | peak   |
| 6    | 9608.000 | 10.39 | 37.10  | 35.55  | 41.19 | 53.13  | 74.00  | -20.87 | peak   |



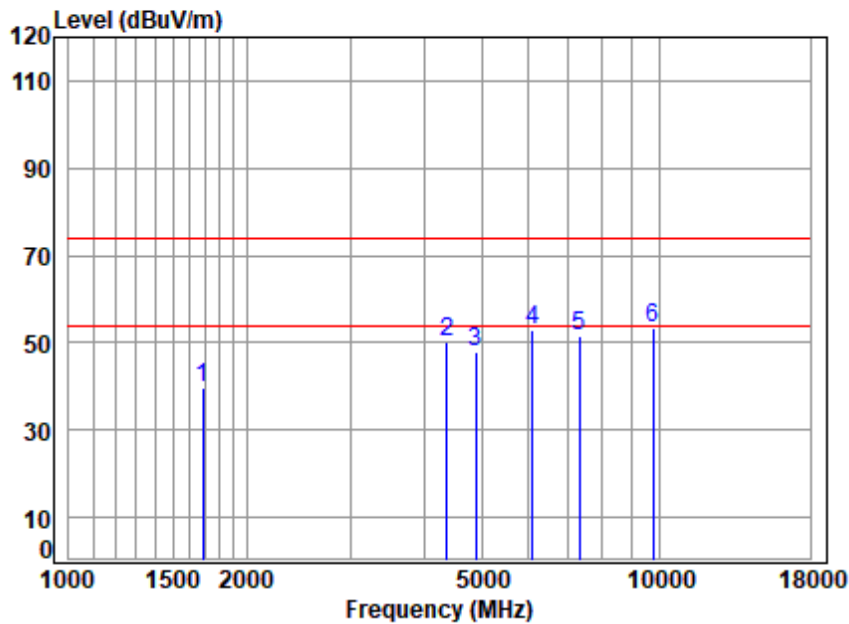
## SGS-CSTC Standards Technical Services Co., Ltd. Shenzhen Branch

SZEMC-TRF-01 Rev. A/0 Aug01,2022

Report No.: SZCR230300062601

Page: 45 of 75

Test Mode: 01; Polarity: Horizontal; Modulation:GFSK; Channel:middle



Site : chamber  
Condition: 3m HORIZONTAL  
Job No : 00626AT\00627AT  
Mode : 2440 TX RSE  
: BLE

|      |          | Cable | Ant    | Preamp | Read  |        | Limit  | Over   |        |
|------|----------|-------|--------|--------|-------|--------|--------|--------|--------|
| Freq |          | Loss  | Factor | Factor | Level | Level  | Line   | Limit  | Remark |
| MHz  |          | dB    | dB/m   | dB     | dBuV  | dBuV/m | dBuV/m | dB     |        |
| 1    | 1687.347 | 3.47  | 26.77  | 36.43  | 45.77 | 39.58  | 74.00  | -34.42 | peak   |
| 2    | 4367.058 | 6.65  | 33.57  | 34.59  | 44.60 | 50.23  | 74.00  | -23.77 | peak   |
| 3    | 4880.000 | 7.11  | 34.06  | 34.91  | 41.64 | 47.90  | 74.00  | -26.10 | peak   |
| 4    | 6088.991 | 8.18  | 35.08  | 35.12  | 44.81 | 52.95  | 74.00  | -21.05 | peak   |
| 5    | 7320.000 | 8.62  | 35.90  | 35.97  | 43.18 | 51.73  | 74.00  | -22.27 | peak   |
| 6    | 9760.000 | 10.45 | 37.20  | 35.56  | 41.21 | 53.30  | 74.00  | -20.70 | peak   |

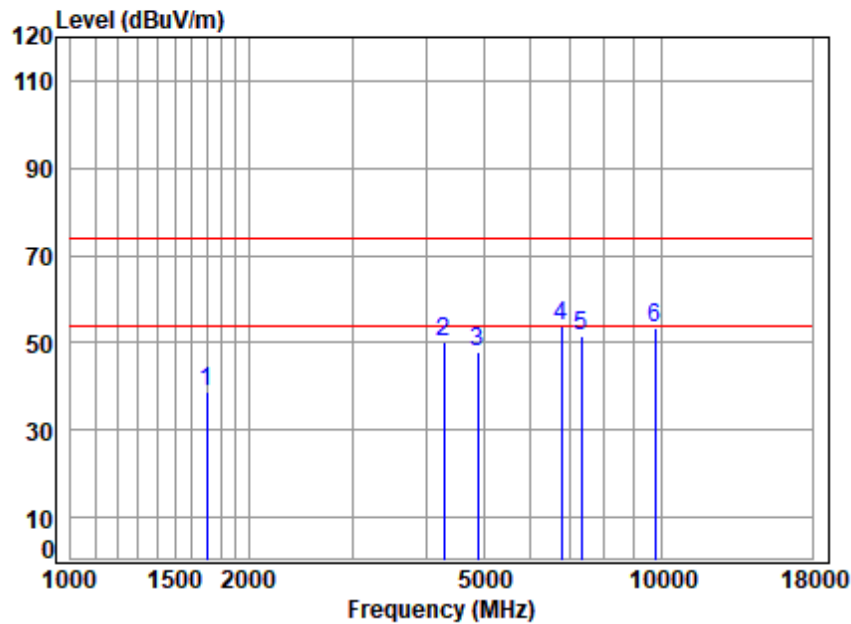


SGS-CSTC Standards Technical Services Co., Ltd.  
Shenzhen Branch

Unless otherwise agreed in writing, this document is issued by the Company subject to its General Conditions of Service printed overleaf, available on request or accessible at <http://www.sgs.com/en/Terms-and-Conditions.aspx> and, for electronic format documents, subject to Terms and Conditions for Electronic Documents at <http://www.sgs.com/en/Terms-and-Conditions/Terms-e-Documents.aspx>. Attention is drawn to the limitation of liability, indemnification and jurisdiction issues defined therein. Any holder of this document is advised that information contained hereon reflects the Company's findings at the time of its intervention only and within the limits of Client's instructions, if any. The Company's sole responsibility is to its Client and this document does not exonerate parties to a transaction from exercising all their rights and obligations under the transaction documents. This document cannot be reproduced except in full, without prior written approval of the Company. Any unauthorized alteration, forgery or falsification of the content or appearance of this document is unlawful and offenders may be prosecuted to the fullest extent of the law. Unless otherwise stated the results shown in this test report refer only to the sample(s) tested and such sample(s) are retained for 30 days only.  
Attention: To check the authenticity of testing / inspection report and certificate, please contact us at telephone: (86-755) 8307 1443, or email: [CN.Doccheck@sgs.com](mailto:CN.Doccheck@sgs.com)

No.1 Workshop, M-10, Middle Section, Science & Technology Park, Shenzhen, China 518057 t (86-755) 26012053 f (86-755) 26710594 www.sgs.com.cn  
中国·深圳·科技园中区M-10栋一号厂房 邮编: 518057 t (86-755) 26012053 f (86-755) 26710594 sgs.china@sgs.com

Test Mode: 01; Polarity: Vertical; Modulation:GFSK; Channel:middle



Site : chamber  
Condition: 3m VERTICAL  
Job No : 00626AT\00627AT  
Mode : 2440 TX RSE  
: BLE

|   |          | Cable | Ant    | Preamp | Read  |        | Limit  | Over   |        |
|---|----------|-------|--------|--------|-------|--------|--------|--------|--------|
|   | Freq     | Loss  | Factor | Factor | Level | Level  | Line   | Limit  | Remark |
|   | MHz      | dB    | dB/m   | dB     | dBuV  | dBuV/m | dBuV/m | dB     |        |
| 1 | 1697.129 | 3.49  | 26.79  | 36.41  | 45.02 | 38.89  | 74.00  | -35.11 | peak   |
| 2 | 4279.589 | 6.56  | 33.60  | 34.53  | 44.38 | 50.01  | 74.00  | -23.99 | peak   |
| 3 | 4880.000 | 7.11  | 34.06  | 34.91  | 41.53 | 47.79  | 74.00  | -26.21 | peak   |
| 4 | 6776.265 | 8.29  | 35.50  | 35.73  | 45.73 | 53.79  | 74.00  | -20.21 | peak   |
| 5 | 7320.000 | 8.62  | 35.90  | 35.97  | 43.04 | 51.59  | 74.00  | -22.41 | peak   |
| 6 | 9760.000 | 10.45 | 37.20  | 35.56  | 41.37 | 53.46  | 74.00  | -20.54 | peak   |



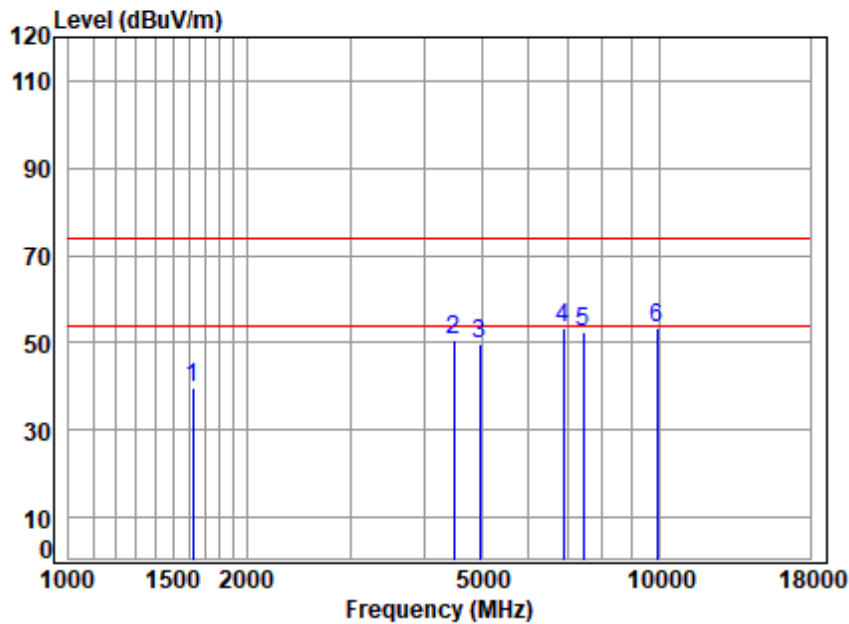
## SGS-CSTC Standards Technical Services Co., Ltd. Shenzhen Branch

SZEMC-TRF-01 Rev. A/0 Aug01,2022

Report No.: SZCR230300062601

Page: 47 of 75

Test Mode: 01; Polarity: Horizontal; Modulation:GFSK; Channel:High



Site : chamber  
Condition: 3m HORIZONTAL  
Job No : 00626AT\00627AT  
Mode : 2480 TX RSE  
: BLE

|   |          | Cable | Ant    | Preamp | Read  |        | Limit  | Over   |        |
|---|----------|-------|--------|--------|-------|--------|--------|--------|--------|
|   | Freq     | Loss  | Factor | Factor | Level | Level  | Line   | Limit  | Remark |
|   | MHz      | dB    | dB/m   | dB     | dBuV  | dBuV/m | dBuV/m | dB     |        |
| 1 | 1620.431 | 3.39  | 26.58  | 36.58  | 46.09 | 39.48  | 74.00  | -34.52 | peak   |
| 2 | 4482.150 | 6.75  | 33.50  | 34.66  | 45.04 | 50.63  | 74.00  | -23.37 | peak   |
| 3 | 4960.000 | 7.18  | 34.22  | 34.96  | 43.12 | 49.56  | 74.00  | -24.44 | peak   |
| 4 | 6874.906 | 8.30  | 35.60  | 35.81  | 45.36 | 53.45  | 74.00  | -20.55 | peak   |
| 5 | 7440.000 | 8.73  | 35.90  | 35.99  | 43.83 | 52.47  | 74.00  | -21.53 | peak   |
| 6 | 9920.000 | 10.52 | 37.30  | 35.57  | 41.15 | 53.40  | 74.00  | -20.60 | peak   |



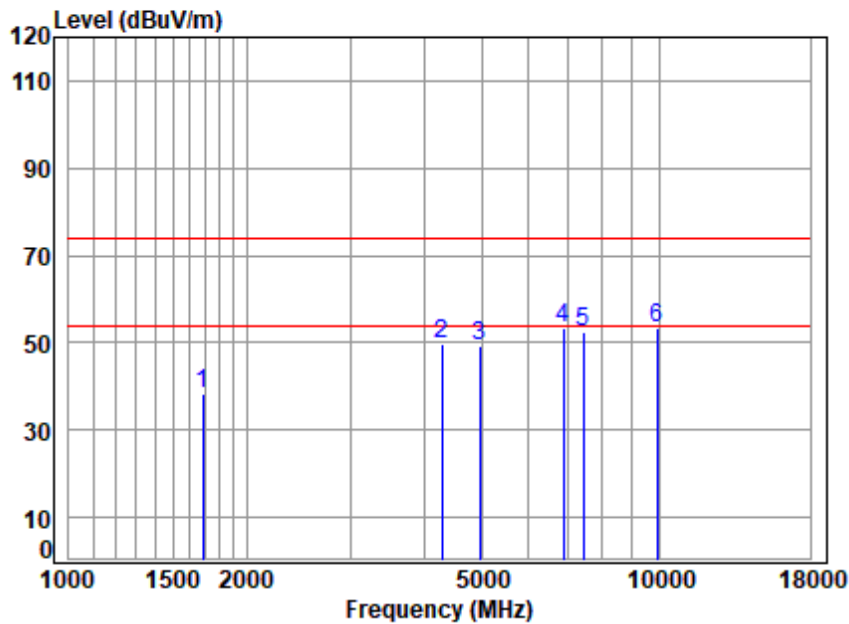
SGS-CSTC Standards Technical Services Co., Ltd.  
Shenzhen Branch

Unless otherwise agreed in writing, this document is issued by the Company subject to its General Conditions of Service printed overleaf, available on request or accessible at <http://www.sgs.com/en/Terms-and-Conditions.aspx> and, for electronic format documents, subject to Terms and Conditions for Electronic Documents at <http://www.sgs.com/en/Terms-and-Conditions/Terms-e-Documents.aspx>. Attention is drawn to the limitation of liability, indemnification and jurisdiction issues defined therein. Any holder of this document is advised that information contained hereon reflects the Company's findings at the time of its intervention only and within the limits of Client's instructions, if any. The Company's sole responsibility is to its Client and this document does not exonerate parties to a transaction from exercising all their rights and obligations under the transaction documents. This document cannot be reproduced except in full, without prior written approval of the Company. Any unauthorized alteration, forgery or falsification of the content or appearance of this document is unlawful and offenders may be prosecuted to the fullest extent of the law. Unless otherwise stated the results shown in this test report refer only to the sample(s) tested and such sample(s) are retained for 30 days only.  
Attention: To check the authenticity of testing / inspection report and certificate, please contact us at telephone: (86-755) 8307 1443, or email: [CN.Doccheck@sgs.com](mailto:CN.Doccheck@sgs.com)

No.1 Workshop, M-10, Middle Section, Science & Technology Park, Shenzhen, China 518057 t (86-755) 26012053 f (86-755) 26710594 www.sgs.com.cn  
中国·深圳·科技园中区M-10栋一号厂房 邮编: 518057 t (86-755) 26012053 f (86-755) 26710594 sgs.china@sgs.com



Test Mode: 01; Polarity: Vertical; Modulation:GFSK; Channel:High



Site : chamber  
Condition: 3m VERTICAL  
Job No : 00626AT\00627AT  
Mode : 2480 TX RSE  
: BLE

|      |          | Cable | Ant    | Preamp | Read  |        | Limit  | Over   |        |
|------|----------|-------|--------|--------|-------|--------|--------|--------|--------|
| Freq |          | Loss  | Factor | Factor | Level | Level  | Line   | Limit  | Remark |
| MHz  |          | dB    | dB/m   | dB     | dBuV  | dBuV/m | dBuV/m | dB     |        |
| 1    | 1687.347 | 3.47  | 26.77  | 36.43  | 44.43 | 38.24  | 74.00  | -35.76 | peak   |
| 2    | 4291.977 | 6.57  | 33.60  | 34.54  | 44.27 | 49.90  | 74.00  | -24.10 | peak   |
| 3    | 4960.000 | 7.18  | 34.22  | 34.96  | 42.80 | 49.24  | 74.00  | -24.76 | peak   |
| 4    | 6874.906 | 8.30  | 35.60  | 35.81  | 45.26 | 53.35  | 74.00  | -20.65 | peak   |
| 5    | 7440.000 | 8.73  | 35.90  | 35.99  | 43.75 | 52.39  | 74.00  | -21.61 | peak   |
| 6    | 9920.000 | 10.52 | 37.30  | 35.57  | 41.31 | 53.56  | 74.00  | -20.44 | peak   |



## 8 Test Setup Photo

Refer to Appendix - Test Setup Photo for SZCR2303000626AT

## 9 EUT Constructional Details (EUT Photos)

Refer to External and Internal Photos for SZCR2303000626AT



## 10 Appendix

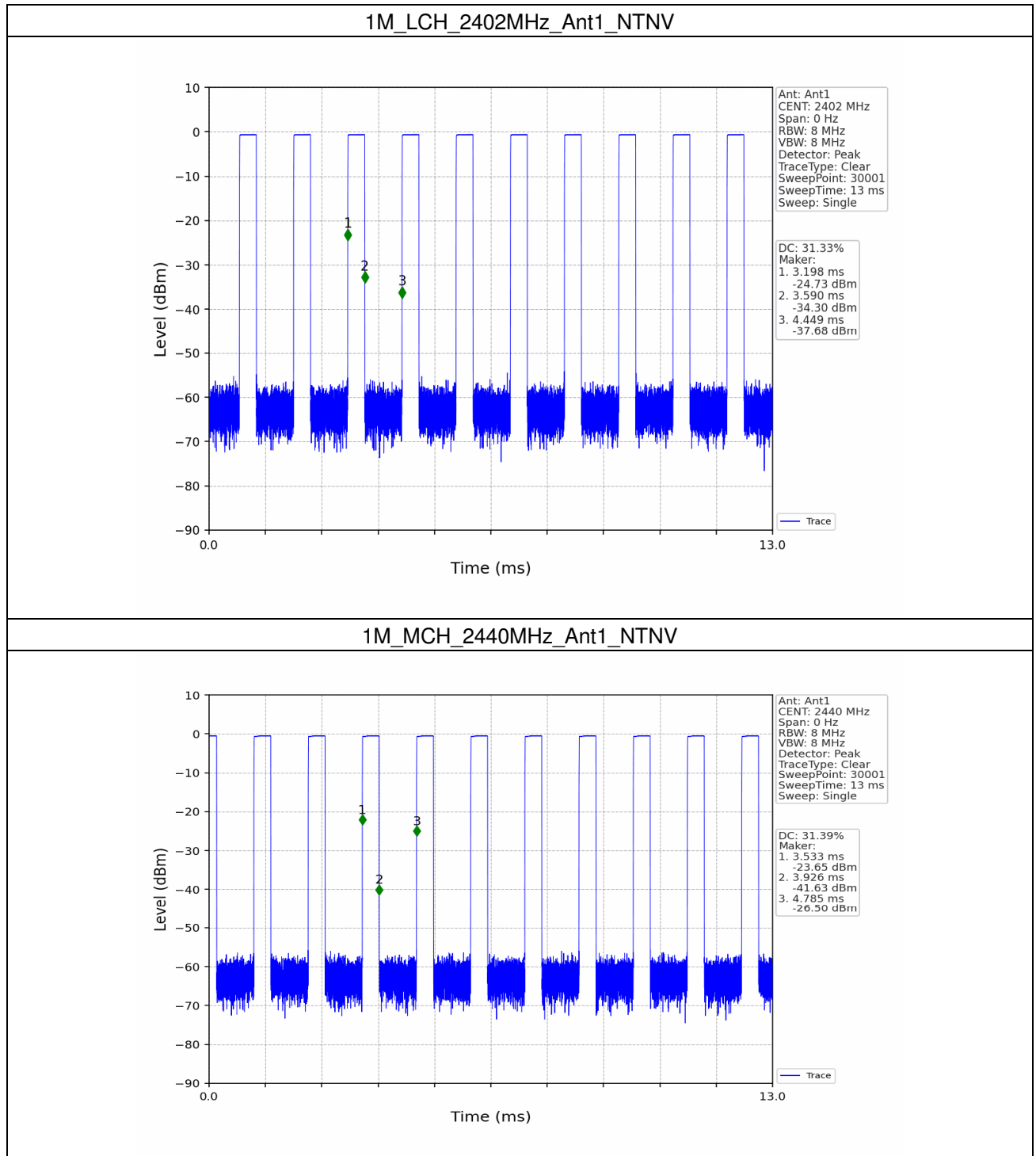
### 1. Duty Cycle

#### 1.1 Ant1

##### 1.1.1 Test Result

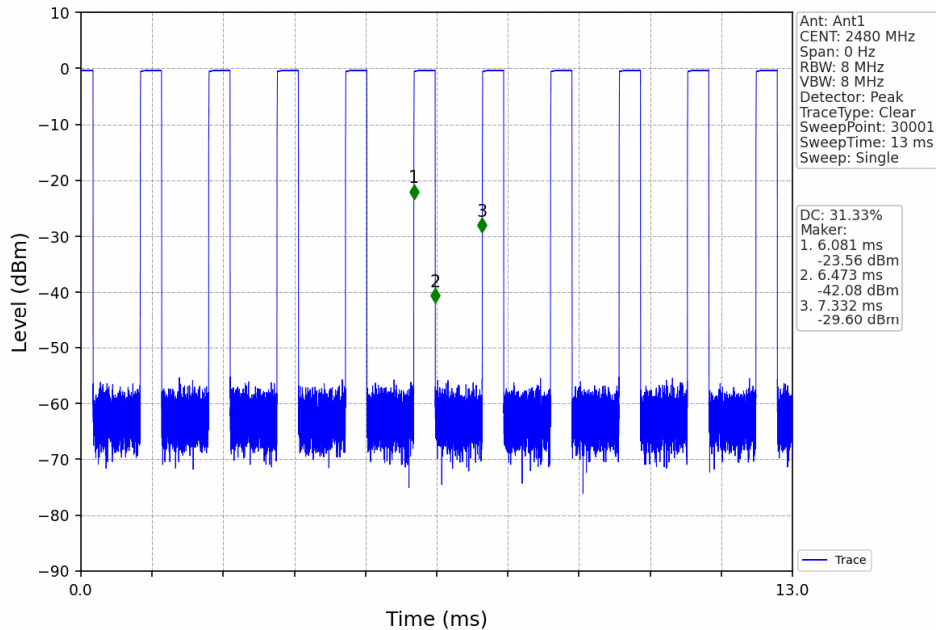
| Ant1 |         |                 |           |             |                |                                   |                       |
|------|---------|-----------------|-----------|-------------|----------------|-----------------------------------|-----------------------|
| Mode | TX Type | Frequency (MHz) | T_on (ms) | Period (ms) | Duty Cycle (%) | Duty Cycle Correction Factor (dB) | Max. DC Variation (%) |
| 1M   | SISO    | 2402            | 0.392     | 1.251       | 31.33          | 5.04                              | 0.12                  |
|      |         | 2440            | 0.393     | 1.252       | 31.39          | 5.03                              | 0.12                  |
|      |         | 2480            | 0.392     | 1.251       | 31.33          | 5.04                              | 0.12                  |
| 2M   | SISO    | 2402            | 0.208     | 0.627       | 33.17          | 4.79                              | 0.22                  |
|      |         | 2440            | 0.208     | 0.625       | 33.28          | 4.78                              | 0.04                  |
|      |         | 2480            | 0.209     | 0.627       | 33.33          | 4.77                              | 0.14                  |

### 1.1.2 Test Graph

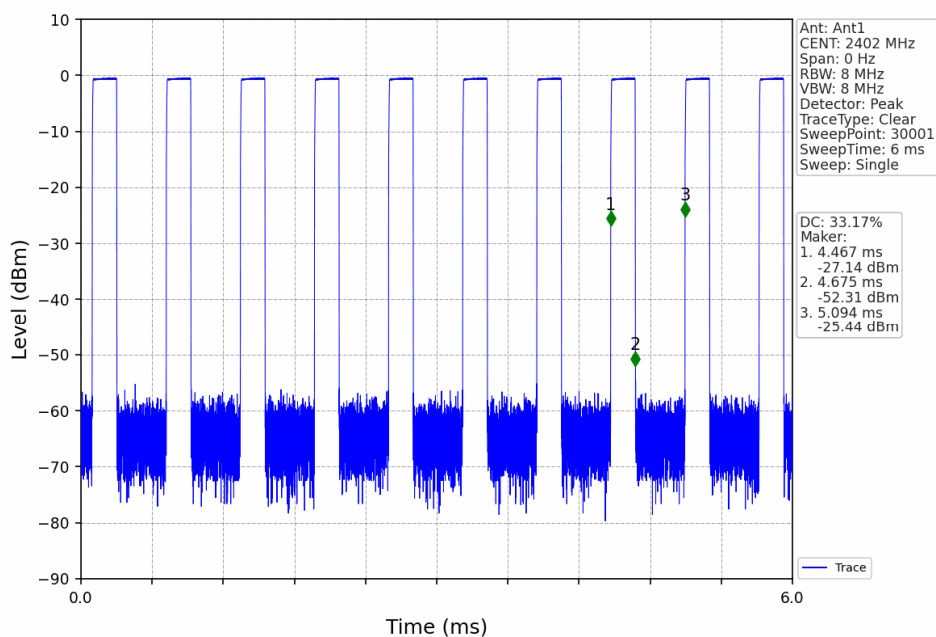




### 1M\_HCH\_2480MHz\_Ant1\_NTNV



### 2M\_LCH\_2402MHz\_Ant1\_NTNV



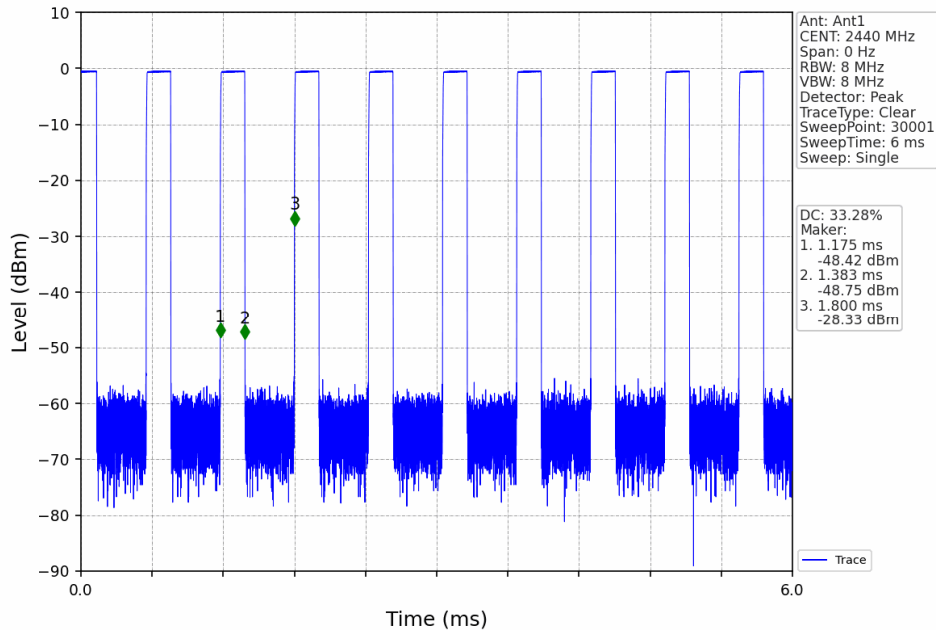
## SGS-CSTC Standards Technical Services Co., Ltd. Shenzhen Branch

SZEMC-TRF-01 Rev. A/0 Aug01,2022

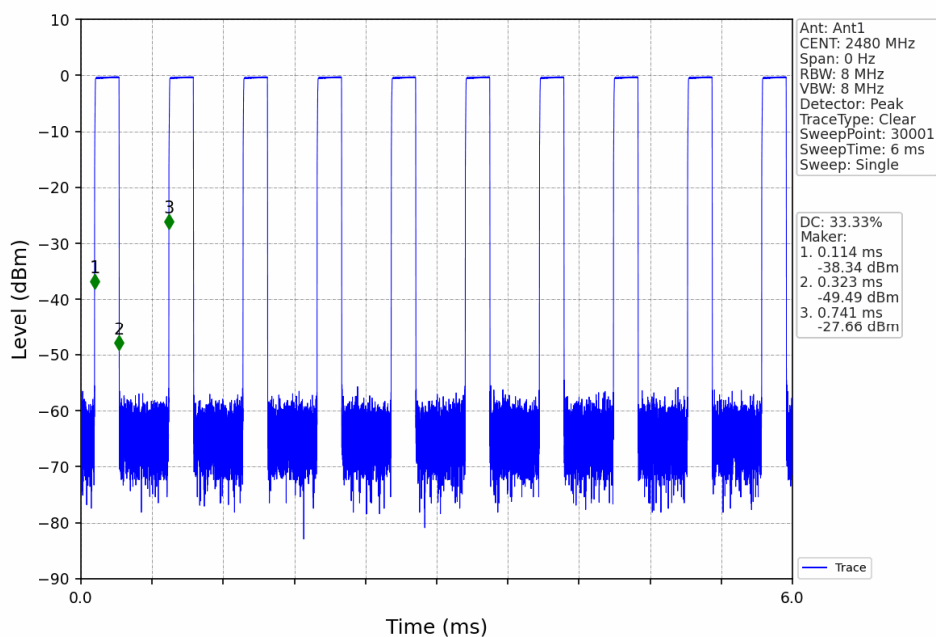
Report No.: SZCR230300062601

Page: 53 of 75

2M\_MCH\_2440MHz\_Ant1\_NTNV



2M\_HCH\_2480MHz\_Ant1\_NTNV



SGS-CSTC Standards Technical Services Co., Ltd.  
Shenzhen Branch, China, SZEMC-TRF-01 Laboratory.

Unless otherwise agreed in writing, this document is issued by the Company subject to its General Conditions of Service printed overleaf, available on request or accessible at <http://www.sgs.com/en/Terms-and-Conditions.aspx> and, for electronic format documents, subject to Terms and Conditions for Electronic Documents at <http://www.sgs.com/en/Terms-and-Conditions/Terms-e-Documents.aspx>. Attention is drawn to the limitation of liability, indemnification and jurisdiction issues defined therein. Any holder of this document is advised that information contained hereon reflects the Company's findings at the time of its intervention only and within the limits of Client's instructions, if any. The Company's sole responsibility is to its Client and this document does not exonerate parties to a transaction from exercising all their rights and obligations under the transaction documents. This document cannot be reproduced except in full, without prior written approval of the Company. Any unauthorized alteration, forgery or falsification of the content or appearance of this document is unlawful and offenders may be prosecuted to the fullest extent of the law. Unless otherwise stated the results shown in this test report refer only to the sample(s) tested and such sample(s) are retained for 30 days only.

Attention: To check the authenticity of testing / inspection report & certificate, please contact us at telephone: (86-755) 83071443, or email: [CN.Doccheck@sgs.com](mailto:CN.Doccheck@sgs.com)

No.1 Workshop, M-10, Middle Section, Science & Technology Park, Shenzhen, China 518057 t (86-755) 26012053 f (86-755) 26710594 www.sgsgroup.com.cn  
中国·深圳·科技园中区M-10栋一号厂房 邮编: 518057 t (86-755) 26012053 f (86-755) 26710594 sgs.china@sgs.com

## SGS-CSTC Standards Technical Services Co., Ltd. Shenzhen Branch

SZEMC-TRF-01 Rev. A/0 Aug01,2022

Report No.: SZCR230300062601

Page: 54 of 75

### 2. Bandwidth

#### 2.1 OBW

##### 2.1.1 Test Result

| Mode | TX Type | Frequency (MHz) | ANT | 99% Occupied Bandwidth (MHz) | Verdict |
|------|---------|-----------------|-----|------------------------------|---------|
|      |         |                 |     | Result                       |         |
| 1M   | SISO    | 2402            | 1   | 1.029                        | Pass    |
|      |         | 2440            | 1   | 1.026                        | Pass    |
|      |         | 2480            | 1   | 1.023                        | Pass    |
| 2M   | SISO    | 2402            | 1   | 2.067                        | Pass    |
|      |         | 2440            | 1   | 2.065                        | Pass    |
|      |         | 2480            | 1   | 2.065                        | Pass    |

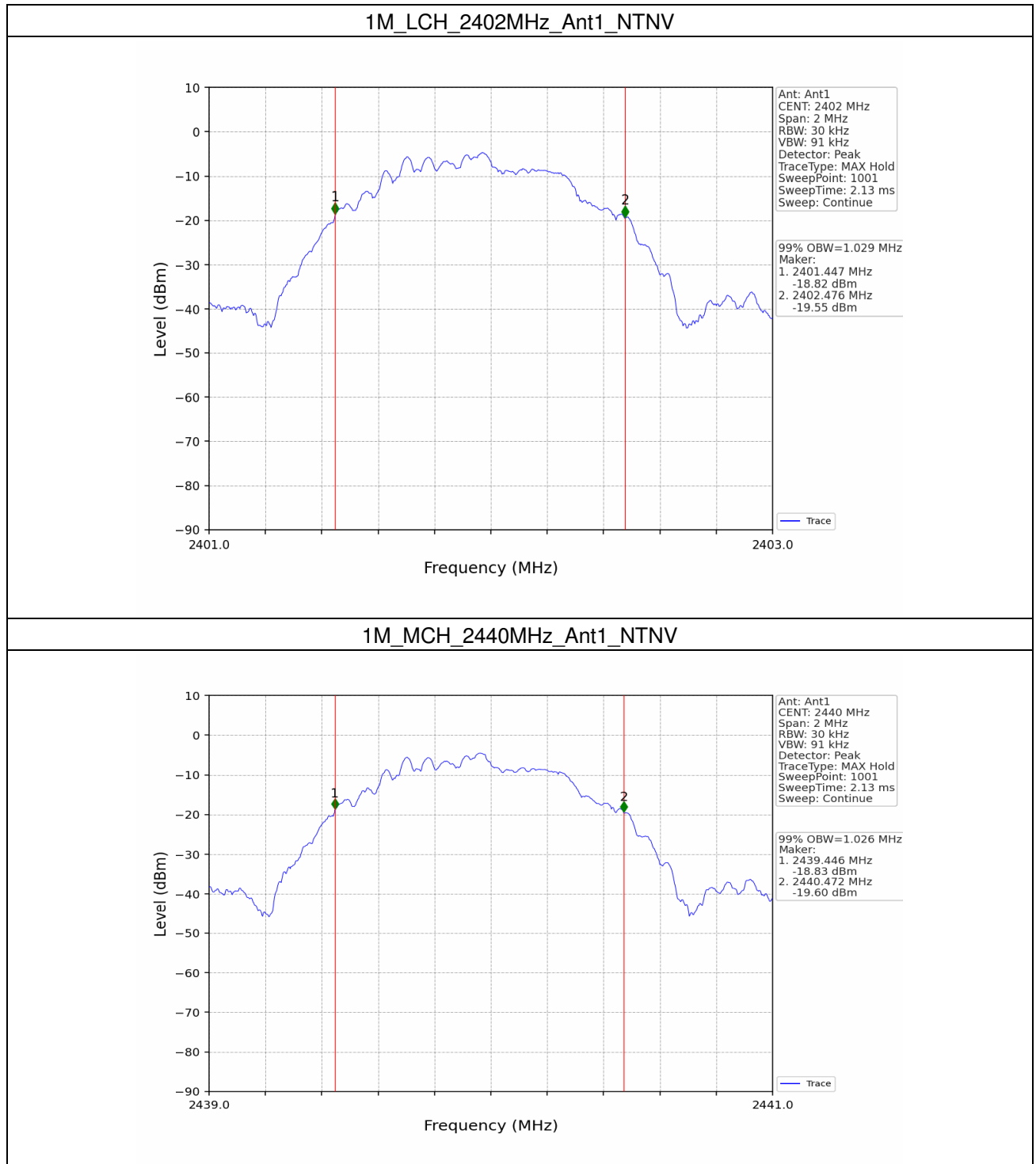


SGS-CSTC Standards Technical Services Co., Ltd.  
Shenzhen Branch (SZEMC) EMC Laboratory

Unless otherwise agreed in writing, this document is issued by the Company subject to its General Conditions of Service printed overleaf, available on request or accessible at <http://www.sgs.com/en/Terms-and-Conditions.aspx> and, for electronic format documents, subject to Terms and Conditions for Electronic Documents at <http://www.sgs.com/en/Terms-and-Conditions/Terms-e-Documents.aspx>. Attention is drawn to the limitation of liability, indemnification and jurisdiction issues defined therein. Any holder of this document is advised that information contained hereon reflects the Company's findings at the time of its intervention only and within the limits of Client's instructions, if any. The Company's sole responsibility is to its Client and this document does not exonerate parties to a transaction from exercising all their rights and obligations under the transaction documents. This document cannot be reproduced except in full, without prior written approval of the Company. Any unauthorized alteration, forgery or falsification of the content or appearance of this document is unlawful and offenders may be prosecuted to the fullest extent of the law. Unless otherwise stated the results shown in this test report refer only to the sample(s) tested and such sample(s) are retained for 30 days only.  
Attention: To check the authenticity of testing / inspection report & certificate, please contact us at telephone: (86-755) 8307 1443, or email: [CN.Doccheck@sgs.com](mailto:CN.Doccheck@sgs.com)

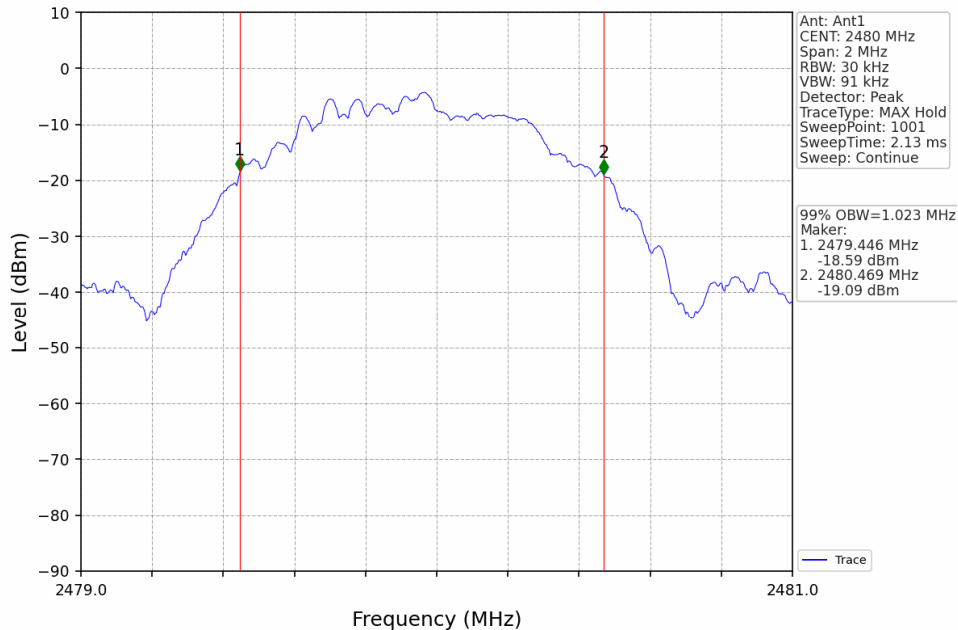
No.1 Workshop, M-10, Middle Section, Science & Technology Park, Shenzhen, China 518057 t (86-755) 26012053 f (86-755) 26710594 www.sgsgroup.com.cn  
中国·深圳·科技园中区M-10栋一号厂房 邮编: 518057 t (86-755) 26012053 f (86-755) 26710594 sgs.china@sgs.com

### 2.1.2 Test Graph

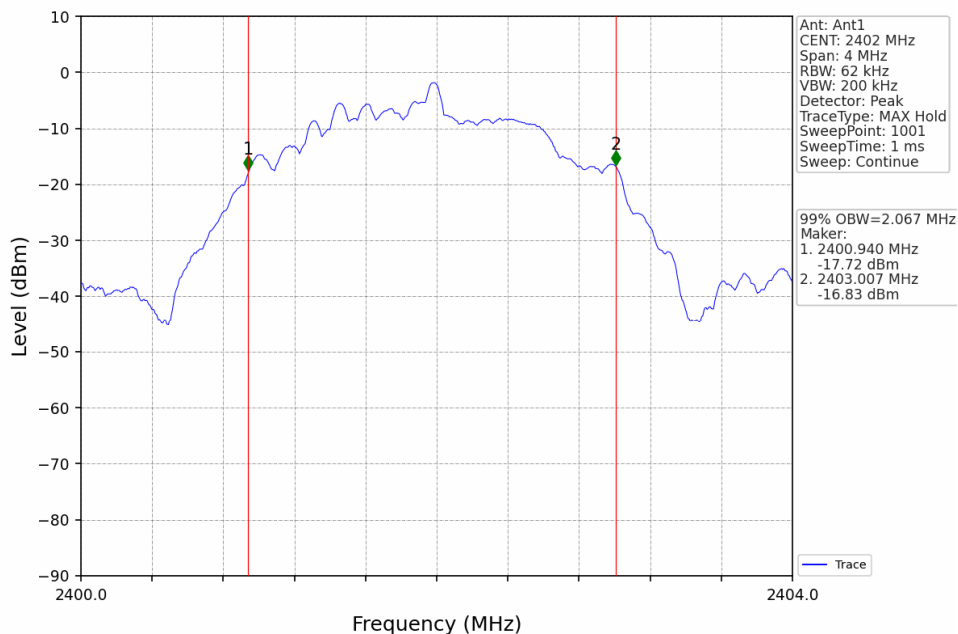




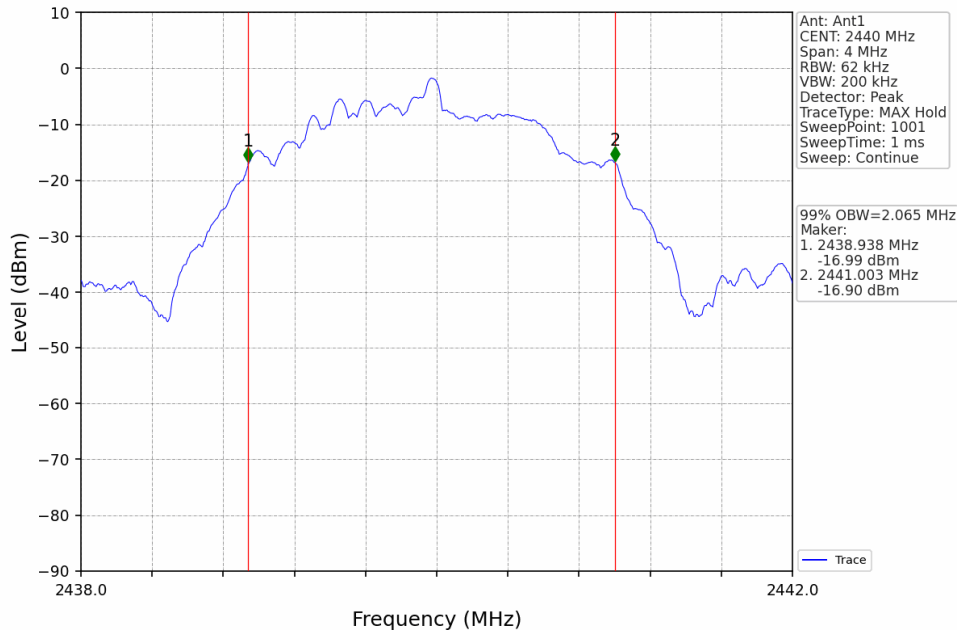
### 1M\_HCH\_2480MHz\_Ant1\_NTNV



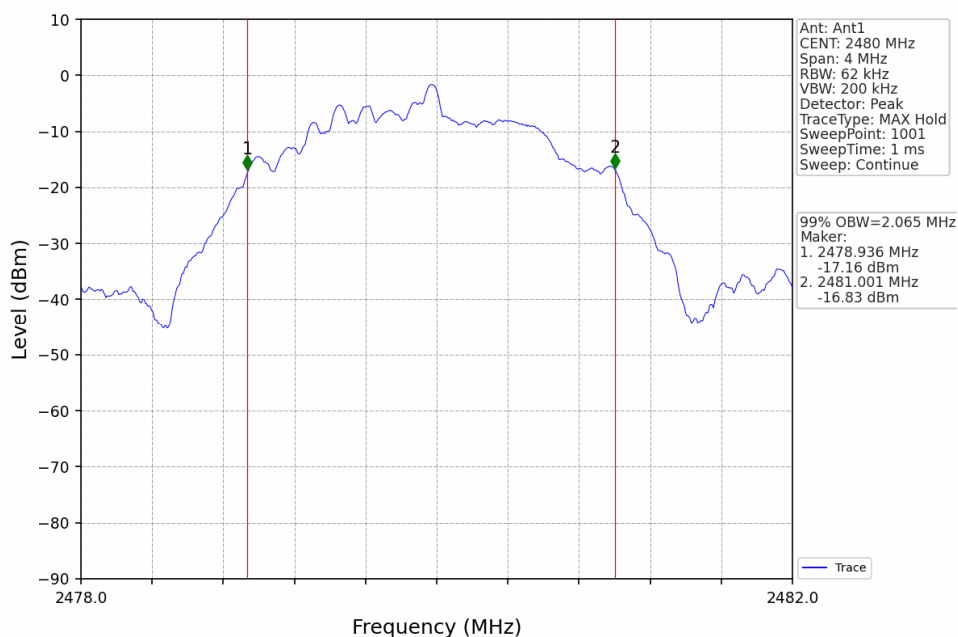
### 2M\_LCH\_2402MHz\_Ant1\_NTNV



### 2M\_MCH\_2440MHz\_Ant1\_NTNV



### 2M\_HCH\_2480MHz\_Ant1\_NTNV



# SGS-CSTC Standards Technical Services Co., Ltd. Shenzhen Branch

SZEMC-TRF-01 Rev. A/0 Aug01,2022

Report No.: SZCR230300062601

Page: 58 of 75

## 2.2 6dB BW

### 2.2.1 Test Result

| Mode | TX Type | Frequency (MHz) | ANT | 6dB Bandwidth (MHz) |            | Verdict |
|------|---------|-----------------|-----|---------------------|------------|---------|
|      |         |                 |     | Result              | Limit      |         |
| 1M   | SISO    | 2402            | 1   | 0.667               | $\geq 0.5$ | Pass    |
|      |         | 2440            | 1   | 0.668               | $\geq 0.5$ | Pass    |
|      |         | 2480            | 1   | 0.672               | $\geq 0.5$ | Pass    |
| 2M   | SISO    | 2402            | 1   | 1.146               | $\geq 0.5$ | Pass    |
|      |         | 2440            | 1   | 1.145               | $\geq 0.5$ | Pass    |
|      |         | 2480            | 1   | 1.144               | $\geq 0.5$ | Pass    |

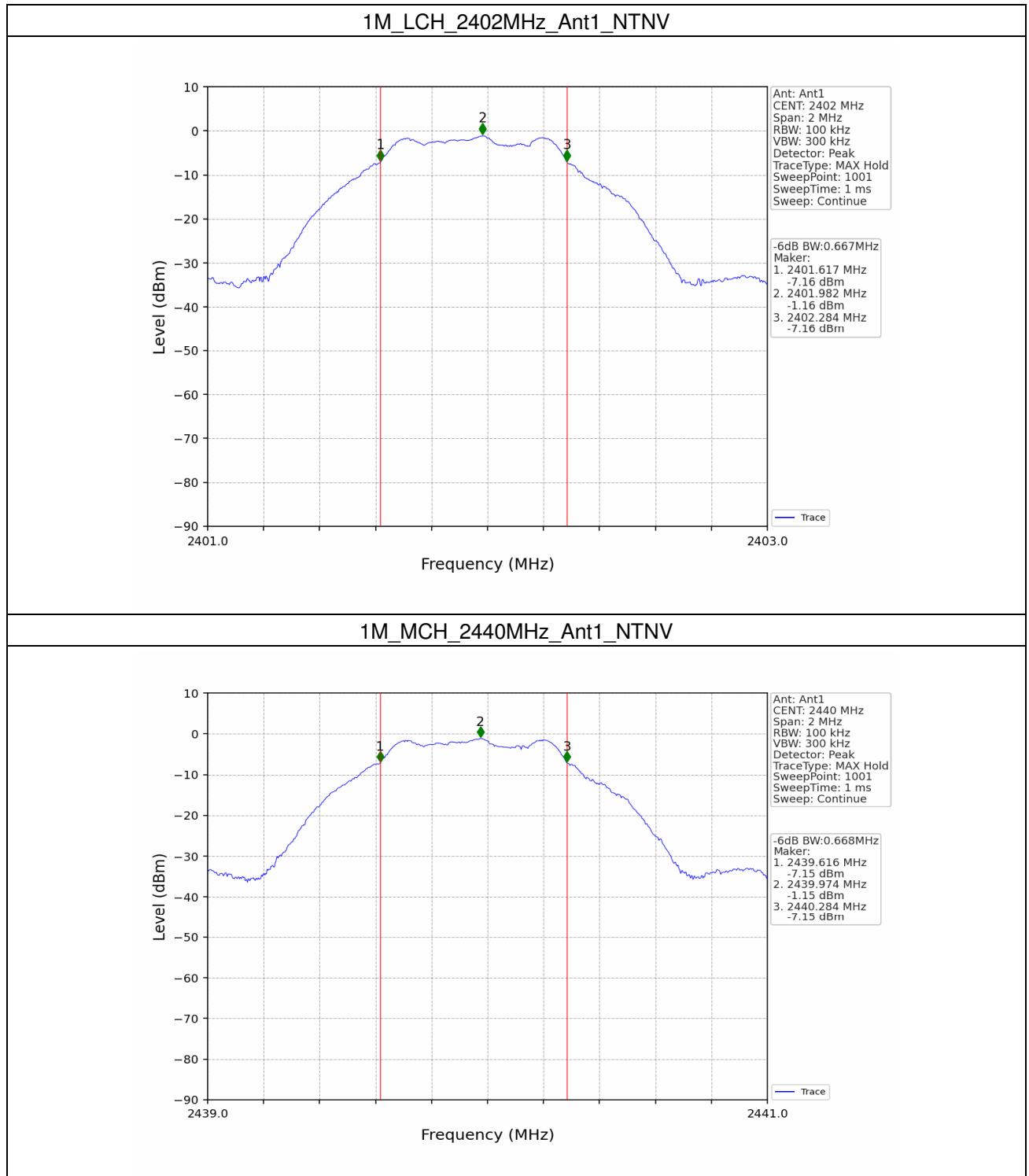


SGS-CSTC Standards Technical Services Co., Ltd.  
Shenzhen Branch (SZEMC) EMC Laboratory

Unless otherwise agreed in writing, this document is issued by the Company subject to its General Conditions of Service printed overleaf, available on request or accessible at <http://www.sgs.com/en/Terms-and-Conditions.aspx> and, for electronic format documents, subject to Terms and Conditions for Electronic Documents at <http://www.sgs.com/en/Terms-and-Conditions/Terms-e-Documents.aspx>. Attention is drawn to the limitation of liability, indemnification and jurisdiction issues defined therein. Any holder of this document is advised that information contained hereon reflects the Company's findings at the time of its intervention only and within the limits of Client's instructions, if any. The Company's sole responsibility is to its Client and this document does not exonerate parties to a transaction from exercising all their rights and obligations under the transaction documents. This document cannot be reproduced except in full, without prior written approval of the Company. Any unauthorized alteration, forgery or falsification of the content or appearance of this document is unlawful and offenders may be prosecuted to the fullest extent of the law. Unless otherwise stated the results shown in this test report refer only to the sample(s) tested and such sample(s) are retained for 30 days only.  
Attention: To check the authenticity of testing / inspection report & certificate, please contact us at telephone: (86-755) 8307 1443, or email: [CN.Doccheck@sgs.com](mailto:CN.Doccheck@sgs.com)

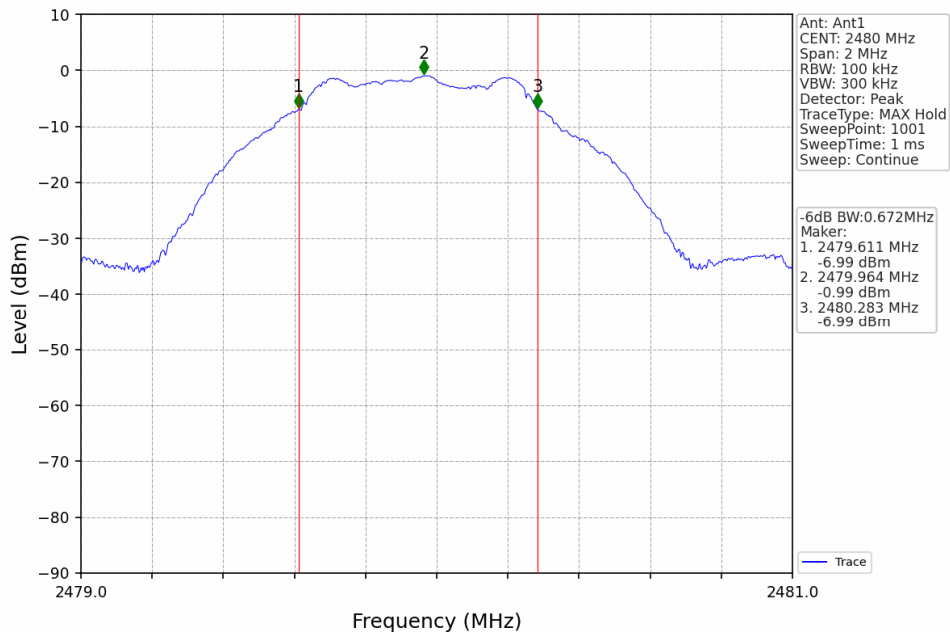
No.1 Workshop, M-10, Middle Section, Science & Technology Park, Shenzhen, China 518057 t (86-755) 26012053 f (86-755) 26710594 www.sgsgroup.com.cn  
中国·深圳·科技园中区M-10栋一号厂房 邮编: 518057 t (86-755) 26012053 f (86-755) 26710594 sgs.china@sgs.com

### 2.2.2 Test Graph

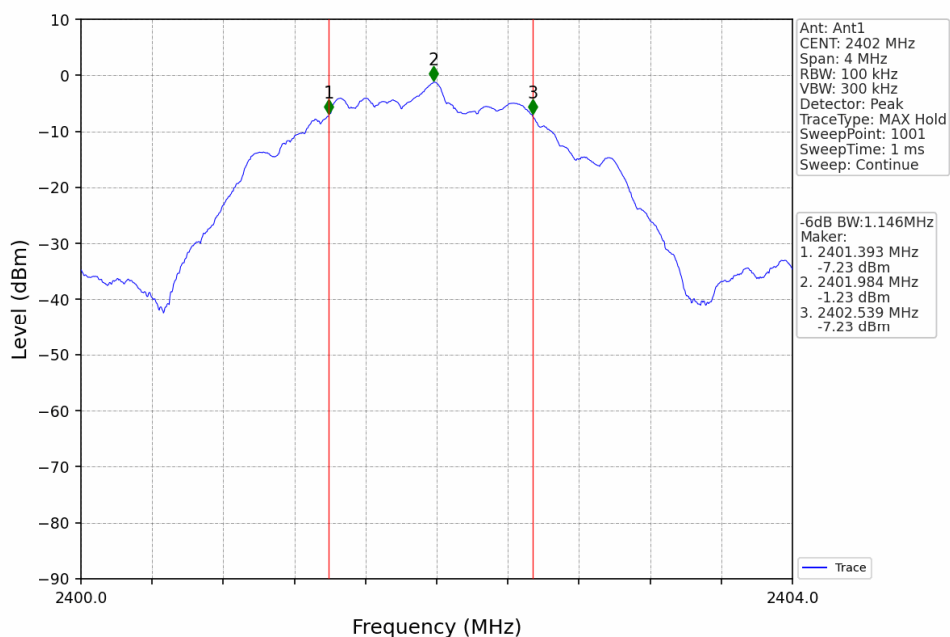




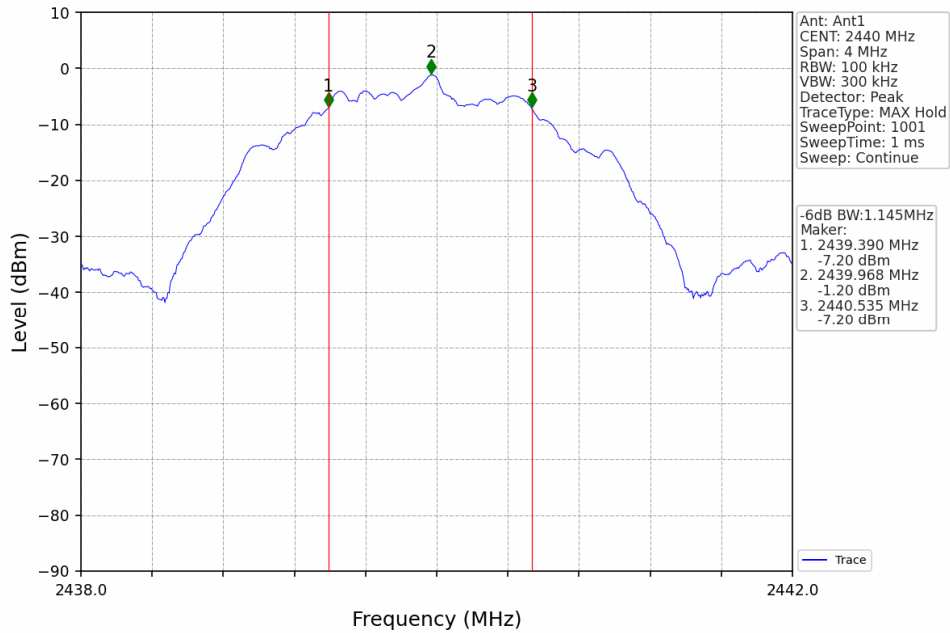
1M\_HCH\_2480MHz\_Ant1\_NTNV



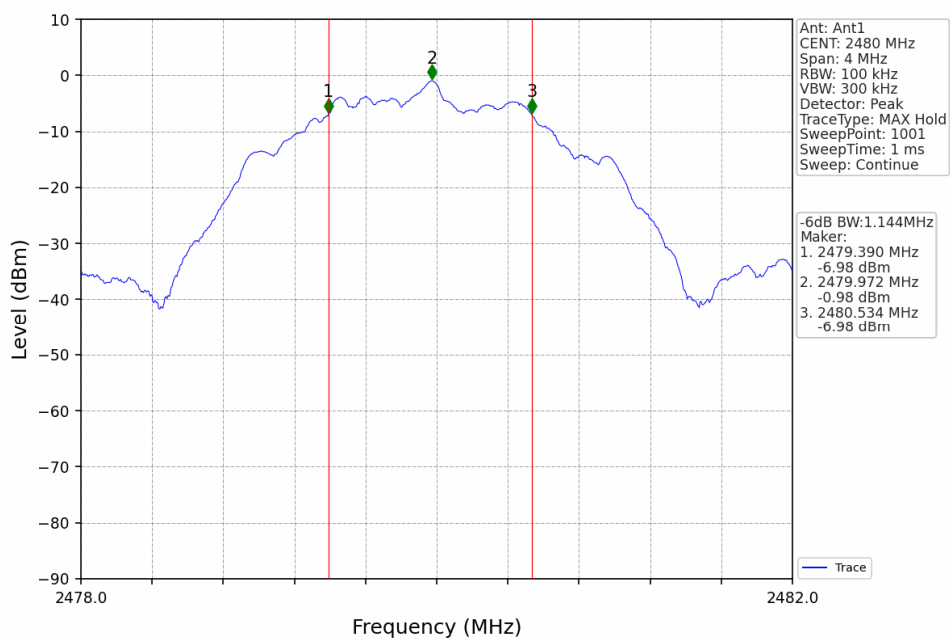
2M\_LCH\_2402MHz\_Ant1\_NTNV



### 2M\_MCH\_2440MHz\_Ant1\_NTNV



### 2M\_HCH\_2480MHz\_Ant1\_NTNV



## 3. Maximum Conducted Output Power

### 3.1 Power

#### 3.1.1 Test Result

| Mode | TX Type | Frequency (MHz) | Maximum Peak Conducted Output Power (dBm) |       | Verdict |
|------|---------|-----------------|---|-------|---------|
|      |         |                 | ANT1                                      | Limit |         |
| 1M   | SISO    | 2402            | -0.62                                     | <=30  | Pass    |
|      |         | 2440            | -0.55                                     | <=30  | Pass    |
|      |         | 2480            | -0.36                                     | <=30  | Pass    |
| 2M   | SISO    | 2402            | -0.60                                     | <=30  | Pass    |
|      |         | 2440            | -0.54                                     | <=30  | Pass    |
|      |         | 2480            | -0.36                                     | <=30  | Pass    |

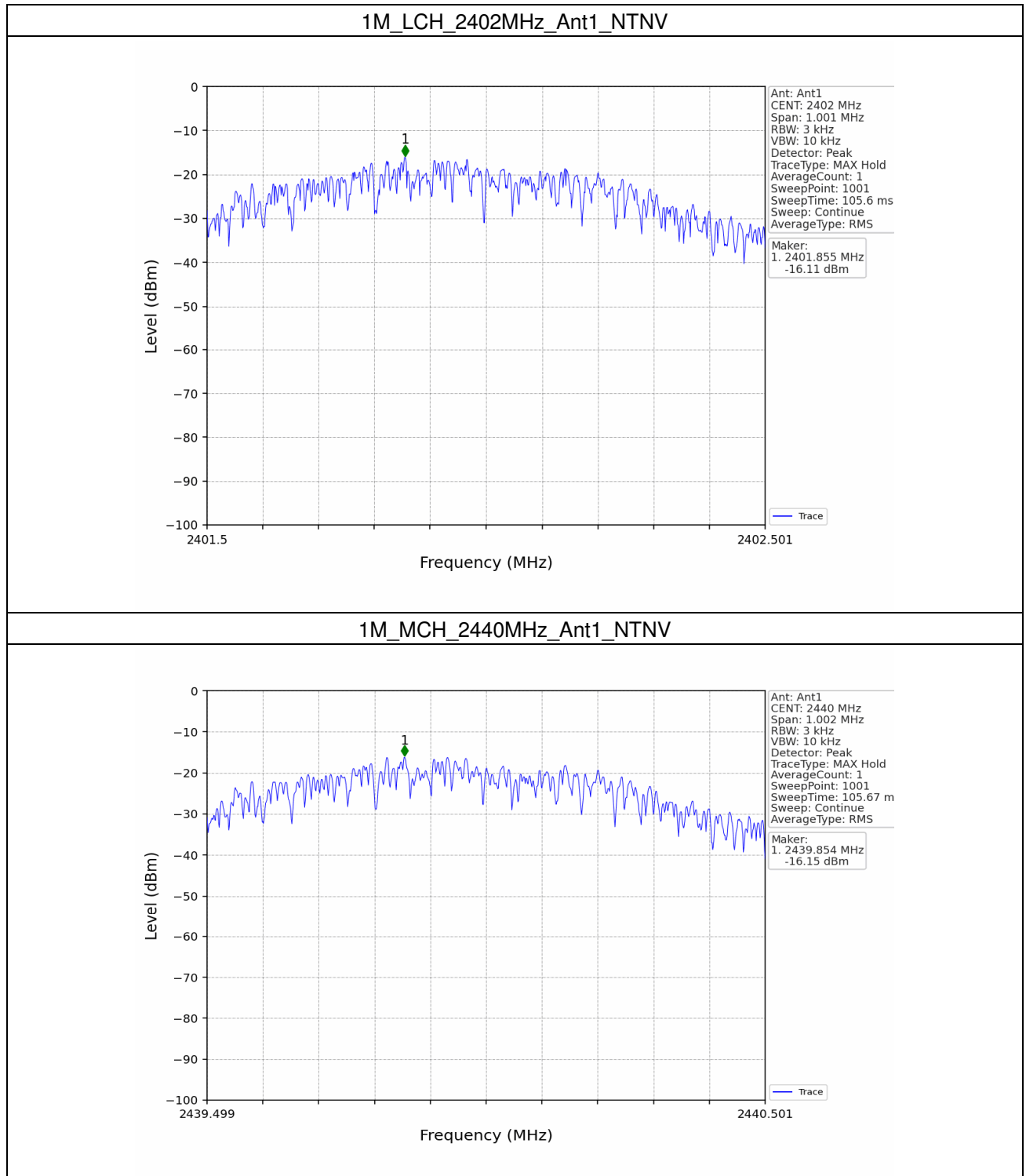
## 4. Maximum Power Spectral Density

### 4.1 PSD

#### 4.1.1 Test Result

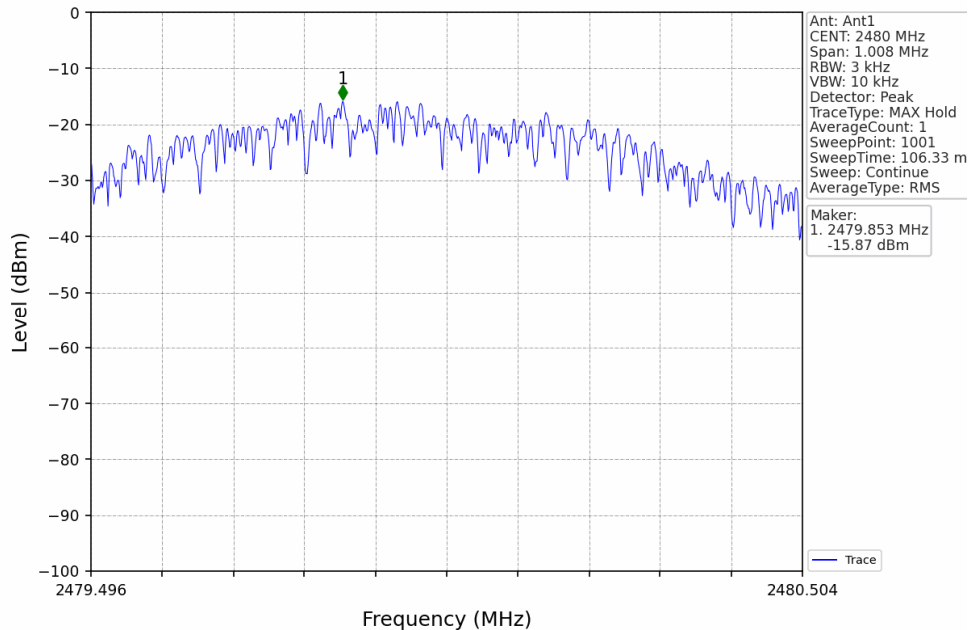
| Mode | TX Type | Frequency (MHz) | Maximum PSD (dBm/3kHz) |       | Verdict |
|------|---------|-----------------|------------------------|-------|---------|
|      |         |                 | ANT1                   | Limit |         |
| 1M   | SISO    | 2402            | -16.11                 | <=8   | Pass    |
|      |         | 2440            | -16.15                 | <=8   | Pass    |
|      |         | 2480            | -15.87                 | <=8   | Pass    |
| 2M   | SISO    | 2402            | -18.95                 | <=8   | Pass    |
|      |         | 2440            | -19.04                 | <=8   | Pass    |
|      |         | 2480            | -18.66                 | <=8   | Pass    |

### 4.1.2 Test Graph

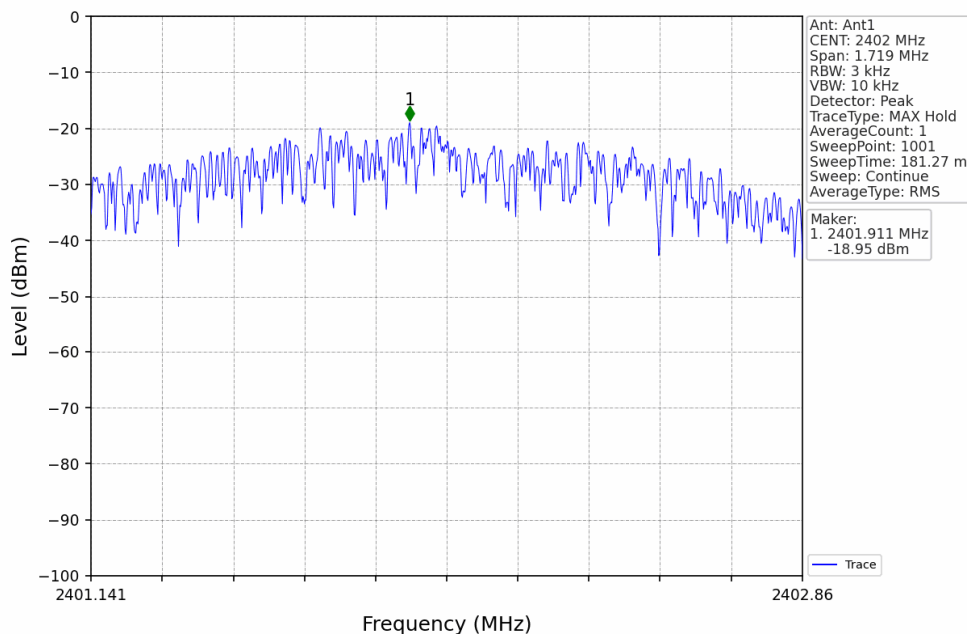




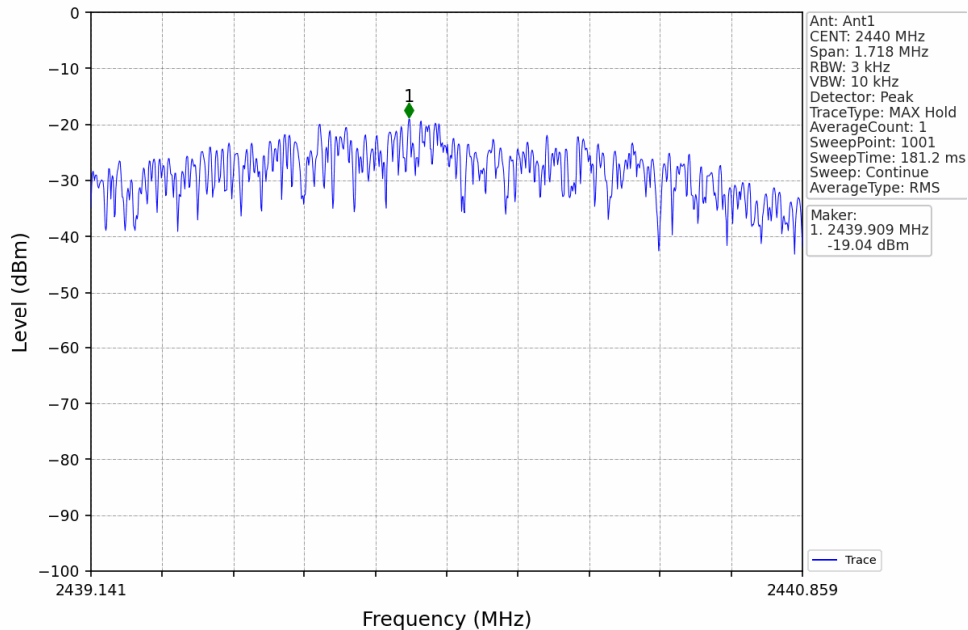
1M\_HCH\_2480MHz\_Ant1\_NTNV



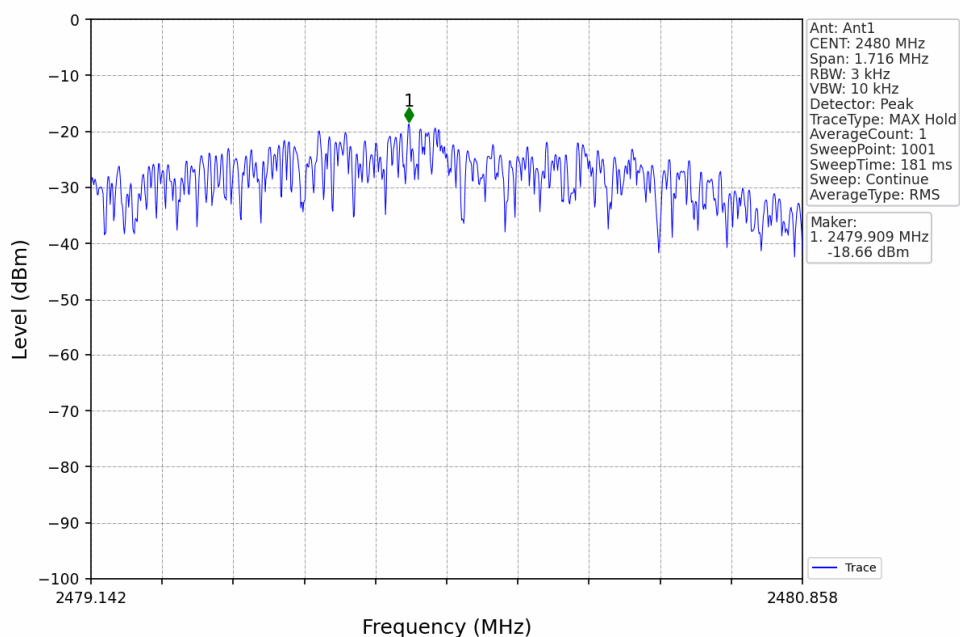
2M\_LCH\_2402MHz\_Ant1\_NTNV



2M\_MCH\_2440MHz\_Ant1\_NTNV



2M\_HCH\_2480MHz\_Ant1\_NTNV



## 5. Unwanted Emissions In Non-restricted Frequency Bands

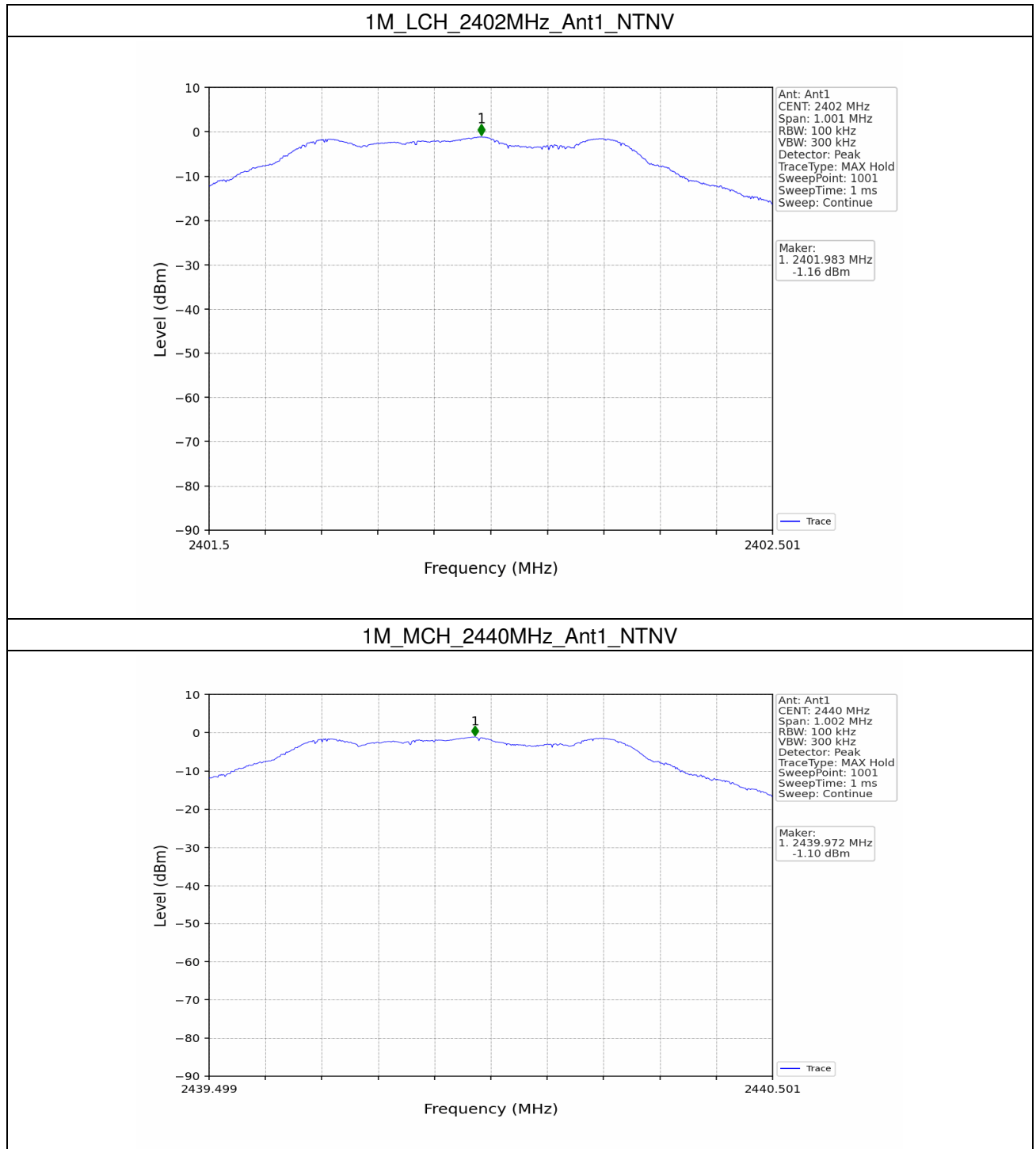
### 5.1 Ref

#### 5.1.1 Test Result

| Mode | TX Type | Frequency (MHz) | ANT | Level of Reference (dBm) |
|------|---------|-----------------|-----|--------------------------|
| 1M   | SISO    | 2402            | 1   | -1.16                    |
|      |         | 2440            | 1   | -1.10                    |
|      |         | 2480            | 1   | -0.94                    |
| 2M   | SISO    | 2402            | 1   | -1.21                    |
|      |         | 2440            | 1   | -1.21                    |
|      |         | 2480            | 1   | -0.97                    |



### 5.1.2 Test Graph





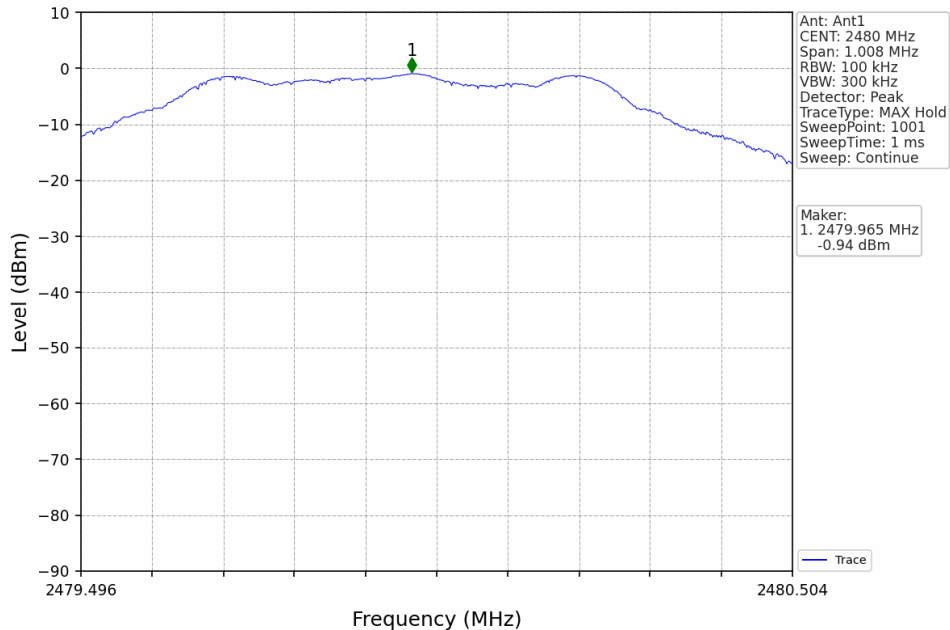
## SGS-CSTC Standards Technical Services Co., Ltd. Shenzhen Branch

SZEMC-TRF-01 Rev. A/0 Aug01,2022

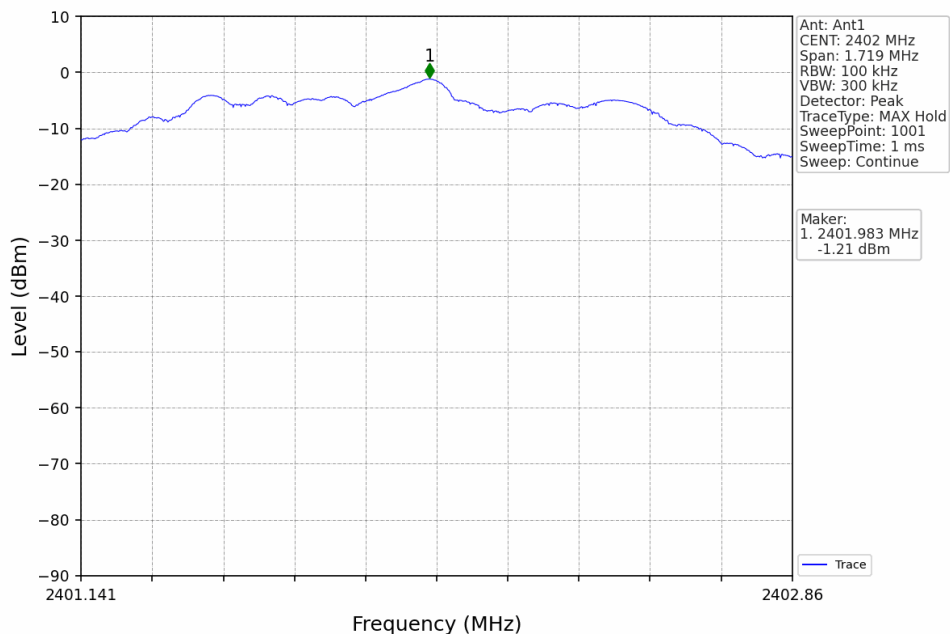
Report No.: SZCR230300062601

Page: 68 of 75

1M\_HCH\_2480MHz\_Ant1\_NTNV



2M\_LCH\_2402MHz\_Ant1\_NTNV



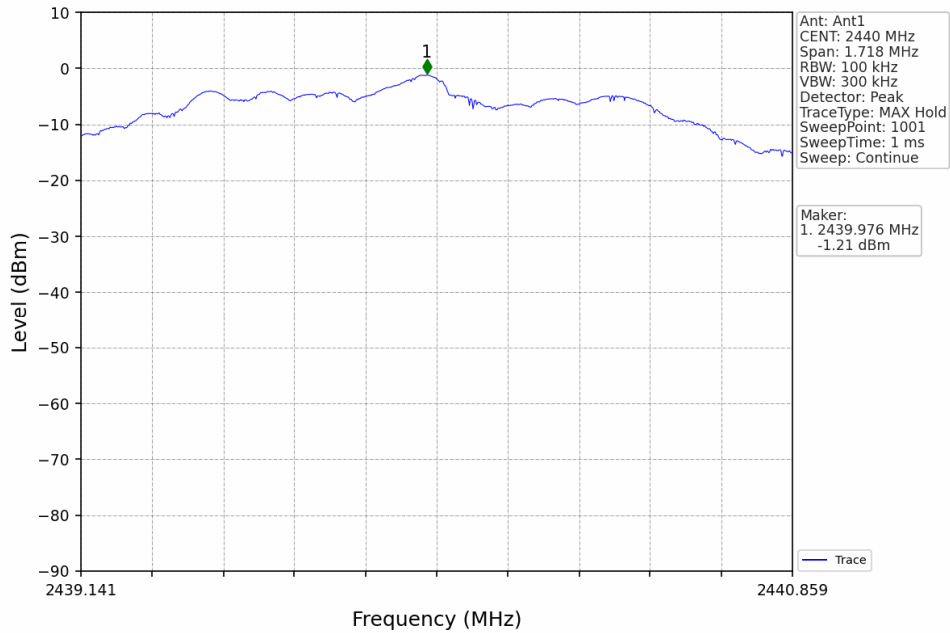
SGS-CSTC Standards Technical Services Co., Ltd.  
Shenzhen Branch

Unless otherwise agreed in writing, this document is issued by the Company subject to its General Conditions of Service printed overleaf, available on request or accessible at <http://www.sgs.com/en/Terms-and-Conditions.aspx> and, for electronic format documents, subject to Terms and Conditions for Electronic Documents at <http://www.sgs.com/en/Terms-and-Conditions/Terms-e-Documents.aspx>. Attention is drawn to the limitation of liability, indemnification and jurisdiction issues defined therein. Any holder of this document is advised that information contained hereon reflects the Company's findings at the time of its intervention only and within the limits of Client's instructions, if any. The Company's sole responsibility is to its Client and this document does not exonerate parties to a transaction from exercising all their rights and obligations under the transaction documents. This document cannot be reproduced except in full, without prior written approval of the Company. Any unauthorized alteration, forgery or falsification of the content or appearance of this document is unlawful and offenders may be prosecuted to the fullest extent of the law. Unless otherwise stated the results shown in this test report refer only to the sample(s) tested and such sample(s) are retained for 30 days only.

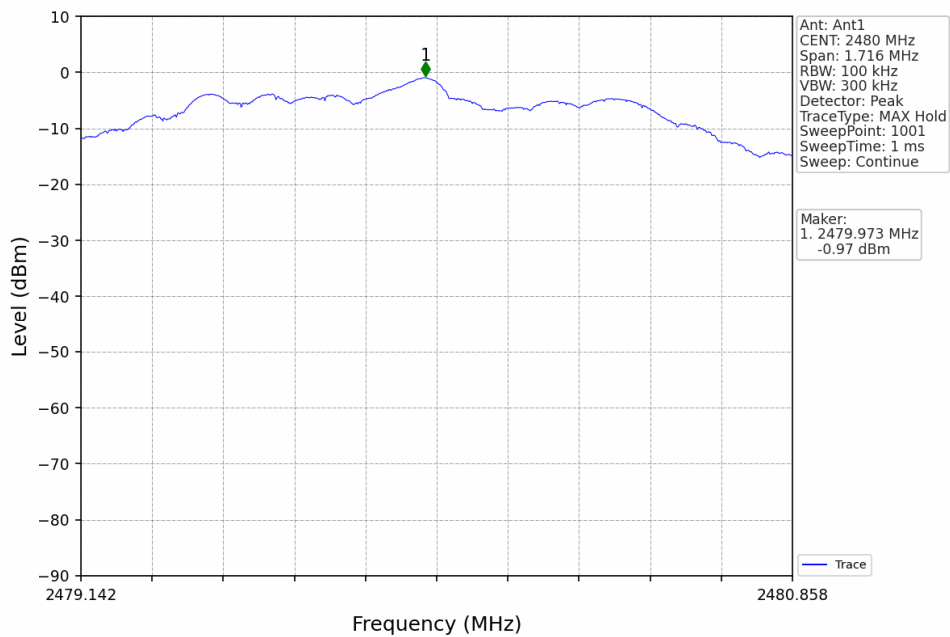
Attention: To check the authenticity of testing / inspection report & certificate, please contact us at telephone: (86-755) 8307 1443, or email: [CN.Doccheck@sgs.com](mailto:CN.Doccheck@sgs.com)

No.1 Workshop, M-10, Middle Section, Science & Technology Park, Shenzhen, China 518057 t (86-755) 26012053 f (86-755) 26710594 www.sgs.com.cn  
中国·深圳·科技园中区M-10栋一号厂房 邮编: 518057 t (86-755) 26012053 f (86-755) 26710594 sgs.china@sgs.com

### 2M\_MCH\_2440MHz\_Ant1\_NTNV



### 2M\_HCH\_2480MHz\_Ant1\_NTNV



# SGS-CSTC Standards Technical Services Co., Ltd. Shenzhen Branch

SZEMC-TRF-01 Rev. A/0 Aug01,2022

Report No.: SZCR230300062601

Page: 70 of 75

## 5.2 CSE

### 5.2.1 Test Result

| Mode | TX Type | Frequency (MHz) | ANT | Level of Reference (dBm) | Limit (dBm) | Verdict |
|------|---------|-----------------|-----|--------------------------|-------------|---------|
| 1M   | SISO    | 2402            | 1   | -0.94                    | -20.94      | Pass    |
|      |         | 2440            | 1   | -0.94                    | -20.94      | Pass    |
|      |         | 2480            | 1   | -0.94                    | -20.94      | Pass    |
| 2M   | SISO    | 2402            | 1   | -0.97                    | -20.97      | Pass    |
|      |         | 2440            | 1   | -0.97                    | -20.97      | Pass    |
|      |         | 2480            | 1   | -0.97                    | -20.97      | Pass    |



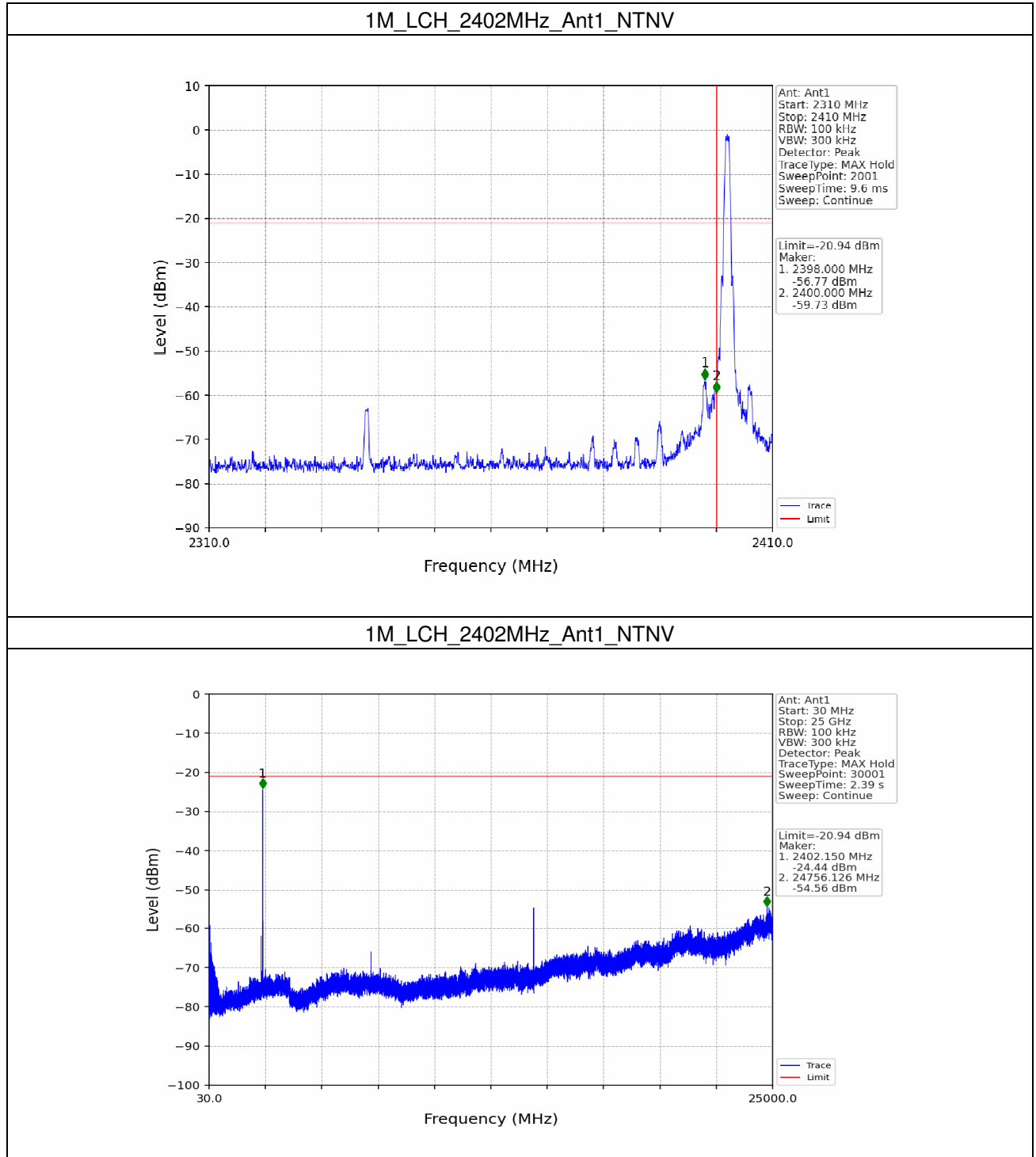
Unless otherwise agreed in writing, this document is issued by the Company subject to its General Conditions of Service printed overleaf, available on request or accessible at <http://www.sgs.com/en/Terms-and-Conditions.aspx> and, for electronic format documents, subject to Terms and Conditions for Electronic Documents at <http://www.sgs.com/en/Terms-and-Conditions/Terms-e-Documents.aspx>. Attention is drawn to the limitation of liability, indemnification and jurisdiction issues defined therein. Any holder of this document is advised that information contained hereon reflects the Company's findings at the time of its intervention only and within the limits of Client's instructions, if any. The Company's sole responsibility is to its Client and this document does not exonerate parties to a transaction from exercising all their rights and obligations under the transaction documents. This document cannot be reproduced except in full, without prior written approval of the Company. Any unauthorized alteration, forgery or falsification of the content or appearance of this document is unlawful and offenders may be prosecuted to the fullest extent of the law. Unless otherwise stated the results shown in this test report refer only to the sample(s) tested and such sample(s) are retained for 30 days only.

Attention: To check the authenticity of testing / inspection report & certificate, please contact us at telephone: (86-755) 83071443, or email: [CN.Doccheck@sgs.com](mailto:CN.Doccheck@sgs.com)

SGS-CSTC Standards Technical Services Co., Ltd.  
Shenzhen Branch, EMC Laboratory.

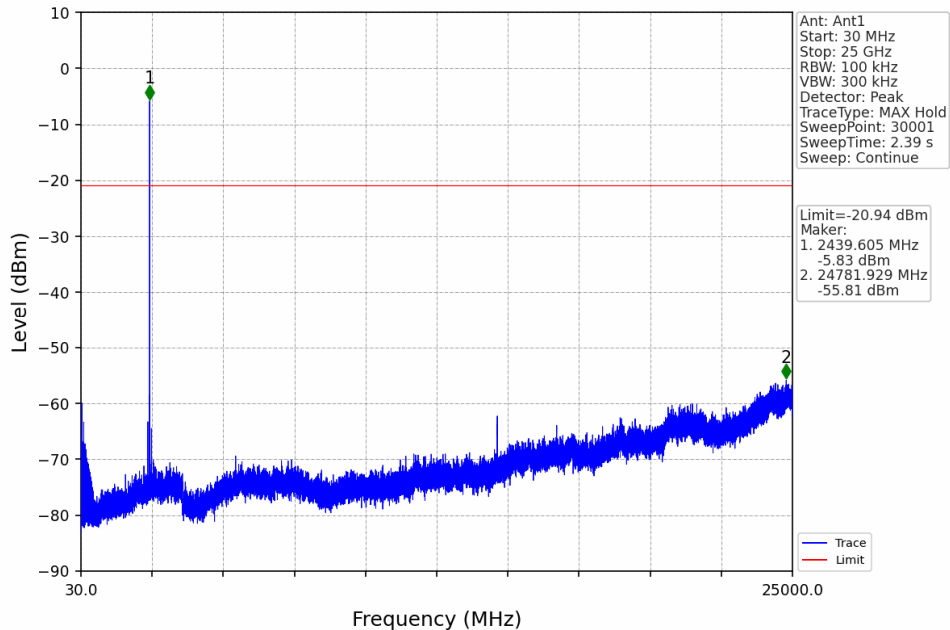
No.1 Workshop, M-10, Middle Section, Science & Technology Park, Shenzhen, China 518057 t (86-755) 26012053 f (86-755) 26710594 www.sgsgroup.com.cn  
中国·深圳·科技园中区M-10栋一号厂房 邮编: 518057 t (86-755) 26012053 f (86-755) 26710594 sgs.china@sgs.com

### 5.2.2 Test Graph

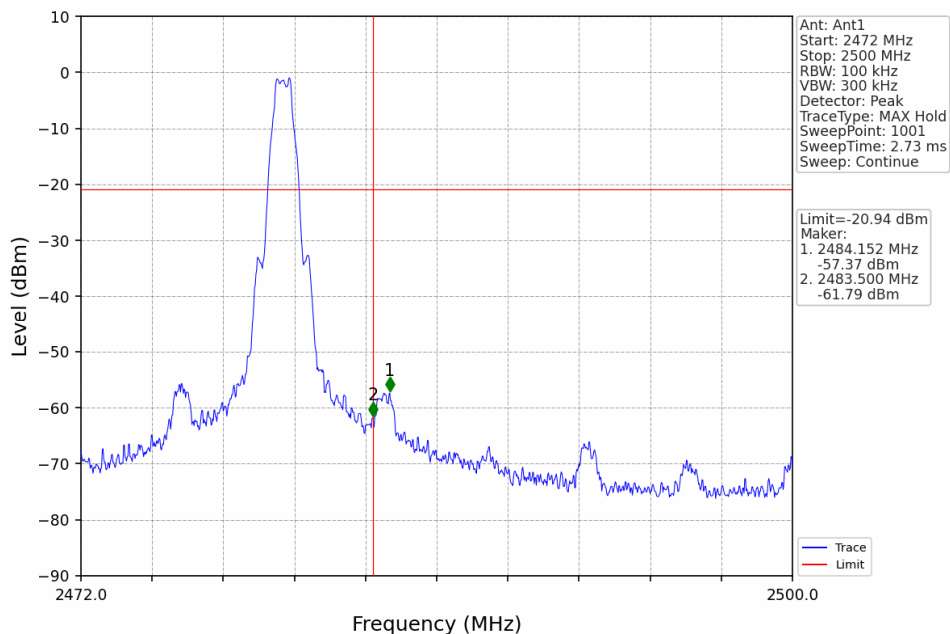




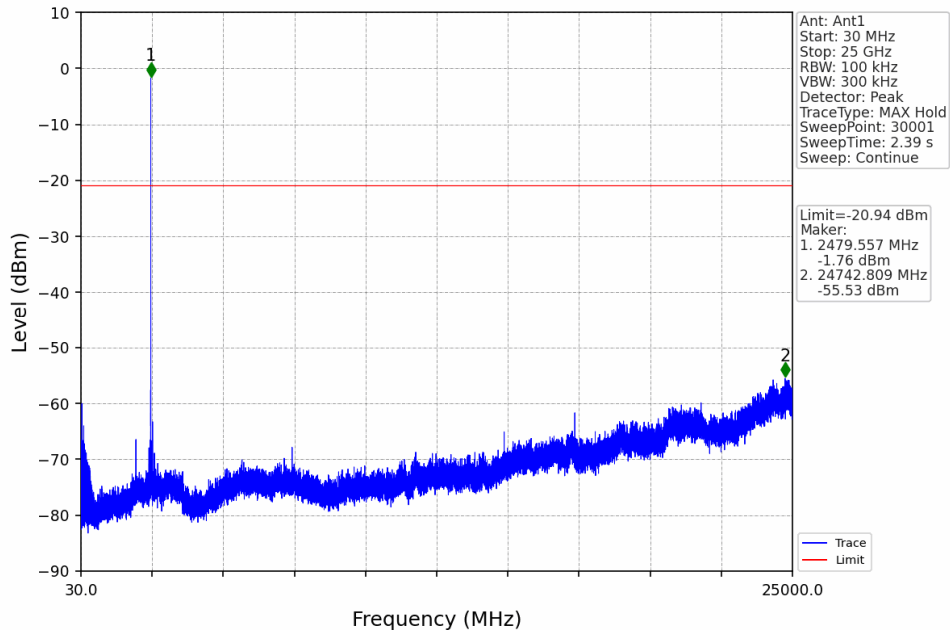
1M\_MCH\_2440MHz\_Ant1\_NTNV



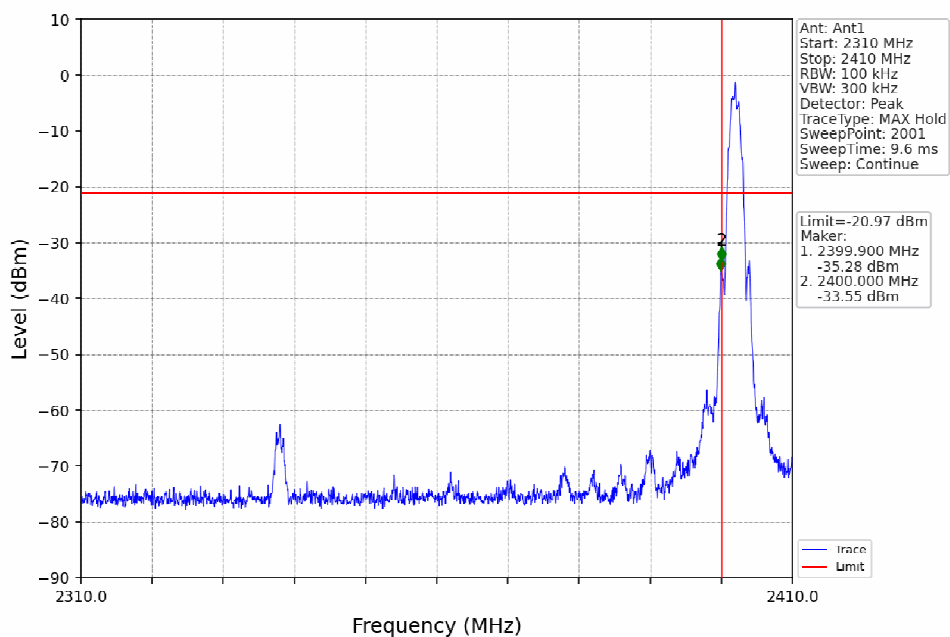
1M\_HCH\_2480MHz\_Ant1\_NTNV



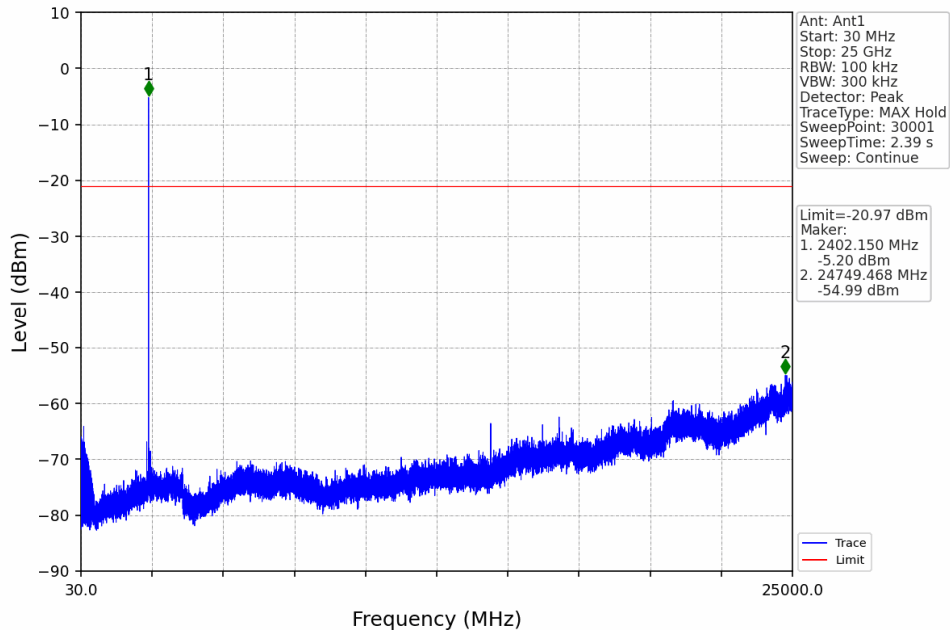
1M\_HCH\_2480MHz\_Ant1\_NTNV



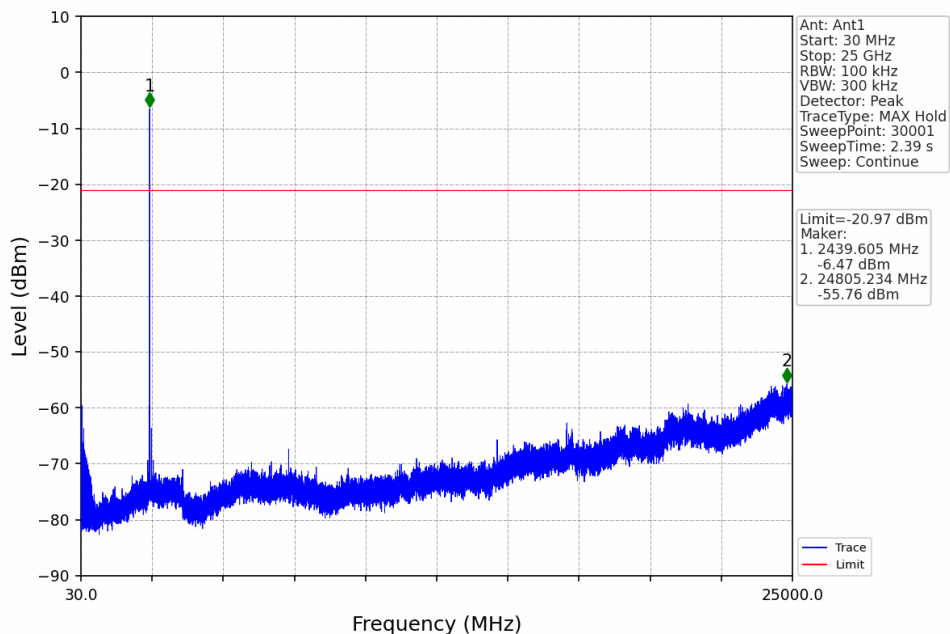
2M\_LCH\_2402MHz\_Ant1\_NTNV



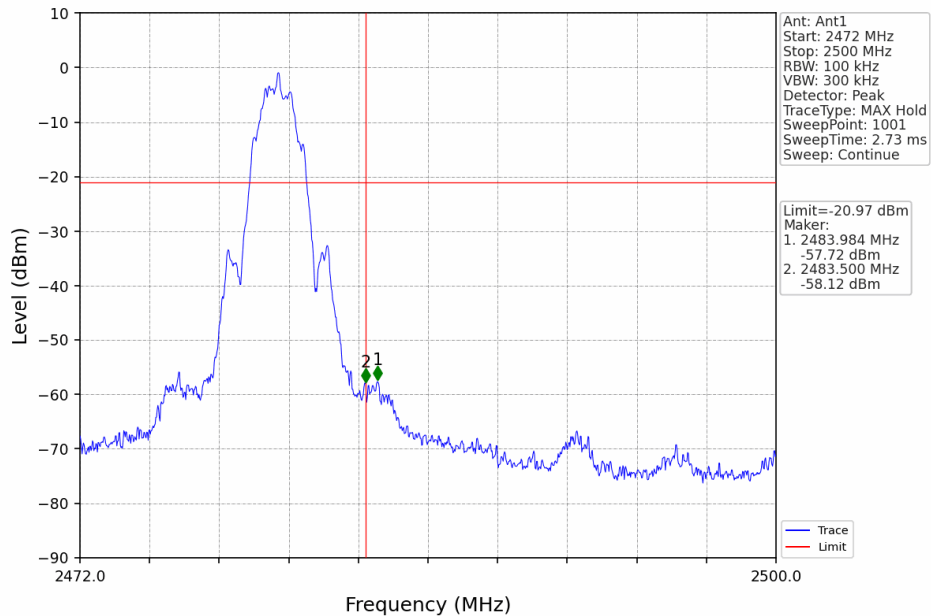
### 2M\_LCH\_2402MHz\_Ant1\_NTNV



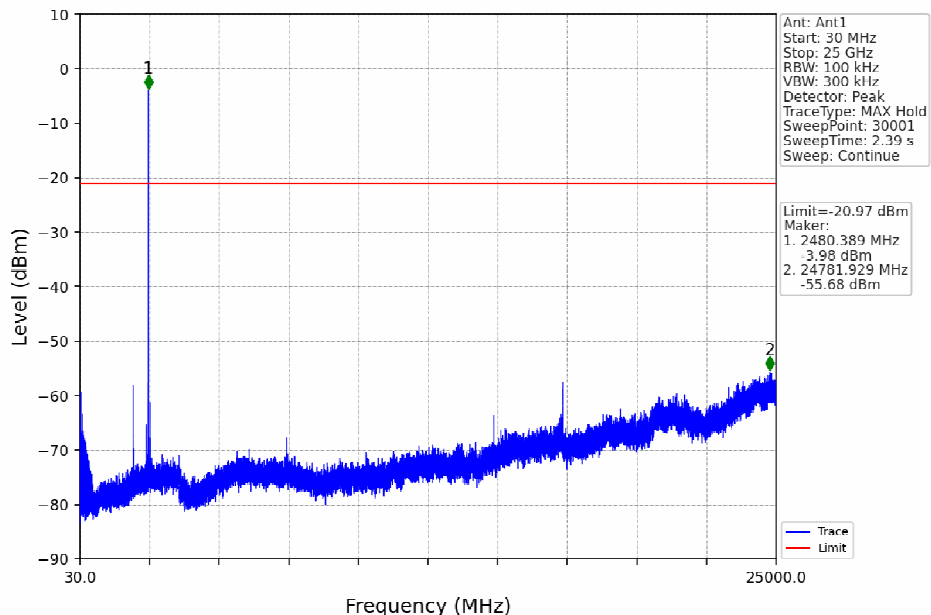
### 2M\_MCH\_2440MHz\_Ant1\_NTNV



### 2M\_HCH\_2480MHz\_Ant1\_NTNV



### 2M\_HCH\_2480MHz\_Ant1\_NTNV



- End of the Report -

