

Case No. : <u>GTS20230628010-1-4</u>
Ambient Condition: <u>24</u> °C, <u>49</u> %RH, Atmos100.1Kpa,
Test Date: <u>2023.7.11</u> Test Engineer: <u>Jenny zeng</u>

Appendix E.1: Occupied channel bandwidth

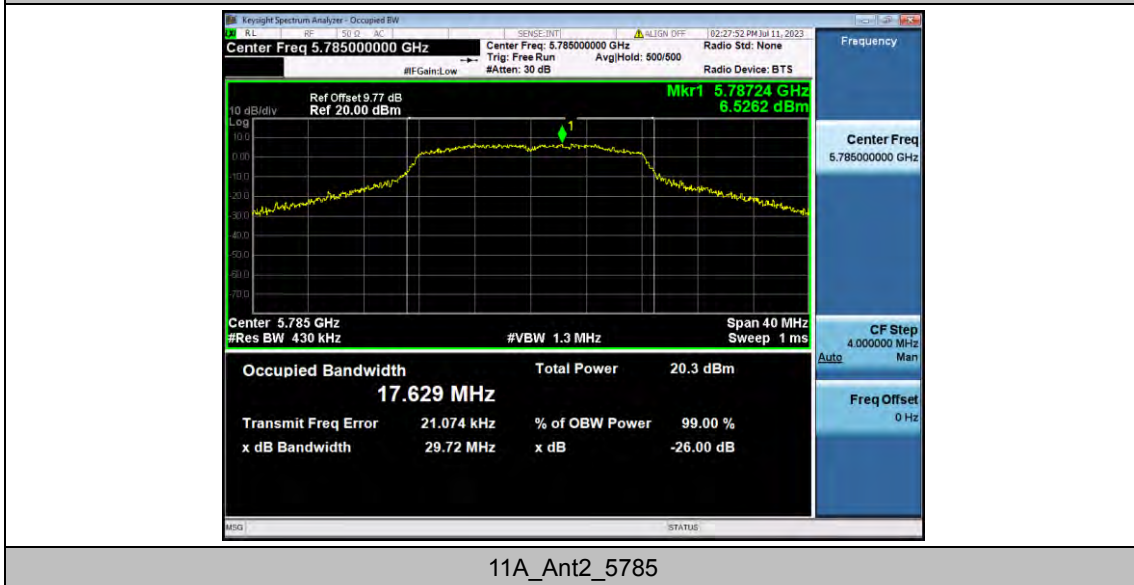
Test Result

Test Mode	Antenna	Frequency[MHz]	OCB [MHz]	FL[MHz]	FH[MHz]	Limit[MHz]	Verdict
11A	Ant2	5745	17.901	5736.120	5754.021	---	---
		5785	17.629	5776.207	5793.836	---	---
		5825	17.814	5815.994	5833.808	---	---
11N20SISO	Ant2	5745	18.912	5735.591	5754.503	---	---
		5785	18.717	5775.722	5794.439	---	---
		5825	18.647	5815.668	5834.315	---	---
11N40SISO	Ant2	5755	36.815	5736.664	5773.479	---	---
		5795	36.767	5776.685	5813.452	---	---
11AC20SISO	Ant2	5745	18.697	5735.716	5754.413	---	---
		5785	18.711	5775.687	5794.398	---	---
		5825	18.771	5815.599	5834.370	---	---
11AC40SISO	Ant2	5755	36.813	5736.686	5773.499	---	---
		5795	36.726	5776.677	5813.403	---	---
11AC80SISO	Ant2	5775	77.475	5736.452	5813.927	---	---

Test Graphs



11A_Ant2_5745



11A_Ant2_5785



11A_Ant2_5825



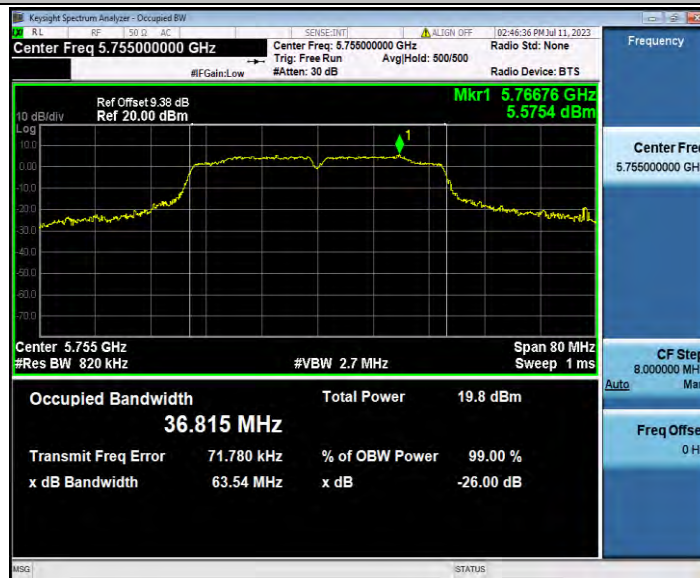
11N20SISO_Ant2_5745



11N20SISO_Ant2_5785



11N20SISO_Ant2_5825



11N40SISO_Ant2_5755



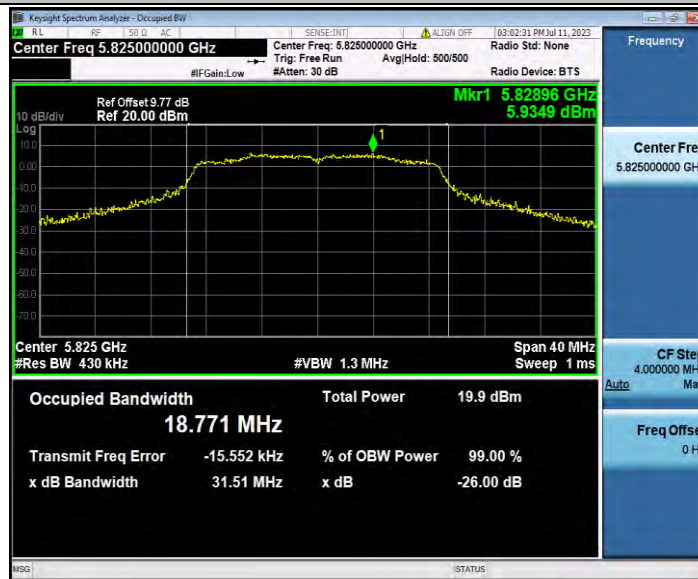
11N40SISO_Ant2_5795



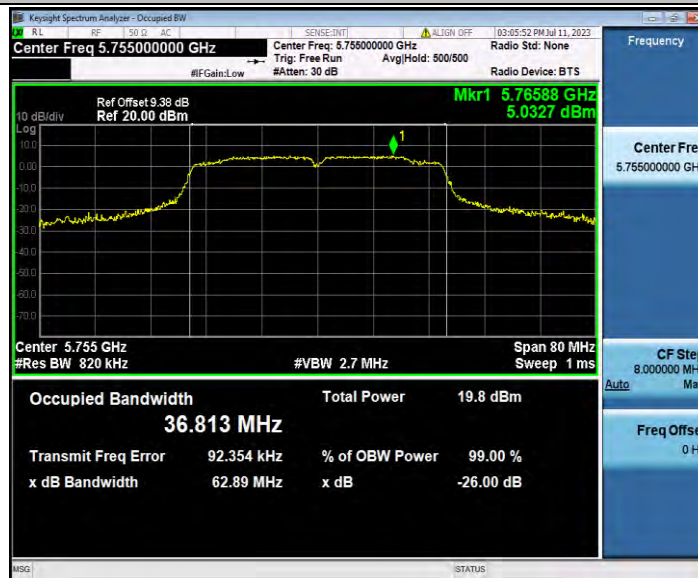
11A20SISO_Ant2_5745



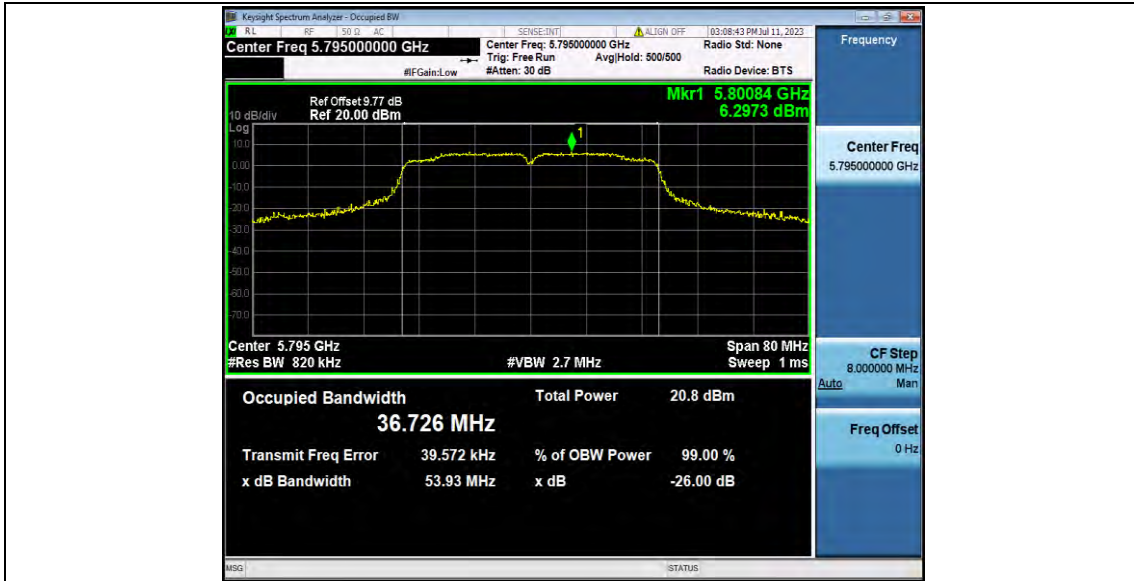
11AC20SISO_Ant2_5785



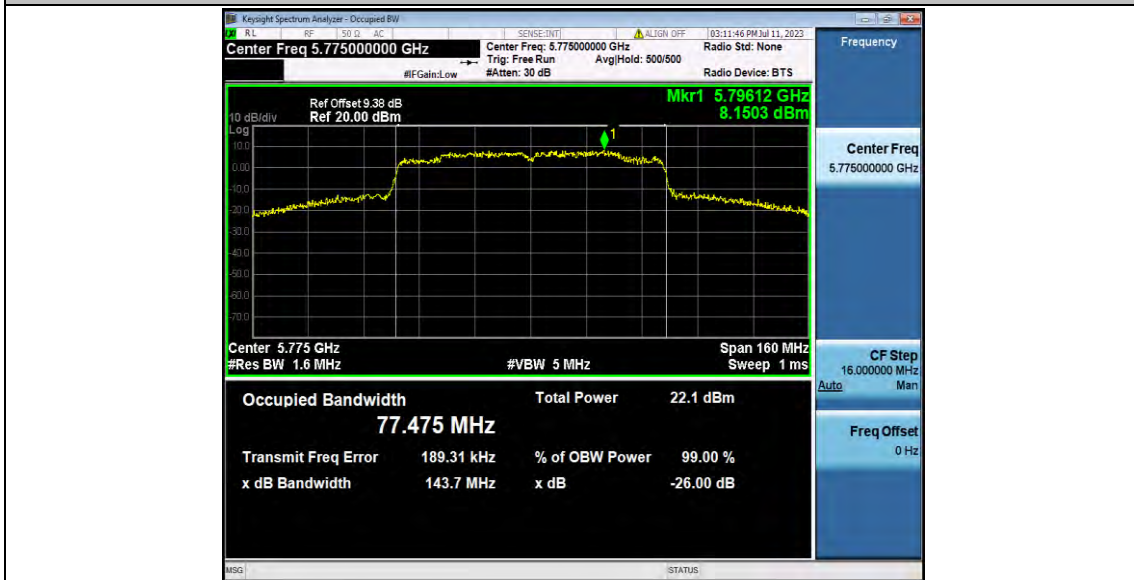
11AC20SISO_Ant2_5825



11AC40SISO_Ant2_5755



11AC40SISO_Ant2_5795



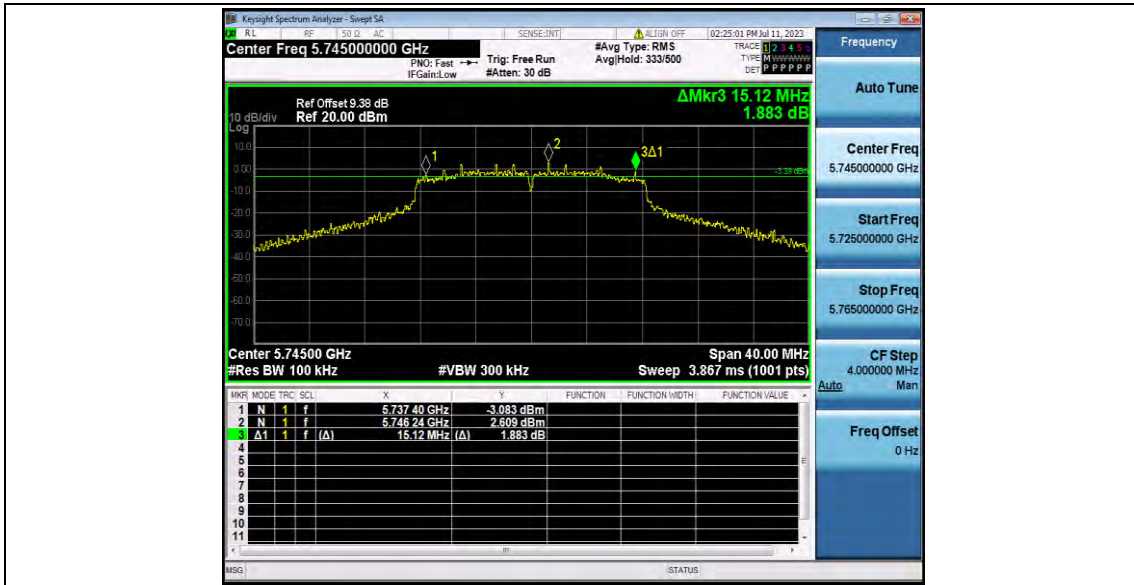
11AC80SISO_Ant2_5775

Appendix E.2: Min emission bandwidth

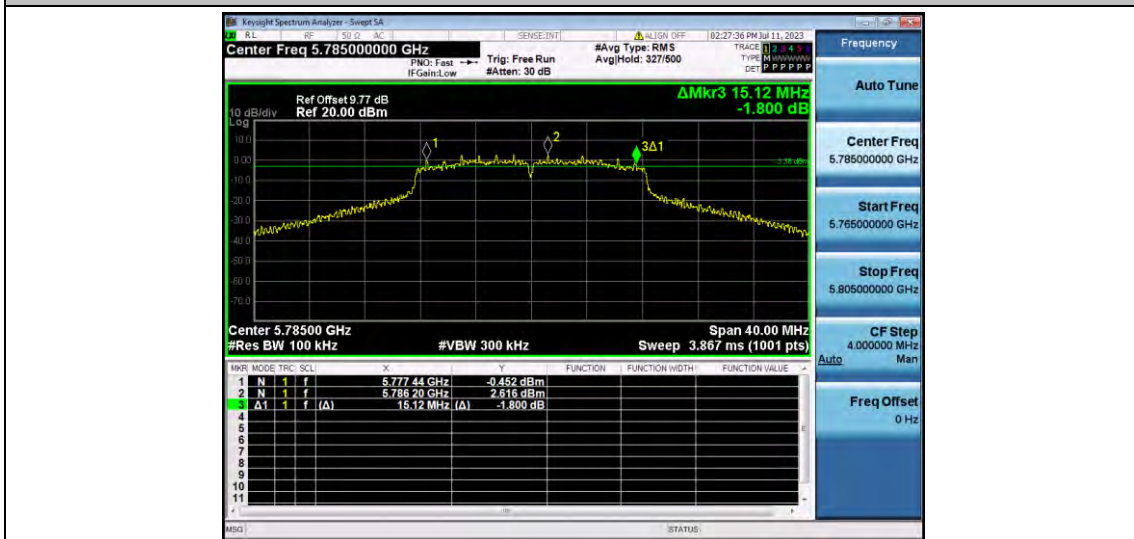
Test Result B4

Test Mode	Antenna	Frequency[MHz]	6db EBW [MHz]	FL[MHz]	FH[MHz]	Limit[MHz]	Verdict
11A	Ant2	5745	15.120	5737.400	5752.520	0.5	PASS
		5785	15.120	5777.440	5792.560	0.5	PASS
		5825	15.480	5817.080	5832.560	0.5	PASS
11N20SISO	Ant2	5745	15.120	5737.440	5752.560	0.5	PASS
		5785	13.840	5778.680	5792.520	0.5	PASS
		5825	15.040	5817.440	5832.480	0.5	PASS
11N40SISO	Ant2	5755	35.120	5737.400	5772.520	0.5	PASS
		5795	35.040	5777.480	5812.520	0.5	PASS
11AC20SISO	Ant2	5745	15.080	5737.480	5752.560	0.5	PASS
		5785	15.440	5777.080	5792.520	0.5	PASS
		5825	15.080	5817.440	5832.520	0.5	PASS
11AC40SISO	Ant2	5755	35.040	5737.480	5772.520	0.5	PASS
		5795	35.120	5777.400	5812.520	0.5	PASS
11AC80SISO	Ant2	5775	75.200	5737.400	5812.600	0.5	PASS

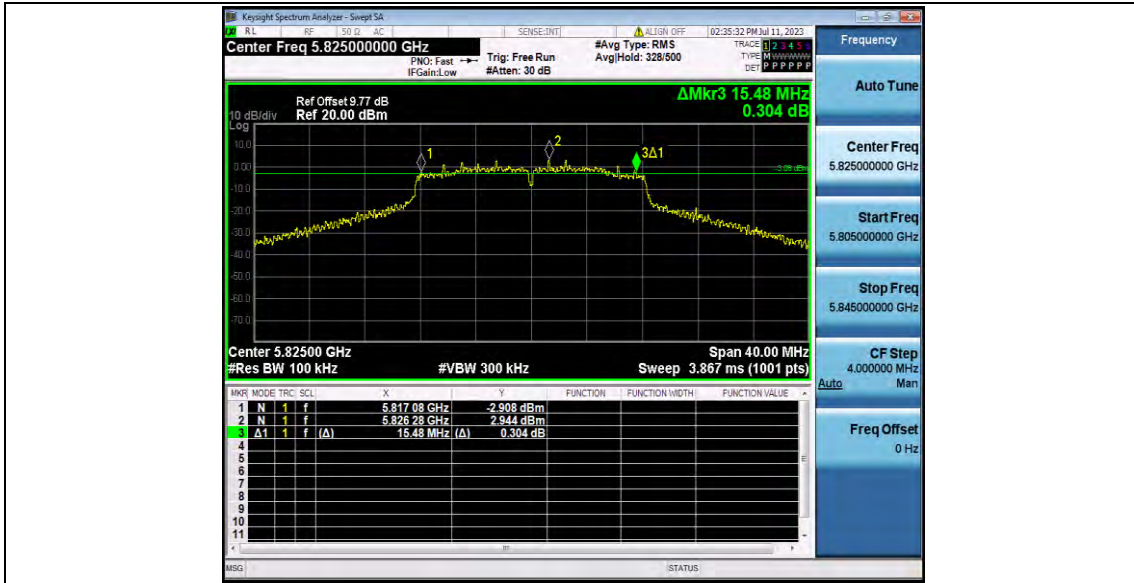
Test Graphs B4



11A_Ant2_5745



11A_Ant2_5785



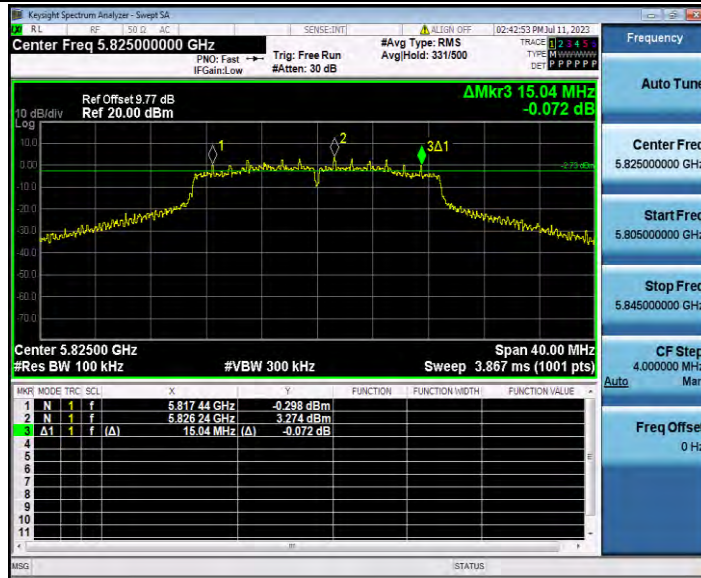
11A_Ant2_5825



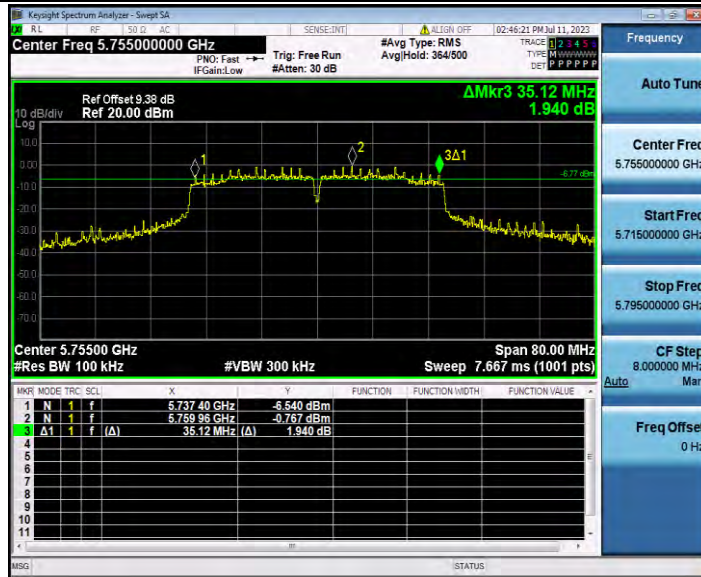
11N20SISO_Ant2_5745



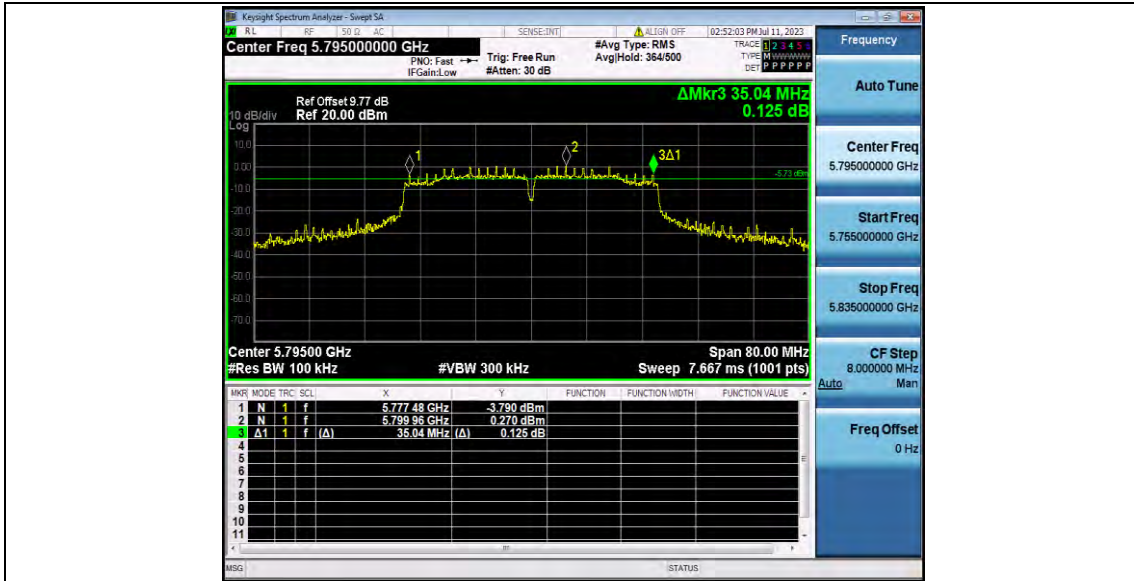
11N20SISO_Ant2_5785



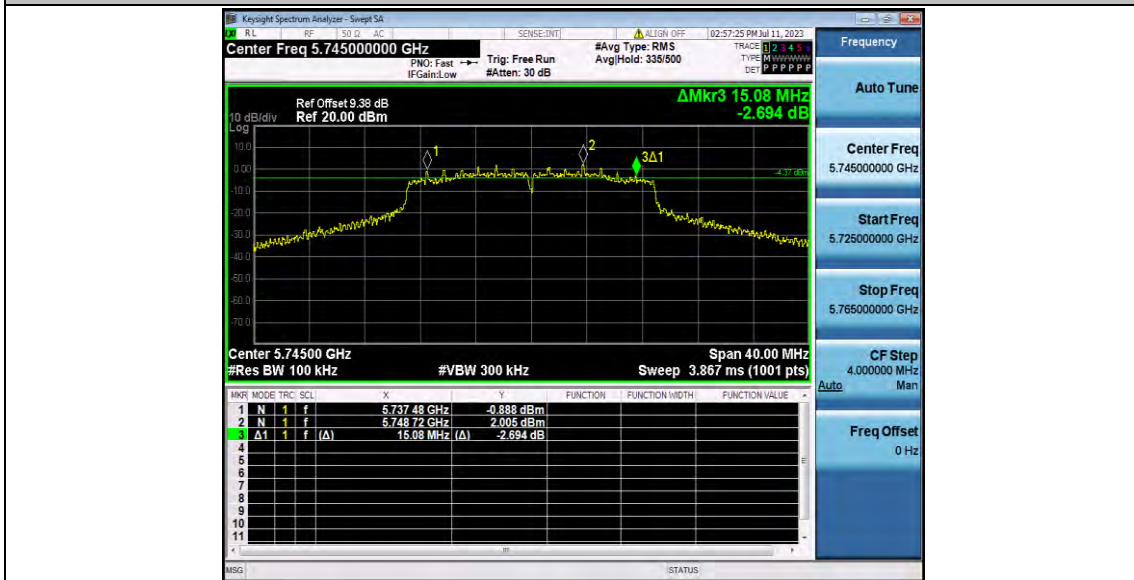
11N20SISO_Ant2_5825



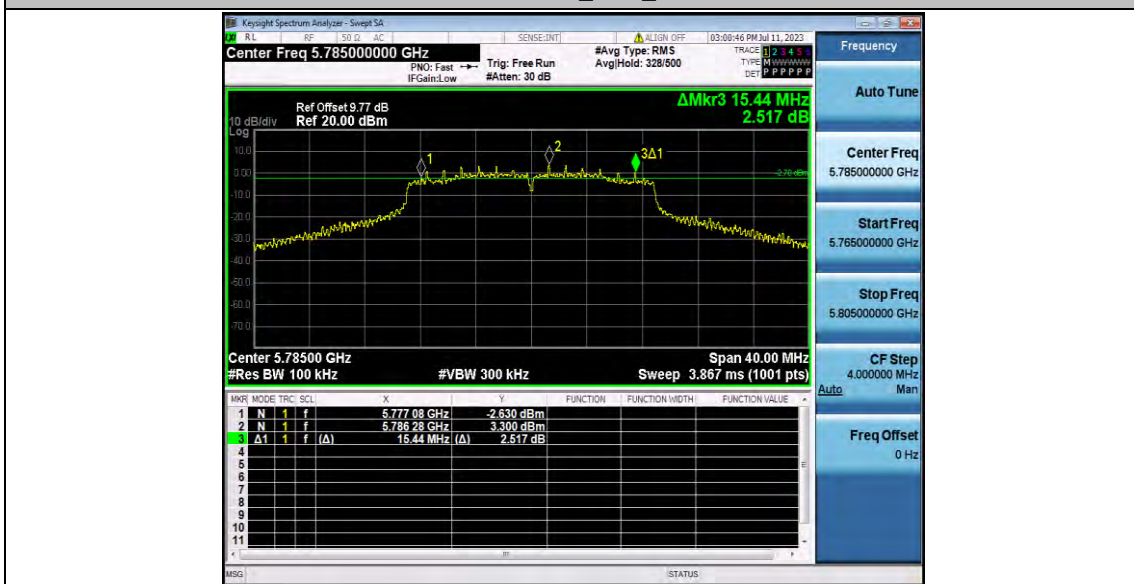
11N40SISO_Ant2_5755



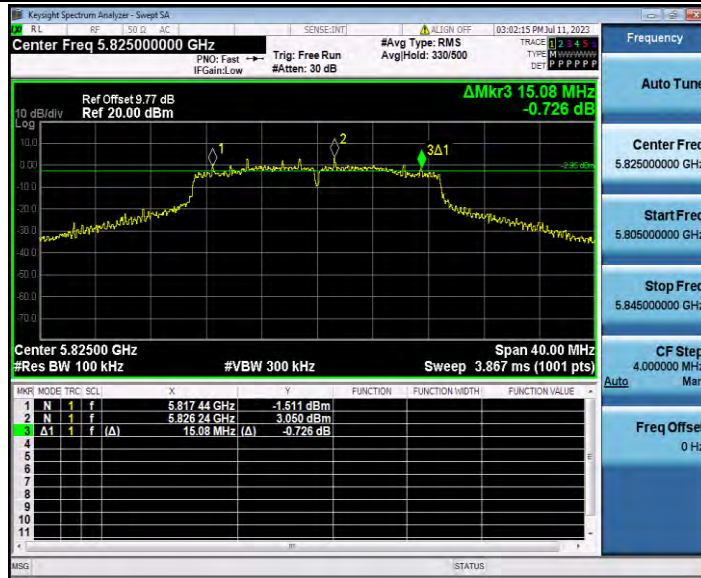
11N40SISO_Ant2_5795



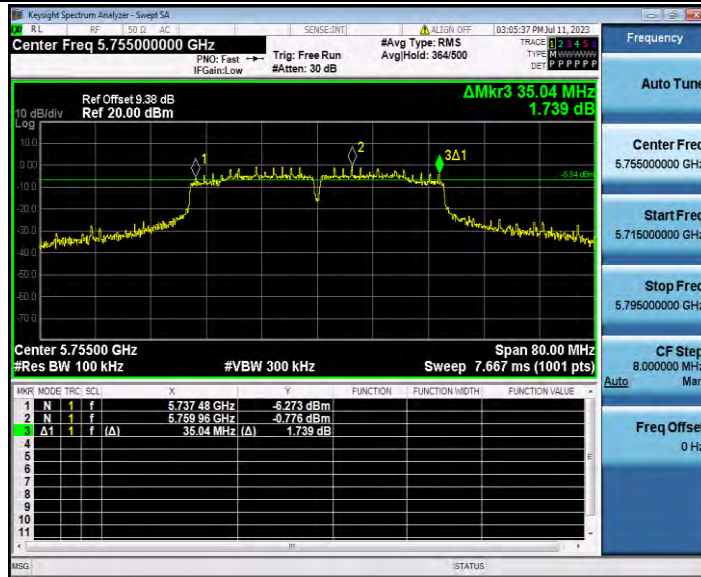
11A20SISO_Ant2_5745



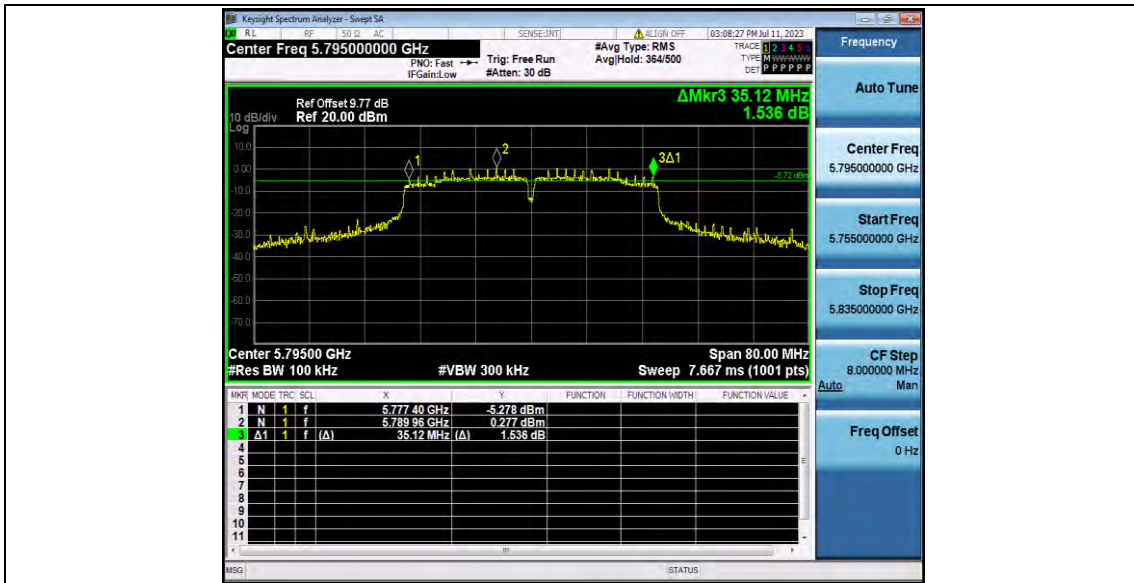
11AC20SISO_Ant2_5785



11AC20SISO_Ant2_5825



11AC40SISO_Ant2_5755



11AC40SISO_Ant2_5795



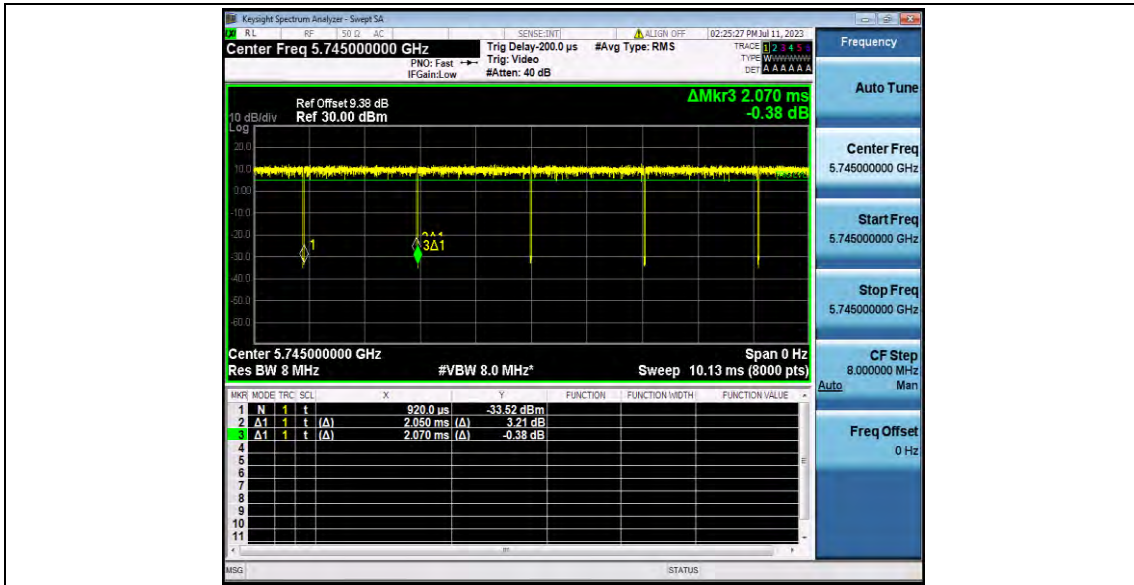
11AC80SISO_Ant2_5775

Appendix E.3: Duty Cycle

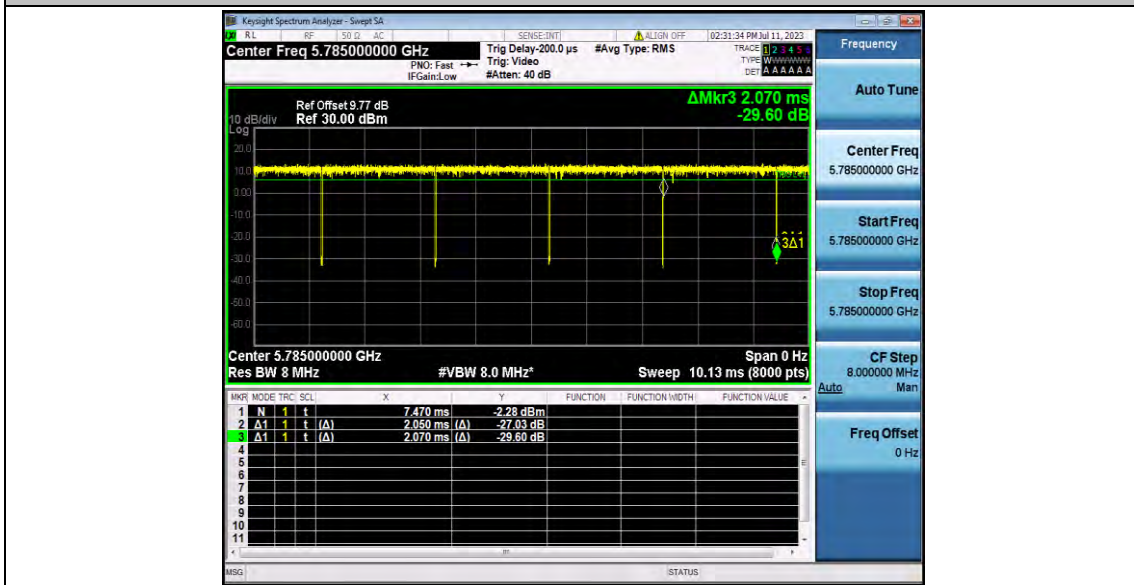
Test Result

Test Mode	Antenna	Frequency[MHz]	Transmission Duration [ms]	Transmission Period [ms]	Duty Cycle [%]
11A	Ant2	5745	2.05	2.07	99.03
		5785	2.05	2.07	99.03
		5825	2.05	2.07	99.03
11N20SISO	Ant2	5745	1.91	1.99	95.98
		5785	1.91	1.99	95.98
		5825	1.91	1.99	95.98
11N40SISO	Ant2	5755	0.94	1.10	85.45
		5795	0.93	1.10	84.55
11AC20SISO	Ant2	5745	1.91	2.00	95.50
		5785	1.92	2.01	95.52
		5825	1.92	2.00	96.00
11AC40SISO	Ant2	5755	0.95	1.12	84.82
		5795	0.94	1.11	84.68
11AC80SISO	Ant2	5775	0.46	0.55	83.64

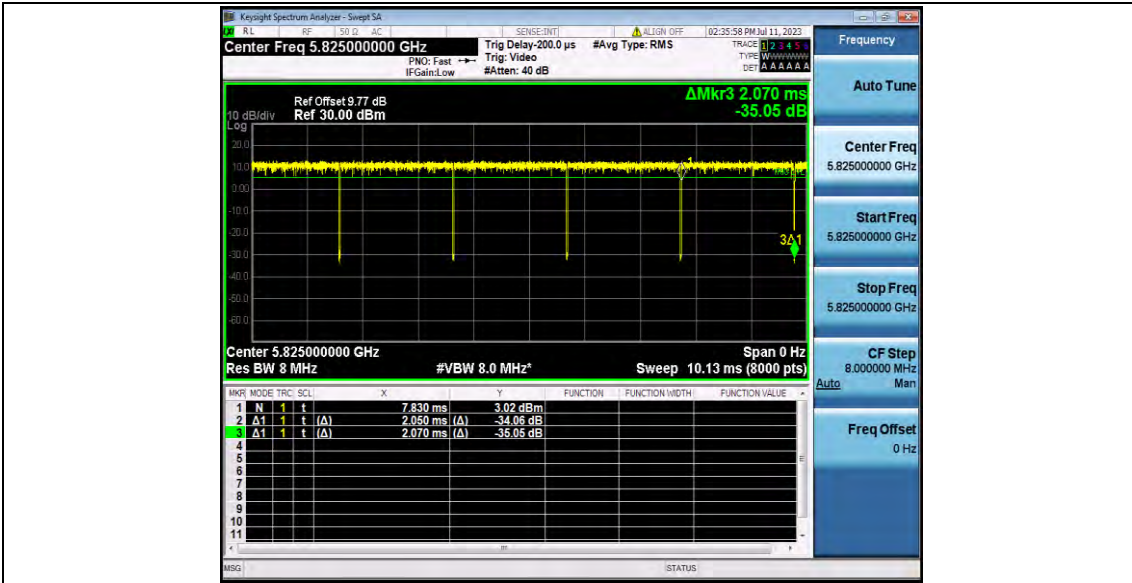
Test Graphs



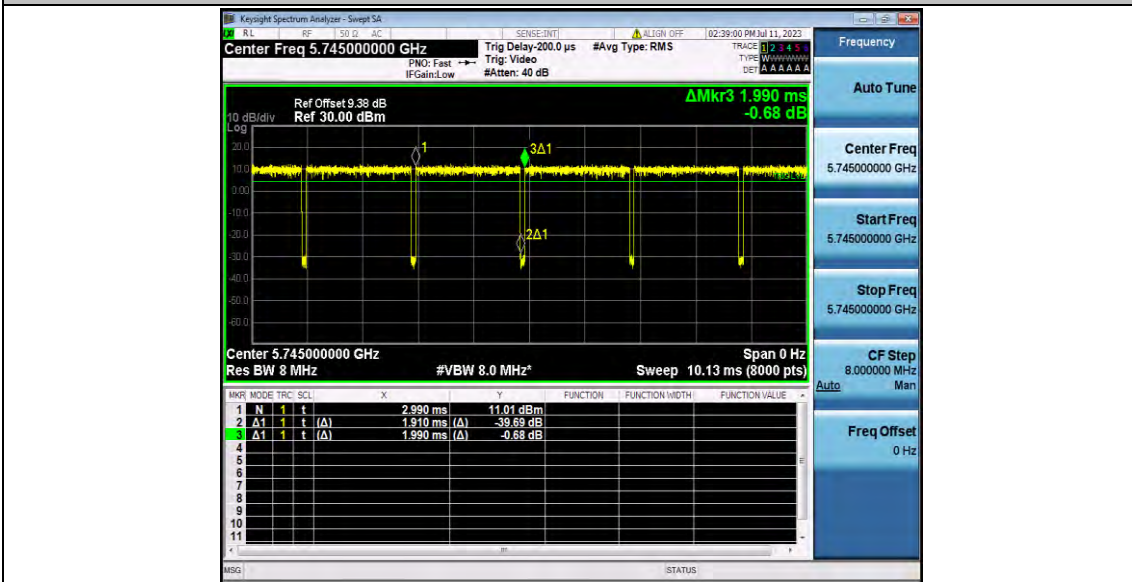
11A_Ant2_5745



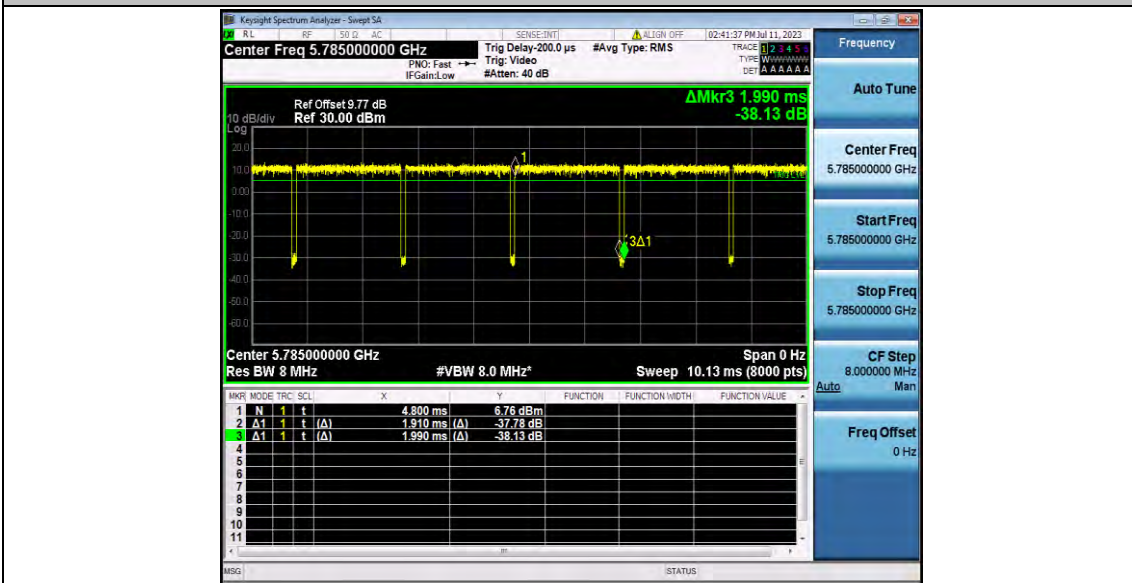
11A_Ant2_5785



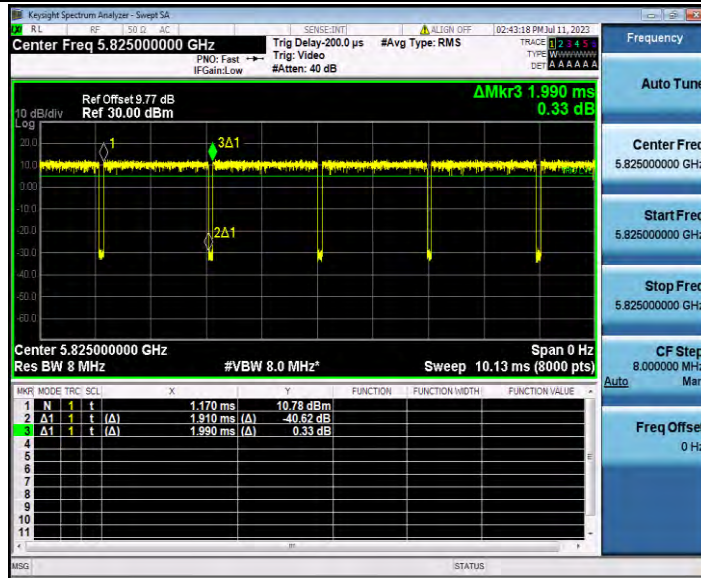
11A_Ant2_5825



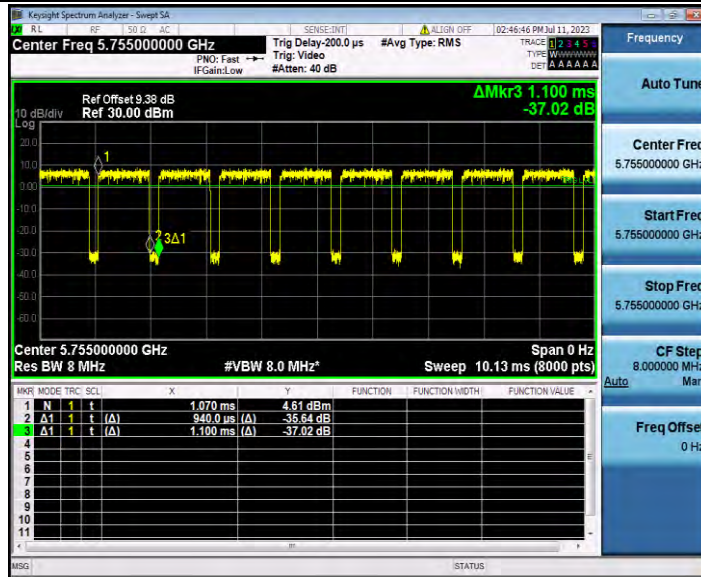
11N20SISO_Ant2_5745



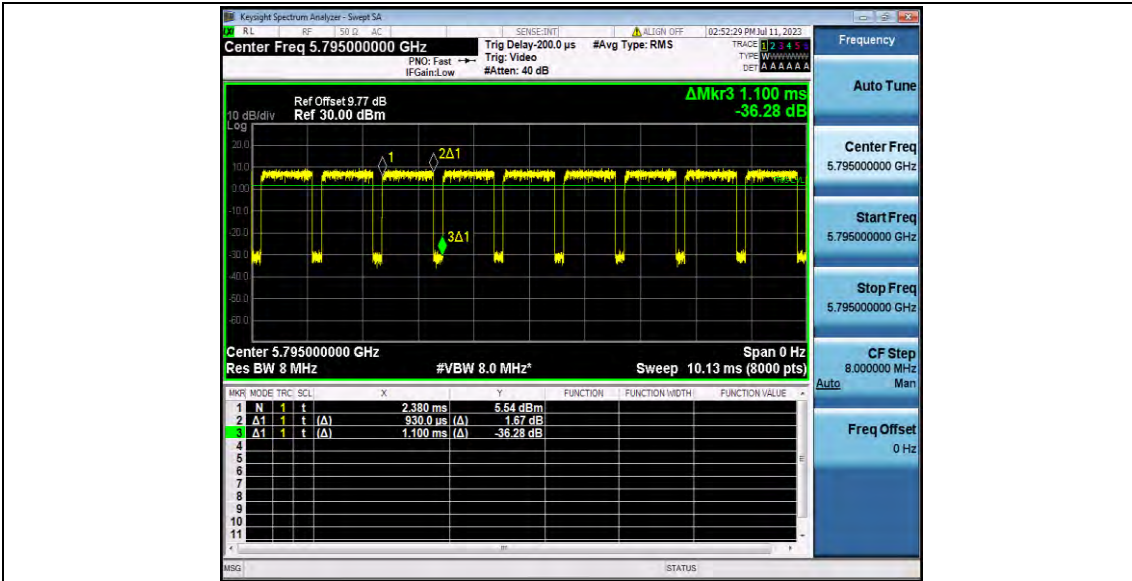
11N20SISO_Ant2_5785



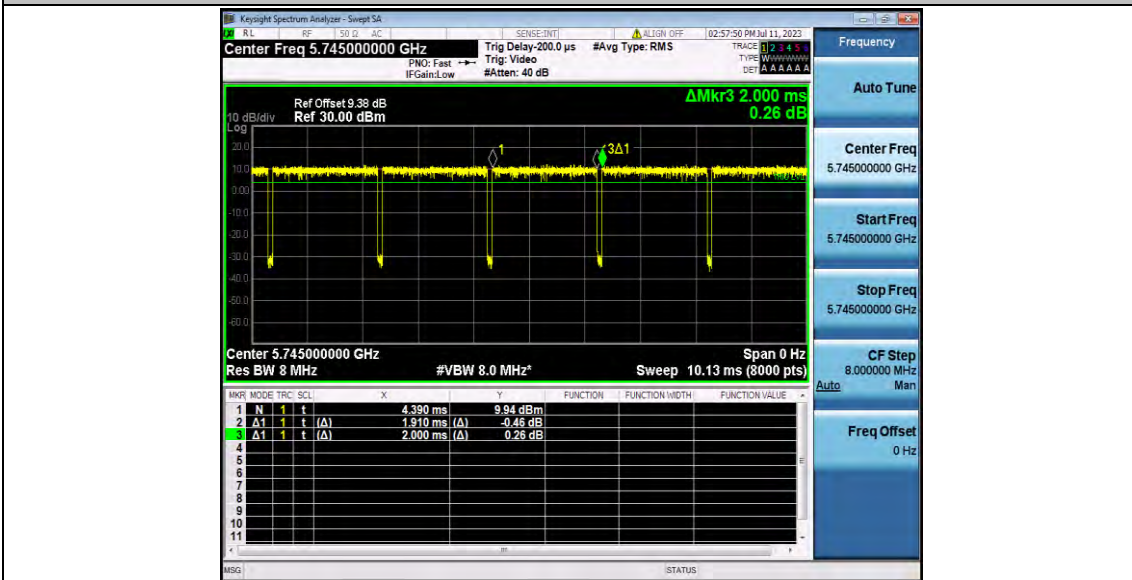
11N20SISO_Ant2_5825



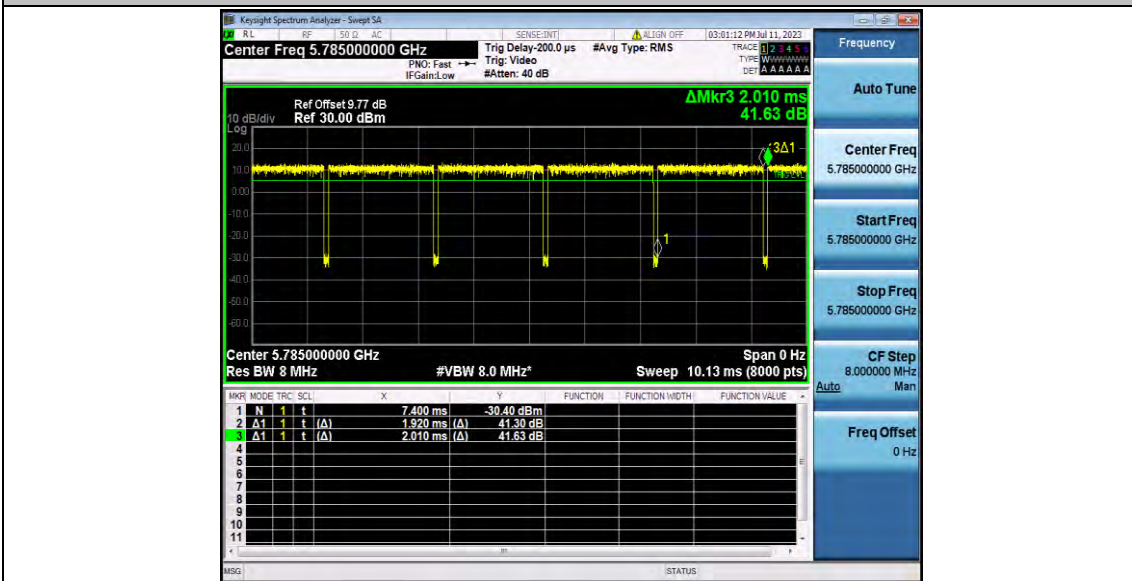
11N40SISO_Ant2_5755



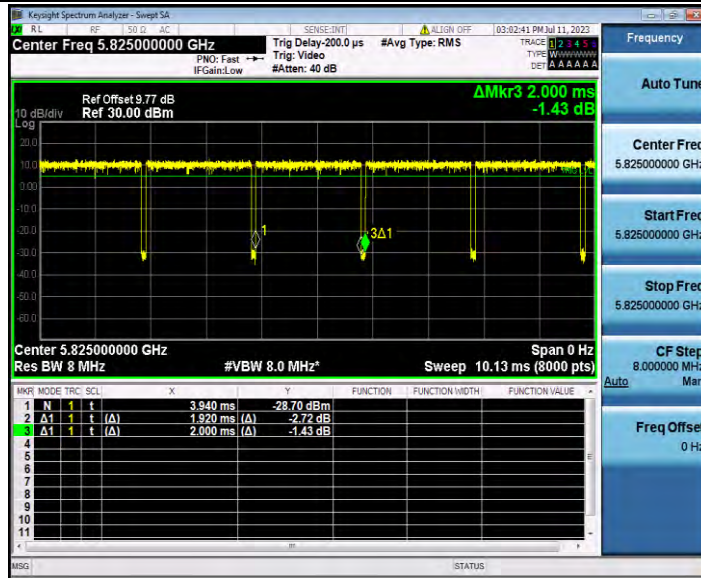
11N40SISO_Ant2_5795



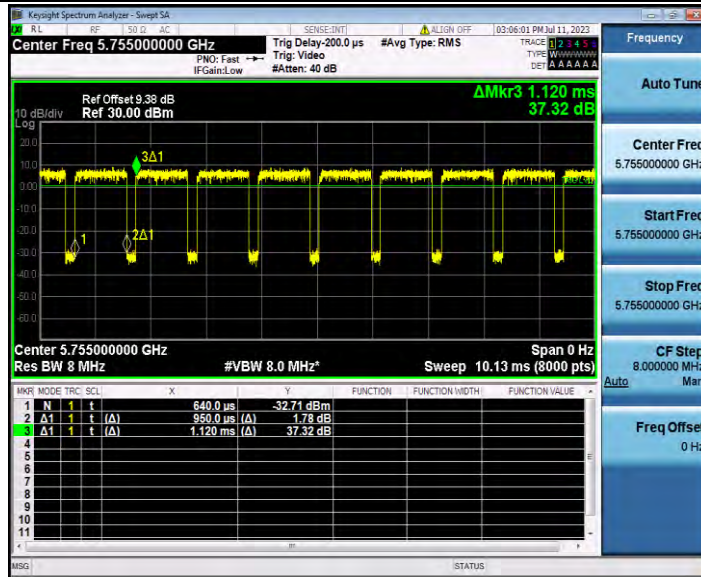
11AC20SISO_Ant2_5745



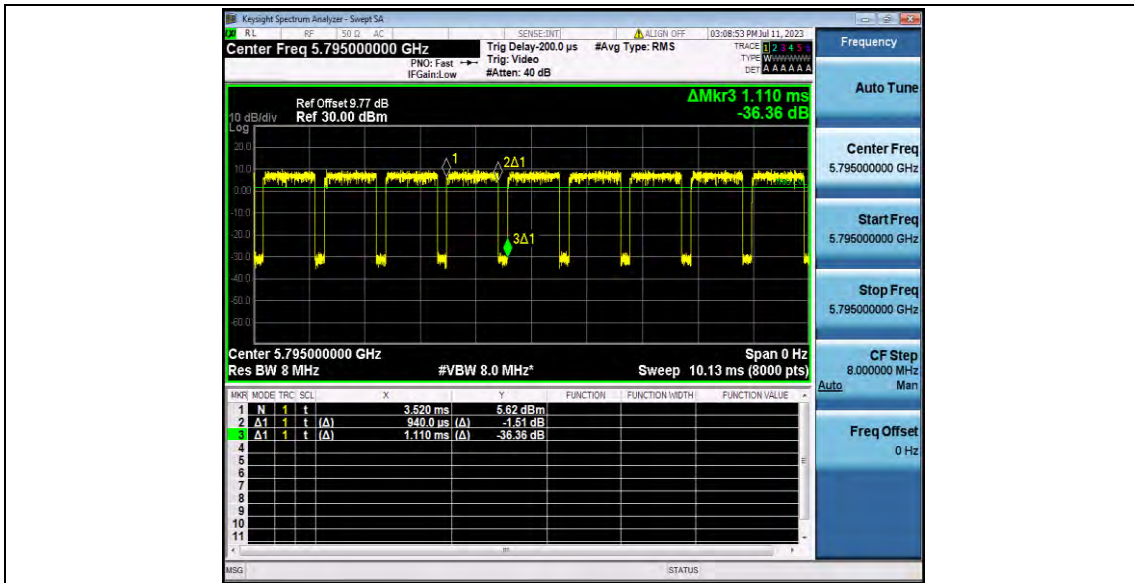
11AC20SISO_Ant2_5785



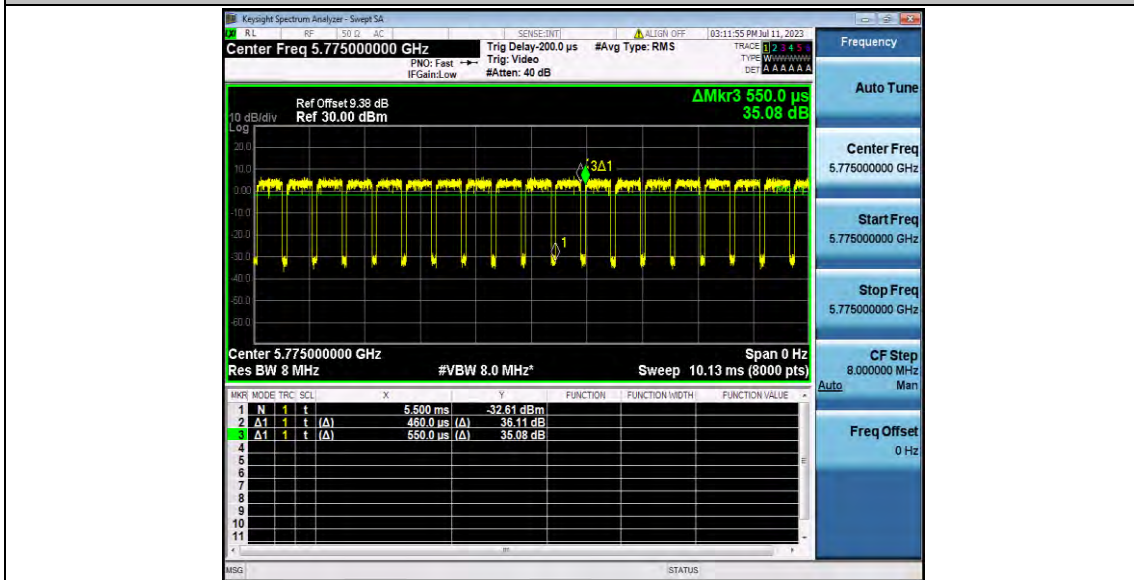
11AC20SISO_Ant2_5825



11AC40SISO_Ant2_5755



11AC40SISO_Ant2_5795



11AC80SISO_Ant2_5775

Appendix E.4: Maximum conducted output power

Test Result Channel Power

Test Mode	Antenna	Frequency[M Hz]	Channel Power [dBm]	Duty Cycle [%]	DC Factor [dBm]	Result [dBm]	Limit [dBm]	Verdict
11A	Ant2	5745	12.35	99.03	0.04	12.39	≤30.00	PASS
		5785	13.56	99.03	0.04	13.60	≤30.00	PASS
		5825	13.29	99.03	0.04	13.33	≤30.00	PASS
11N20SISO	Ant2	5745	12.30	95.98	0.18	12.48	≤30.00	PASS
		5785	13.25	95.98	0.18	13.43	≤30.00	PASS
		5825	12.87	95.98	0.18	13.05	≤30.00	PASS
11N40SISO	Ant2	5755	11.54	85.45	0.68	12.22	≤30.00	PASS
		5795	12.62	84.55	0.73	13.35	≤30.00	PASS
11AC20SIS O	Ant2	5745	11.82	95.50	0.20	12.02	≤30.00	PASS
		5785	13.26	95.52	0.20	13.46	≤30.00	PASS
		5825	12.92	96.00	0.18	13.10	≤30.00	PASS
11AC40SIS O	Ant2	5755	11.60	84.82	0.72	12.32	≤30.00	PASS
		5795	12.57	84.68	0.72	13.29	≤30.00	PASS
11AC80SIS O	Ant2	5775	12.49	83.64	0.78	13.27	≤30.00	PASS

Note: The Duty Cycle Factor is compensated in the graph.

Appendix E.5: Maximum power spectral density

Test Result

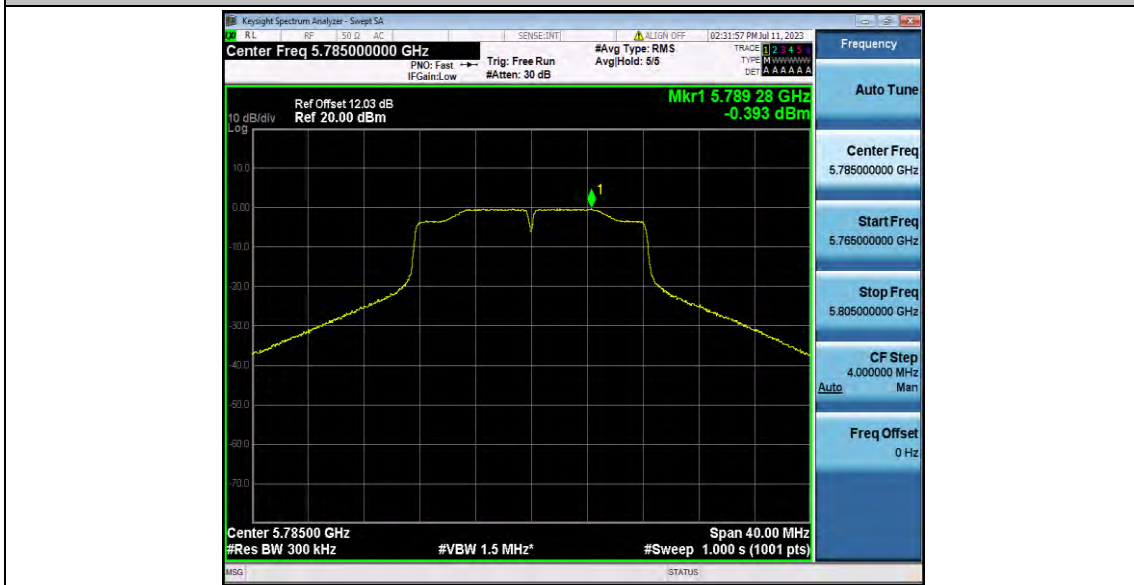
Test Mode	Antenna	Frequency[MHz]	Result [dBm/MHz]	Limit[dBm/MHz]	Verdict
11A	Ant2	5745	-1.61	≤30.00	PASS
		5785	-0.39	≤30.00	PASS
		5825	-0.54	≤30.00	PASS
11N20SISO	Ant2	5745	-1.36	≤30.00	PASS
		5785	-0.25	≤30.00	PASS
		5825	-0.65	≤30.00	PASS
11N40SISO	Ant2	5755	-4.3	≤30.00	PASS
		5795	-3.54	≤30.00	PASS
11AC20SISO	Ant2	5745	-1.72	≤30.00	PASS
		5785	-0.29	≤30.00	PASS
		5825	-0.59	≤30.00	PASS
11AC40SISO	Ant2	5755	-4.47	≤30.00	PASS
		5795	-3.6	≤30.00	PASS
11AC80SISO	Ant2	5775	-6.52	≤30.00	PASS

Note: 1.The Result and Limit Unit is dBm/500 kHz in the band 5.725–5.85 GHz.
 2.The Duty Cycle Factor and RBW Factor is compensated in the graph.

Test Graphs



11A_Ant2_5745



11A_Ant2_5785



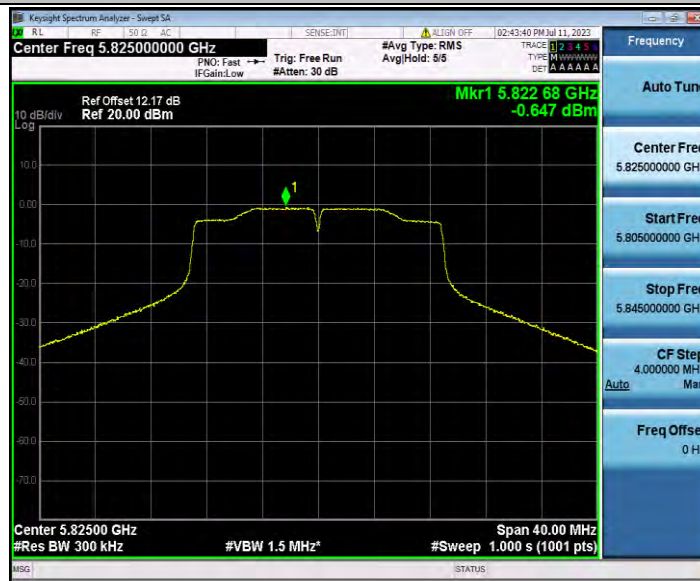
11A_Ant2_5825



11N20SISO_Ant2_5745



11N20SISO_Ant2_5785



11N20SISO_Ant2_5825



11N40SISO_Ant2_5755



11N40SISO_Ant2_5795



11AC20SISO_Ant2_5745



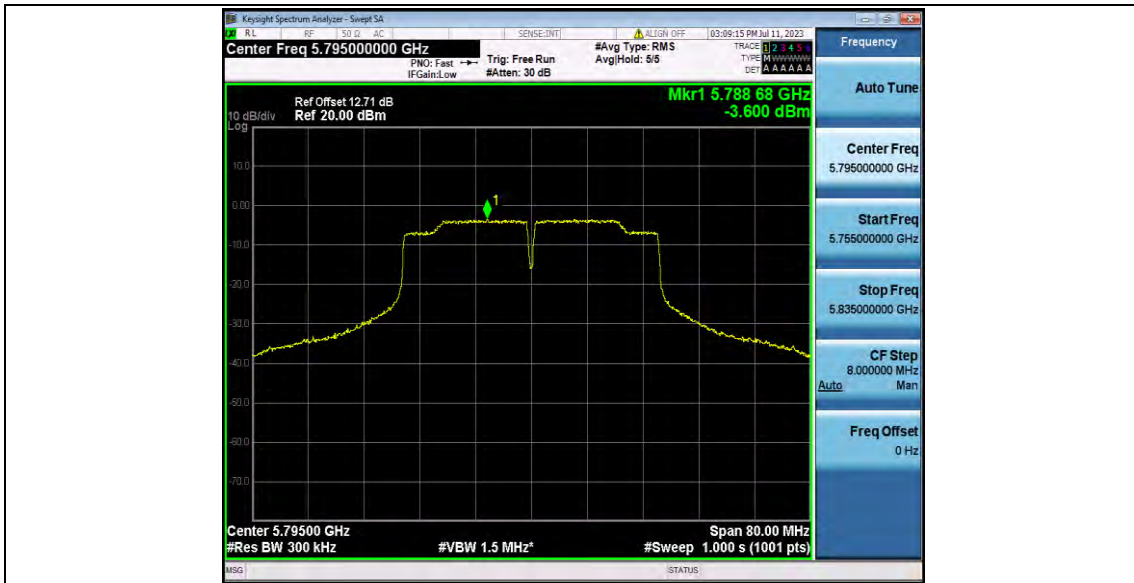
11AC20SISO_Ant2_5785



11AC20SISO_Ant2_5825



11AC40SISO_Ant2_5755



11AC40SISO_Ant2_5795



11AC80SISO_Ant2_5775

Appendix E.6: Band edge measurements

Test Result B4

TestMode	Antenna	ChName	Frequency[MHz]	FreqRange [MHz]	Result [dBm]	Limit [dBm]	Verdict
11A	Ant2	Low	5745	5650~5700	-36.87	≤6.06	PASS
				5700~5720	-30.37	≤15.37	PASS
				5720~5725	-24.31	≤25.26	PASS
				5760~5650	-39.59	≤-27	PASS
		High	5825	5850~5855	-31.5	≤16.10	PASS
				5855~5875	-33.97	≤10.36	PASS
				5875~5925	-38.13	≤-26.56	PASS
				5925~5935	-38.55	≤-27	PASS
11N20SIS O	Ant2	Low	5745	5650~5700	-35.77	≤4.02	PASS
				5700~5720	-28.96	≤15.43	PASS
				5720~5725	-21.11	≤26.57	PASS
				5760~5650	-39.84	≤-27	PASS
		High	5825	5850~5855	-28.97	≤15.79	PASS
				5855~5875	-34.55	≤10.78	PASS
				5875~5925	-37.99	≤-17.96	PASS
				5925~5935	-38.09	≤-27	PASS
11N40SIS O	Ant2	Low	5755	5650~5700	-31.81	≤9.26	PASS
				5700~5720	-23.05	≤15.35	PASS
				5720~5725	-21.8	≤23.12	PASS
				5780~5650	-39.46	≤-27	PASS
		High	5795	5850~5855	-34.26	≤21.30	PASS
				5855~5875	-35.37	≤10.46	PASS
				5875~5925	-37.97	≤-15.93	PASS
				5925~5935	-38.5	≤-27	PASS
11AC20SI SO	Ant2	Low	5745	5650~5700	-35.81	≤7.94	PASS
				5700~5720	-29.53	≤15.53	PASS
				5720~5725	-23.21	≤24.99	PASS
				5760~5650	-38.62	≤-27	PASS
		High	5825	5850~5855	-30.15	≤15.79	PASS
				5855~5875	-34.47	≤10.48	PASS
				5875~5925	-37.57	≤-18.26	PASS
				5925~5935	-39.03	≤-27	PASS
11AC40SI SO	Ant2	Low	5755	5650~5700	-30.94	≤9.86	PASS
				5700~5720	-23.57	≤14.94	PASS
				5720~5725	-22.36	≤18.51	PASS
				5780~5650	-39.82	≤-27	PASS

		High	5795	5850~5855	-36.41	≤ 26.94	PASS
				5855~5875	-35.63	≤ 11.15	PASS
				5875~5925	-37.62	≤ -16.91	PASS
				5925~5935	-38.34	≤ -27	PASS
11AC80SI SO	Ant2	Low	5775	5650~5700	-22.17	≤ 9.22	PASS
				5700~5720	-14.96	≤ 15.52	PASS
				5720~5725	-14.86	≤ 22.71	PASS
				5800~5650	-34.87	≤ -27	PASS
		High	5775	5850~5855	-20.81	≤ 23.81	PASS
				5855~5875	-21.2	≤ 10.02	PASS
				5875~5925	-29.23	≤ -26.54	PASS
				5925~5935	-37.71	≤ -27	PASS

Test Graphs B4



11A_Ant2_Low_5745



11A_Ant2_High_5825



11N20SISO_Ant2_Low_5745



11N20SISO_Ant2_High_5825



11N40SISO_Ant2_Low_5755



11N40SISO_Ant2_High_5795



11AC20SISO_Ant2_Low_5745



11AC20SISO_Ant2_High_5825



11AC40SISO_Ant2_Low_5755



11AC40SISO_Ant2_High_5795



11AC80SISO_Ant2_Low_5775



11AC80SISO_Ant2_High_5775

Appendix E.7: Conducted Spurious Emission

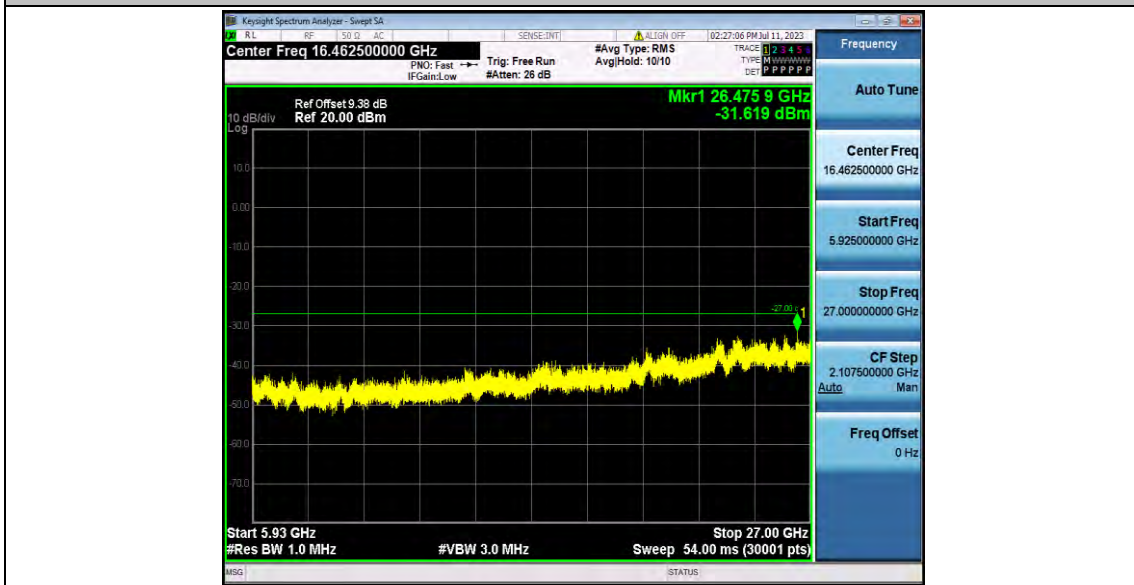
Test Result

Test Mode	Antenna	Frequency[MHz]	FreqRange [MHz]	Max. Fre [MHz]	Max. Level [dBm]	Limit [dBm]	Verdict
11A	Ant2	5745	30~5650	5461.54	-40.21	≤-27	PASS
			5925~40000	26475.94	-31.62	≤-27	PASS
		5785	30~5650	4913.22	-39.76	≤-27	PASS
			5925~40000	24831.38	-32.41	≤-27	PASS
		5825	30~5650	5439.62	-40.48	≤-27	PASS
			5925~40000	26580.61	-31.74	≤-27	PASS
11N20SISO	Ant2	5745	30~5650	5591.55	-40.45	≤-27	PASS
			5925~40000	23491.01	-32.2	≤-27	PASS
		5785	30~5650	5454.24	-39.7	≤-27	PASS
			5925~40000	26740.78	-31.95	≤-27	PASS
		5825	30~5650	4992.09	-40.27	≤-27	PASS
			5925~40000	26690.9	-31.76	≤-27	PASS
11N40SISO	Ant2	5755	30~5650	5584.81	-40.33	≤-27	PASS
			5925~40000	24251.82	-32.14	≤-27	PASS
		5795	30~5650	2573.99	-40.6	≤-27	PASS
			5925~40000	24325.58	-31.82	≤-27	PASS
11AC20SISO	Ant2	5745	30~5650	5491.14	-40.26	≤-27	PASS
			5925~40000	26958.55	-32.67	≤-27	PASS
		5785	30~5650	5464.54	-40.28	≤-27	PASS
			5925~40000	26102.21	-31.88	≤-27	PASS
		5825	30~5650	5460.61	-40.58	≤-27	PASS
			5925~40000	24824.36	-32.63	≤-27	PASS
11AC40SISO	Ant2	5755	30~5650	5474.09	-40.84	≤-27	PASS
			5925~40000	26582.01	-32.7	≤-27	PASS
		5795	30~5650	5509.13	-39.7	≤-27	PASS
			5925~40000	25185.44	-32.1	≤-27	PASS
11AC80SISO	Ant2	5775	30~5650	5642.88	-36.16	≤-27	PASS
			5925~40000	25071.64	-31.63	≤-27	PASS

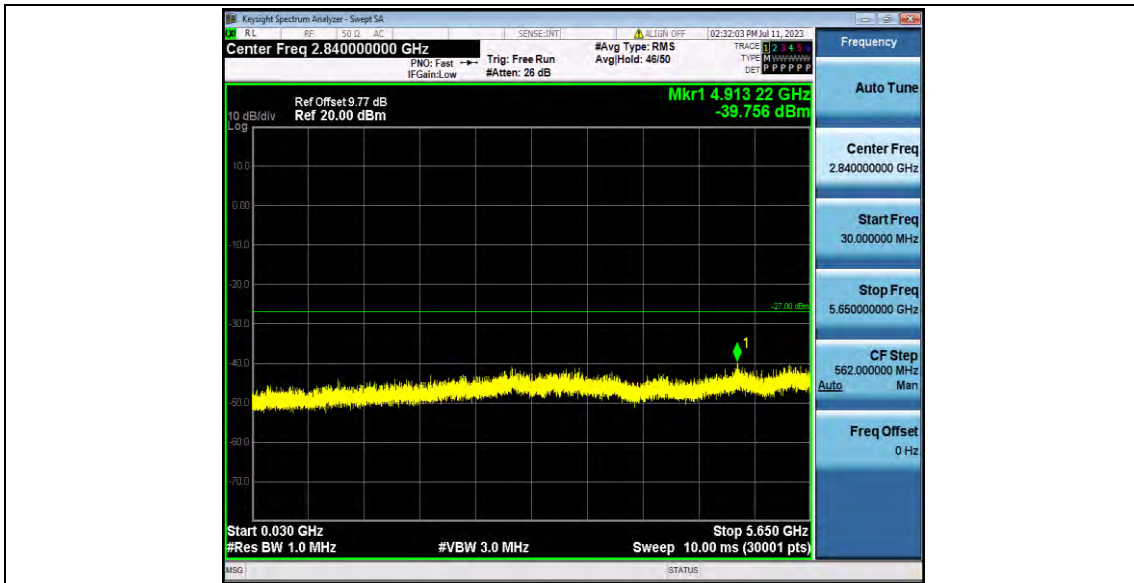
Test Graphs



11A_Ant2_5745_30~5650



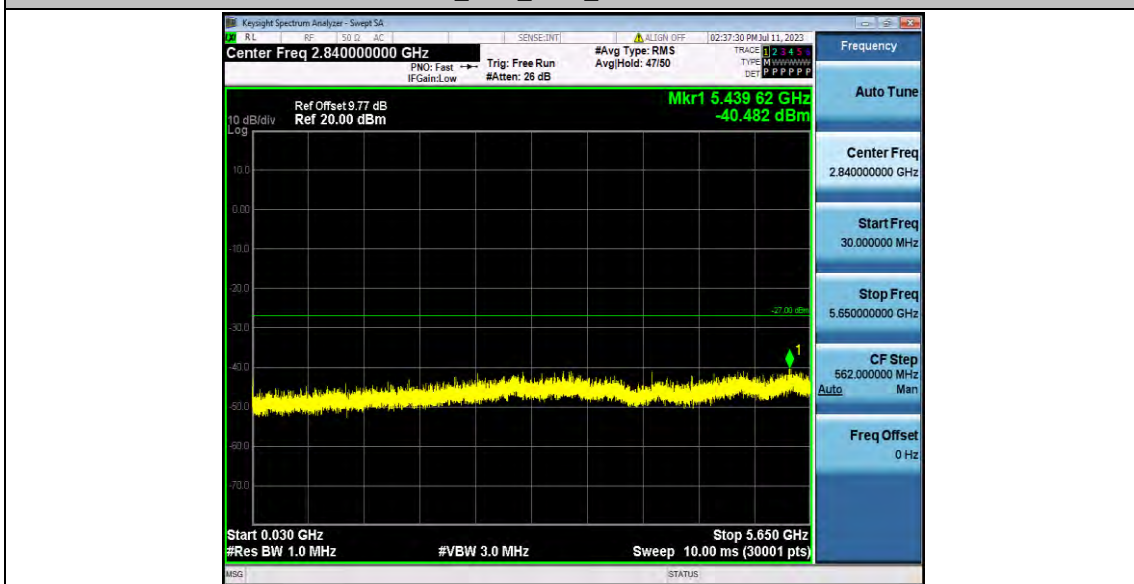
11A_Ant2_5745_5925~40000



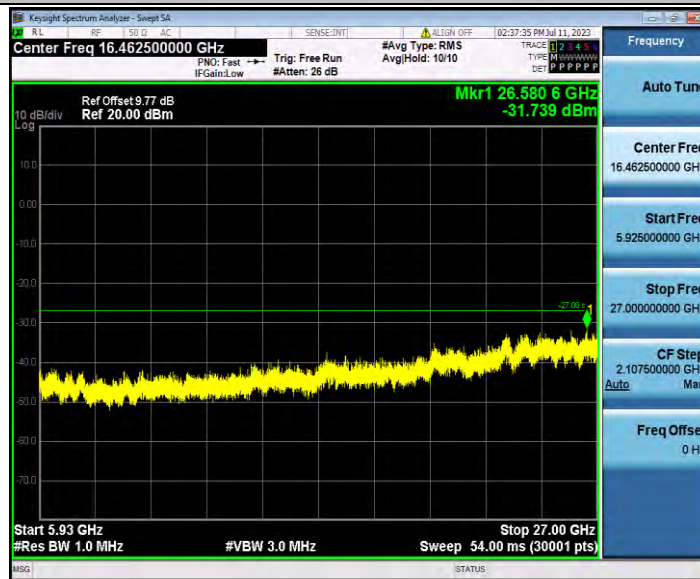
11A_Ant2_5785_30~5650



11A_Ant2_5785_5925~40000



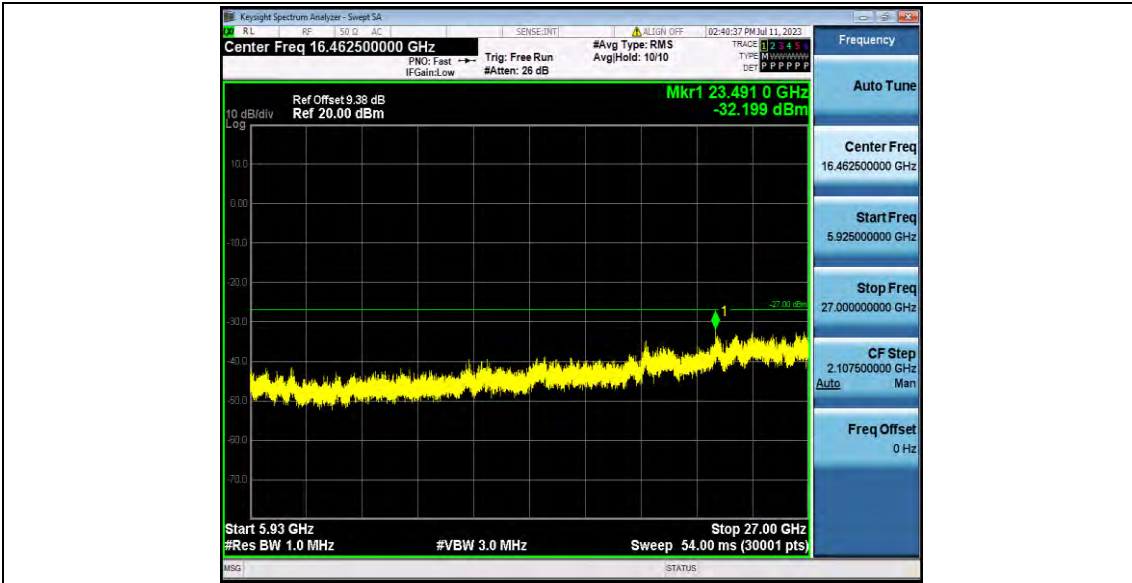
11A_Ant2_5825_30~5650



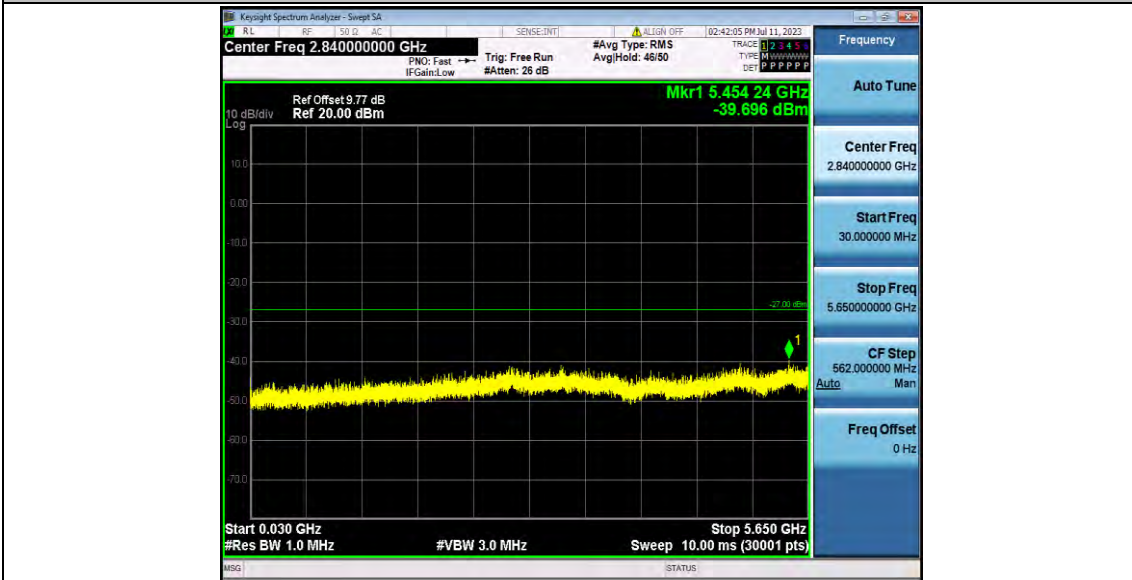
11A_Ant2_5825_5925~40000



11N20SISO_Ant2_5745_30~5650



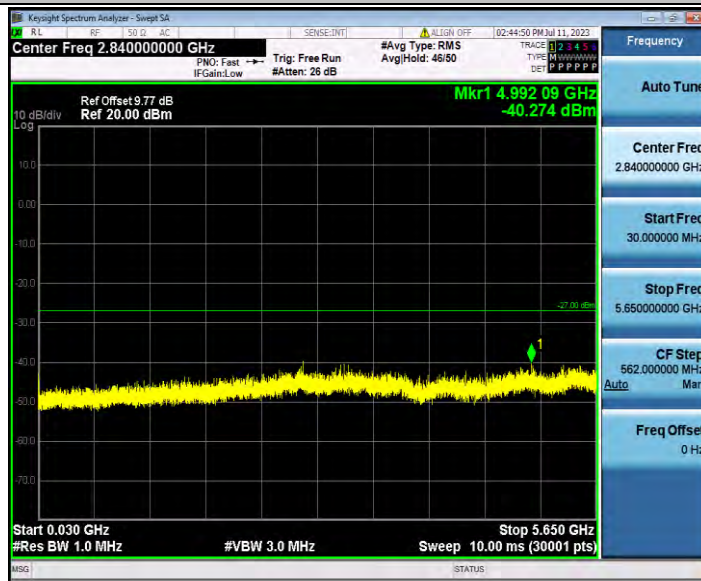
11N20SISO_Ant2_5745_5925~40000



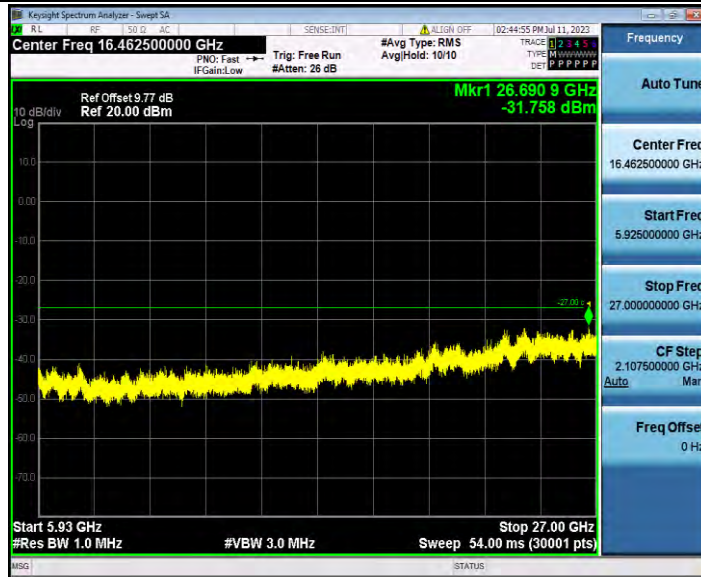
11N20SISO_Ant2_5785_30~5650



11N20SISO_Ant2_5785_5925~40000



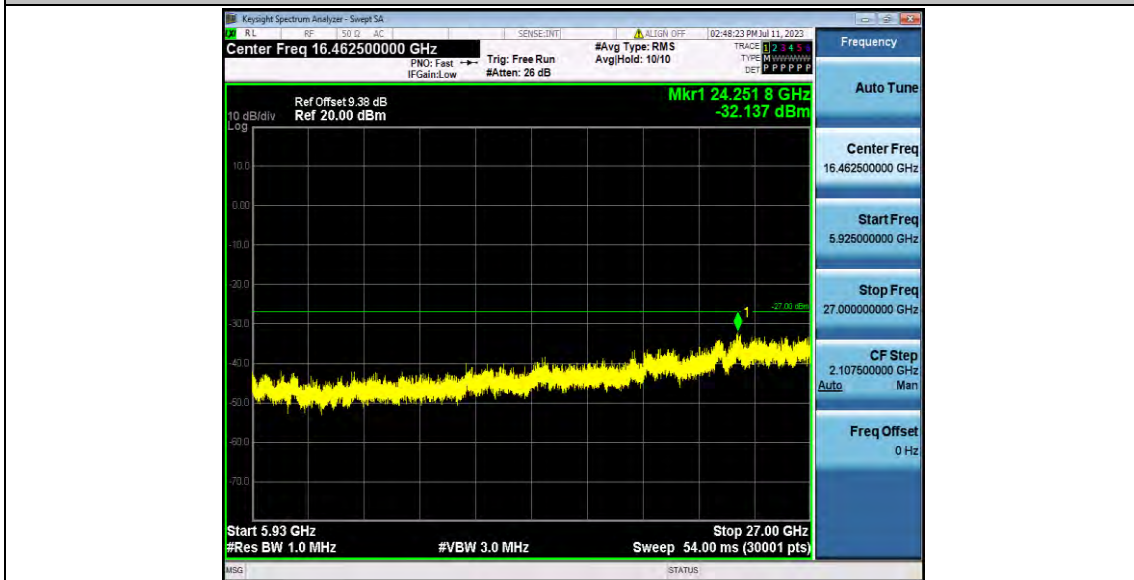
11N20SISO_Ant2_5825_30~5650



11N20SISO_Ant2_5825_5925~40000



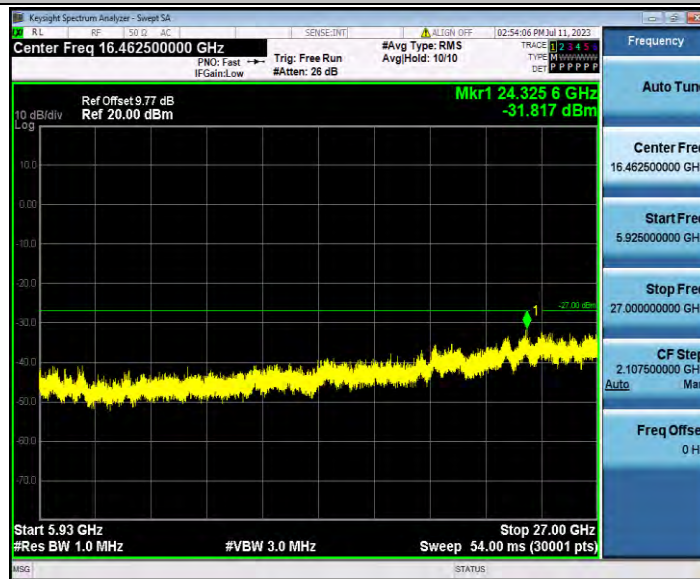
11N40SISO_Ant2_5755_30~5650



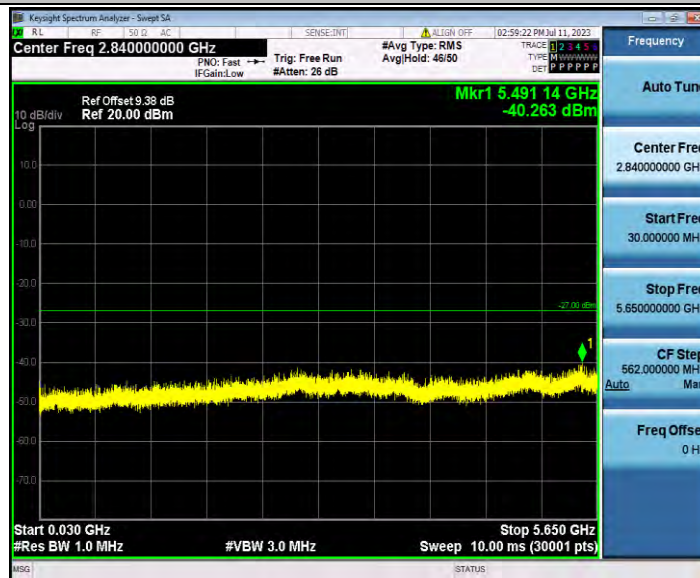
11N40SISO_Ant2_5755_5925~40000



11N40SISO_Ant2_5795_30~5650



11N40SISO_Ant2_5795_5925~40000



11AC20SISO_Ant2_5745_30~5650



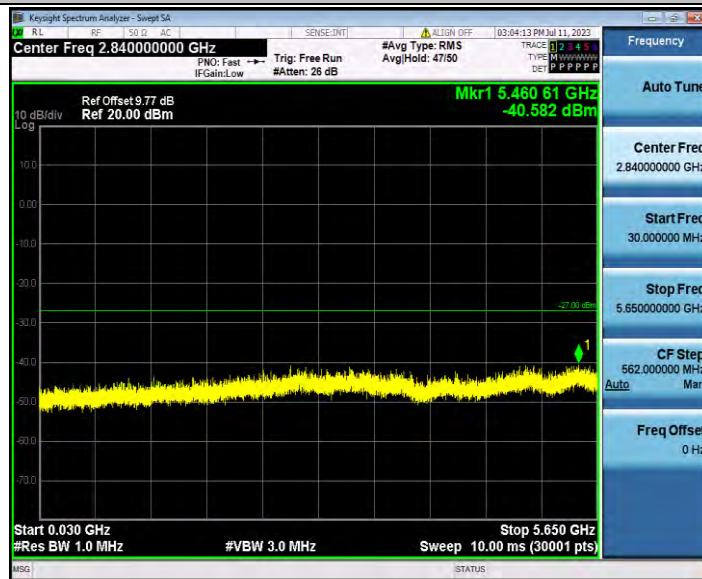
11AC20SISO_Ant2_5745_5925~4000



11AC20SISO_Ant2_5785_30~5650



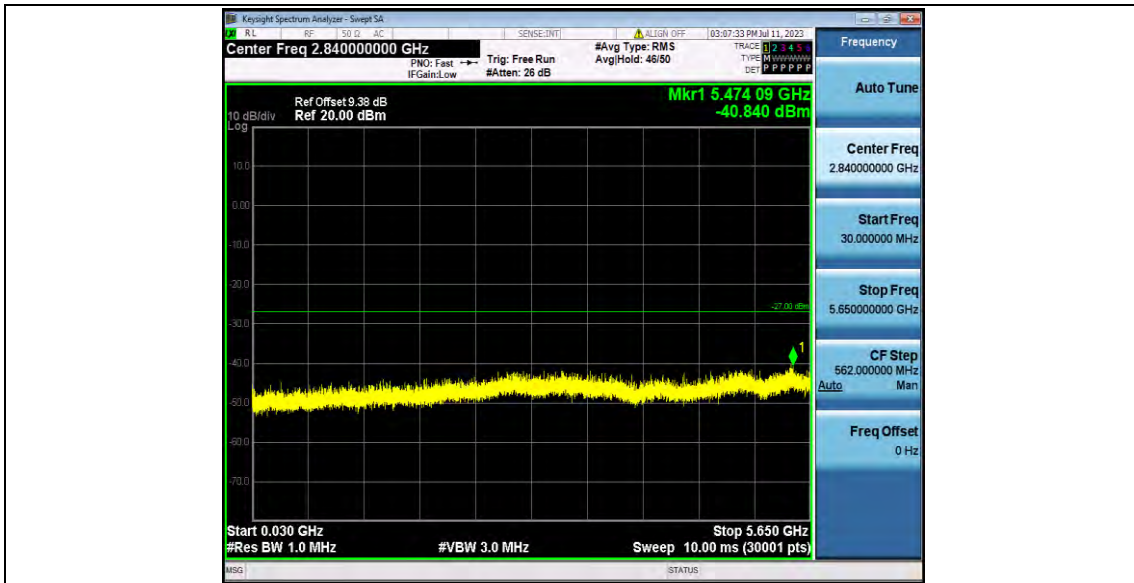
11AC20SISO_Ant2_5785_5925~40000



11AC20SISO_Ant2_5825_30~5650



11AC20SISO_Ant2_5825_5925~40000



11AC40SISO_Ant2_5755_30~5650



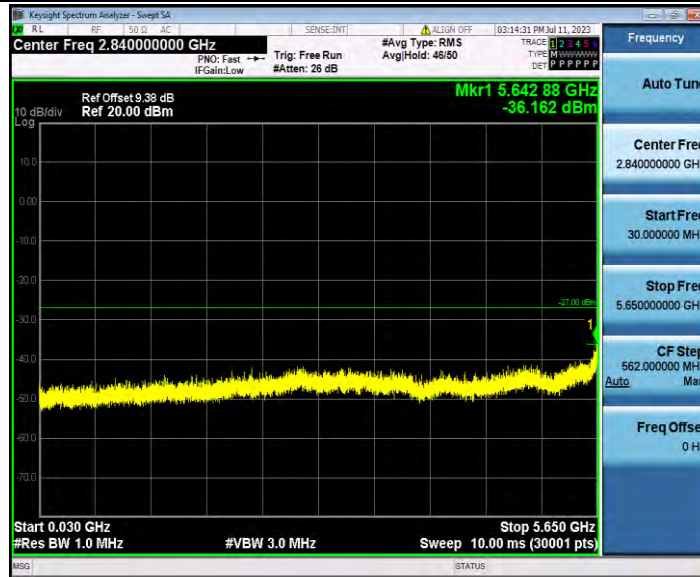
11AC40SISO_Ant2_5755_5925~40000



11AC40SISO_Ant2_5795_30~5650



11AC40SISO_Ant2_5795_5925~40000



11AC80SISO_Ant2_5775_30~5650

