

## Antenna Specification

**FCC ID:** 2A4DH-0821

**IC ID:** 24273-0821

**Model number:** C2N6L4

### **Frequency range of operation:**

Wi-Fi Antenna:

- Wi-Fi: 2.4 to 2.48 GHz and 5.15 to 5.85 GHz

BT Antenna:

- Bluetooth: 2.4 to 2.48 GHz

### **Antenna Types:**

Wi-Fi: PCB PIFA antenna, BT antenna: PCB PIFA antenna

### **Antenna Gain:**

Frequency	Peak Gain (dbi)	
	Wi-Fi (Ant1)	BT (Ant2)
	PIFA	PIFA
2400-2500MHz	4.6	4.0
5150-5250MHz	6	-
5250-5350MHz	6.2	-
5470-5725MHz	6	-
5725-5850MHz	6	-

**Measurement Test Method:**

Solder pigtailed on feeding point of antenna and measure passive antenna performance by BNA and OTA chamber system.

**Test Equipment used:**

VNA: R&S ZNB 8

OTA chamber: R&S TS8991

**Software for Measurement:**

R&S AMS32

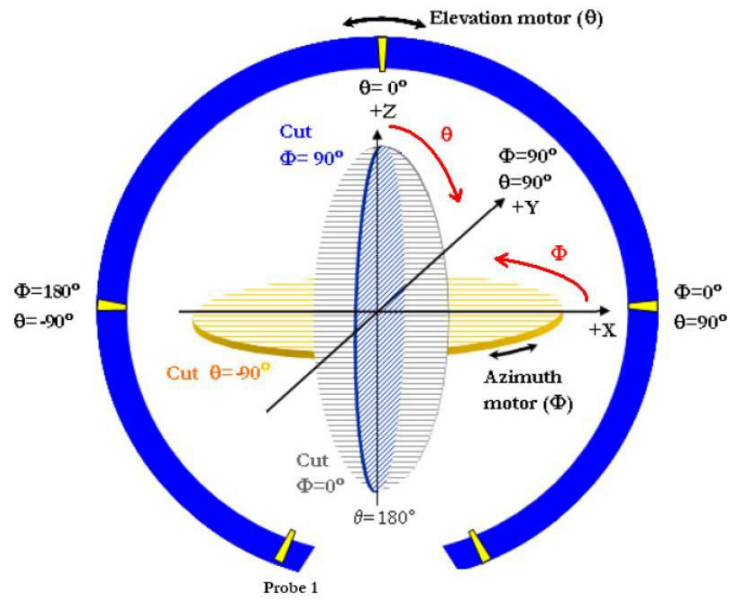
**Test Set-up:**

1. Set up the device on the turn table and connect the pigtailed to the RF cable.
2. Measure the 3D passive performance according to the following coordinate axis.

Turntable – Phi: 0-165°, step size: 15°, clockwise rotation

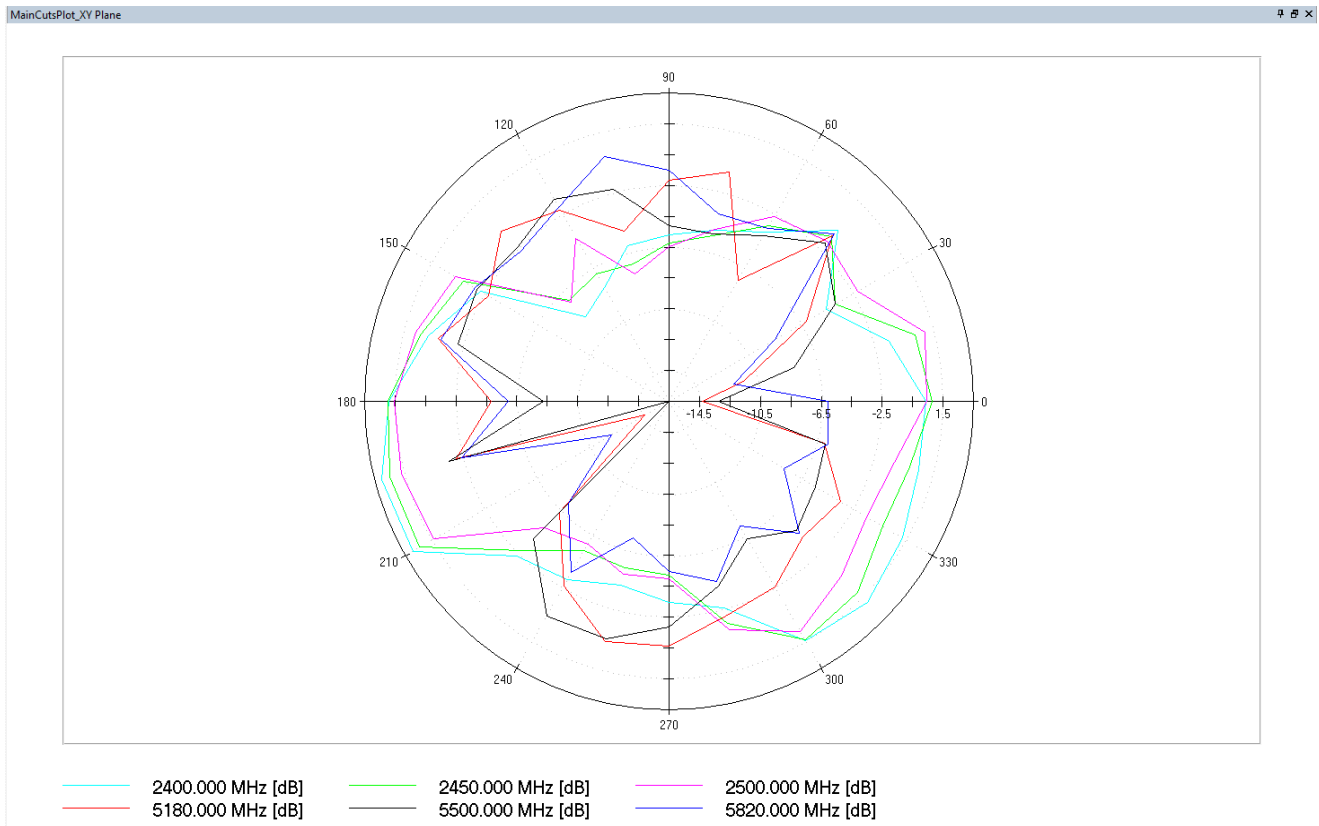
**Please see separate test set-up exhibit for setup photographs**

### Antenna Radiated Pattern Orientation:

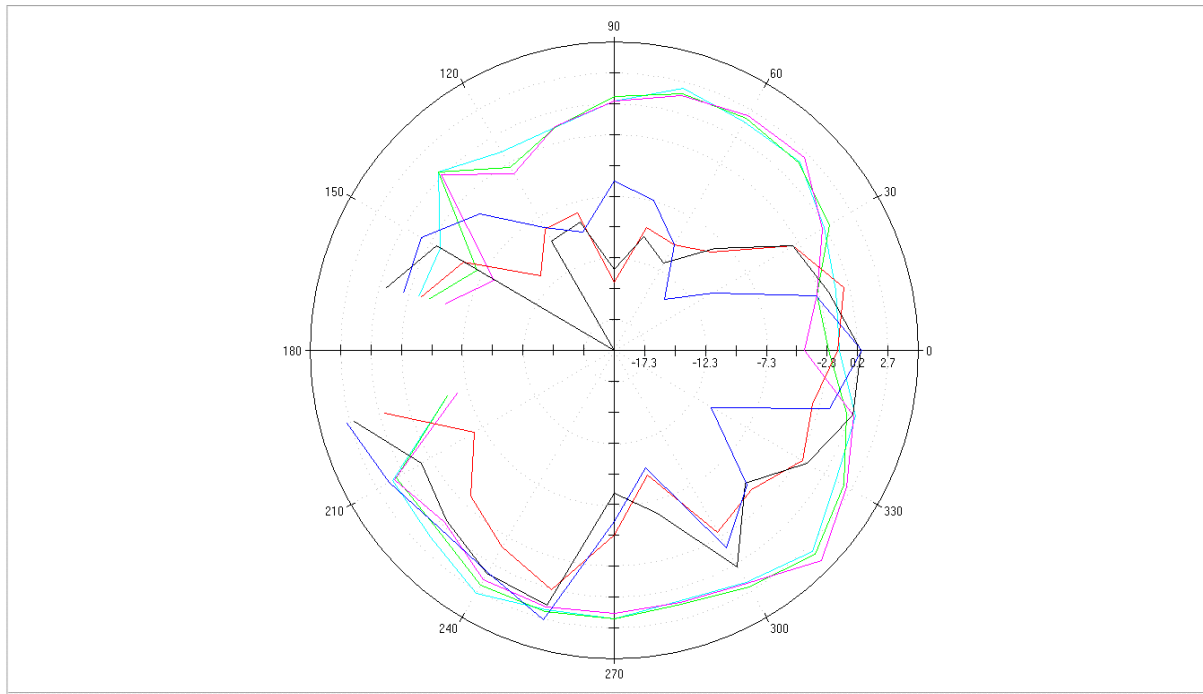


### Wi-Fi Antenna 0

### WLAN (2400~2500MHz and 5100~5800MHz)

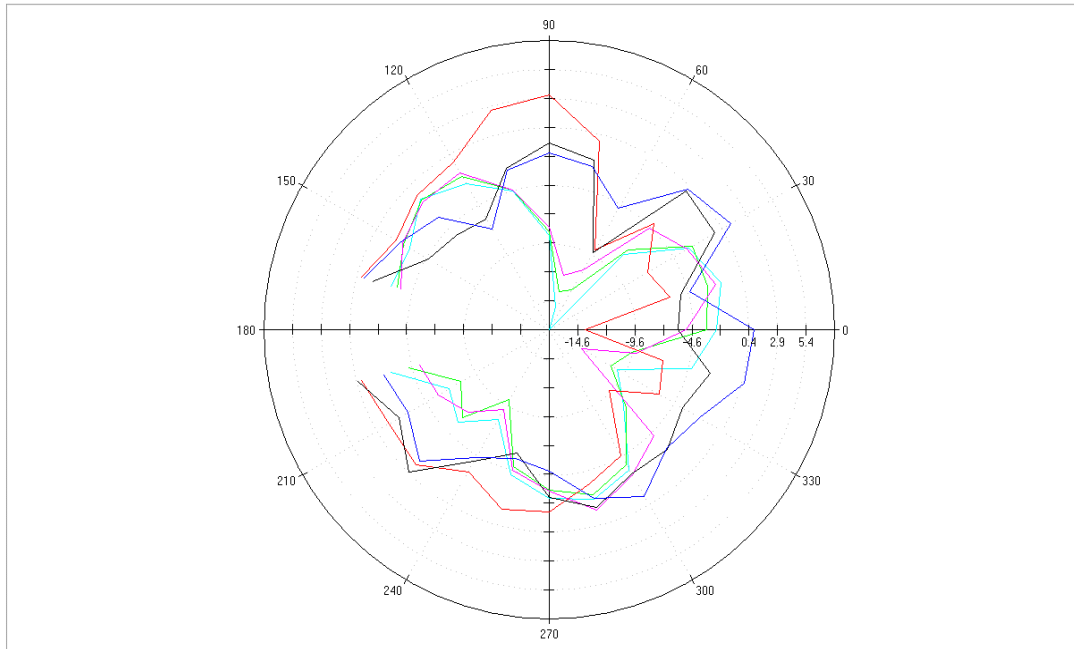


XY plane



- 2400.000 MHz [dB]
- 2450.000 MHz [dB]
- 2500.000 MHz [dB]
- 5180.000 MHz [dB]
- 5500.000 MHz [dB]
- 5820.000 MHz [dB]

XZ plane



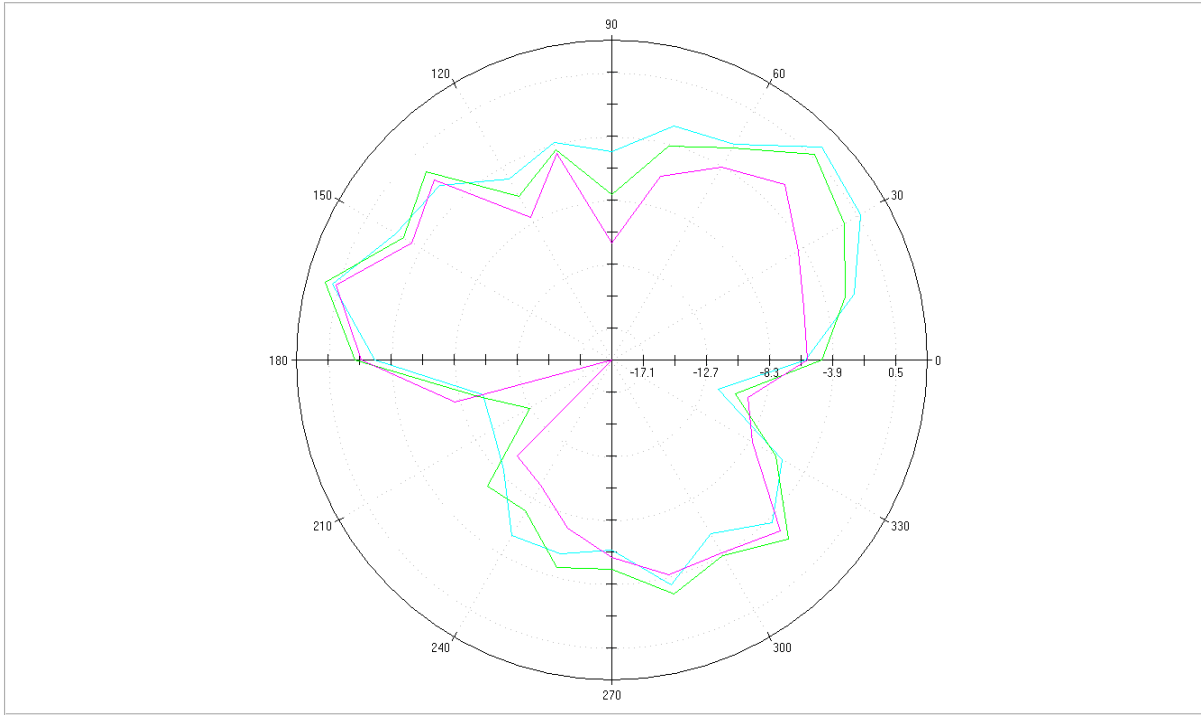
- 2400.000 MHz [dB]
- 2450.000 MHz [dB]
- 2500.000 MHz [dB]
- 5180.000 MHz [dB]
- 5500.000 MHz [dB]
- 5820.000 MHz [dB]

YZ plane

# BT Antenna

MainCutsPlot\_XY Plane

✕

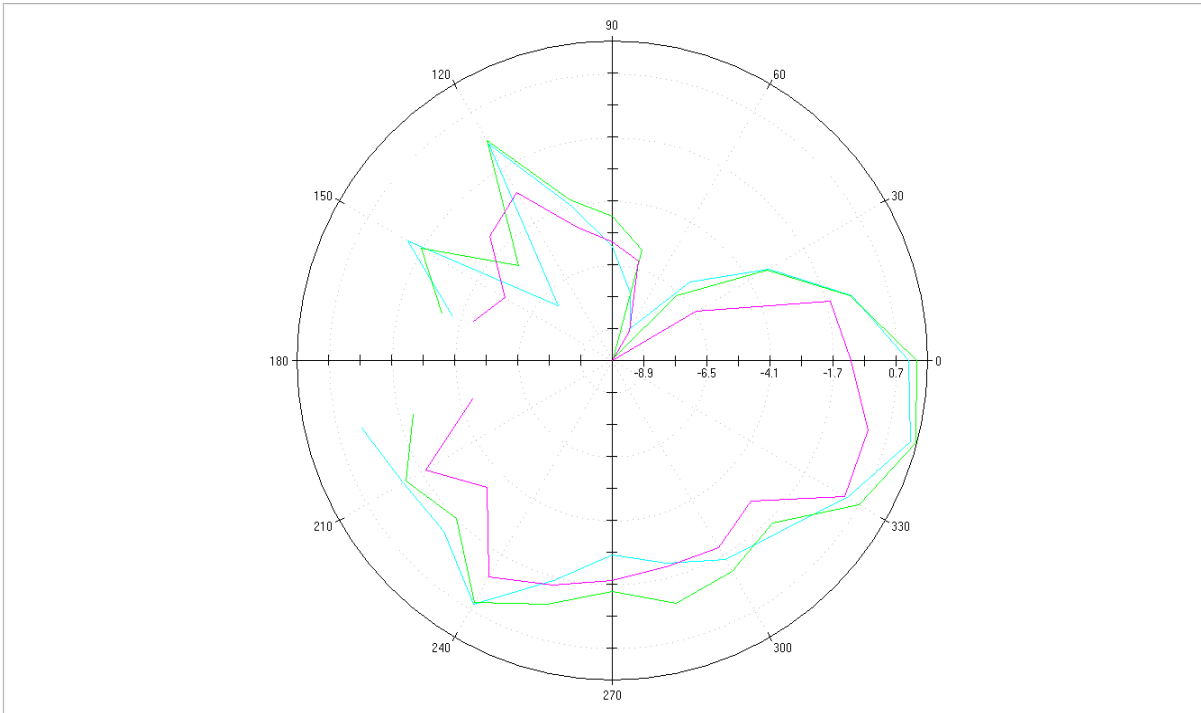


— 2400.000 MHz [dB]    — 2450.000 MHz [dB]    — 2500.000 MHz [dB]

XY plane

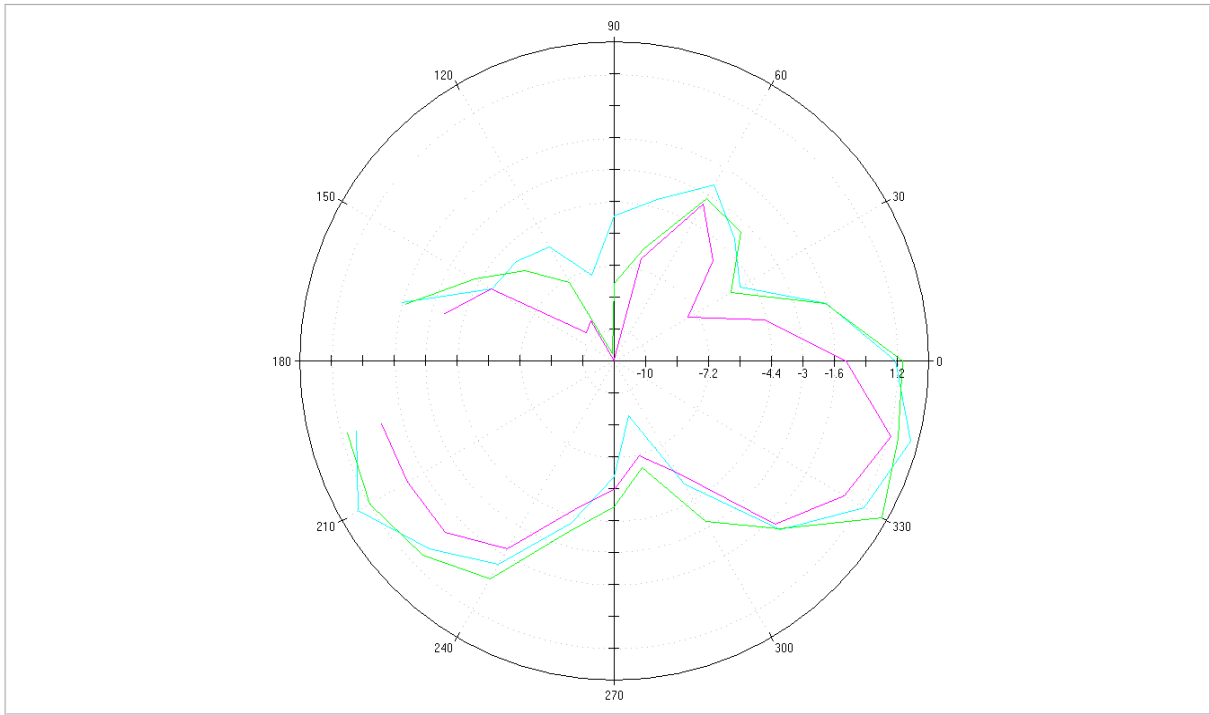
MainCutsPlot\_XZ Plane

✕



— 2400.000 MHz [dB]    — 2450.000 MHz [dB]    — 2500.000 MHz [dB]

XZ plane



— 2400.000 MHz [dB]    — 2450.000 MHz [dB]    — 2500.000 MHz [dB]

YZ plane