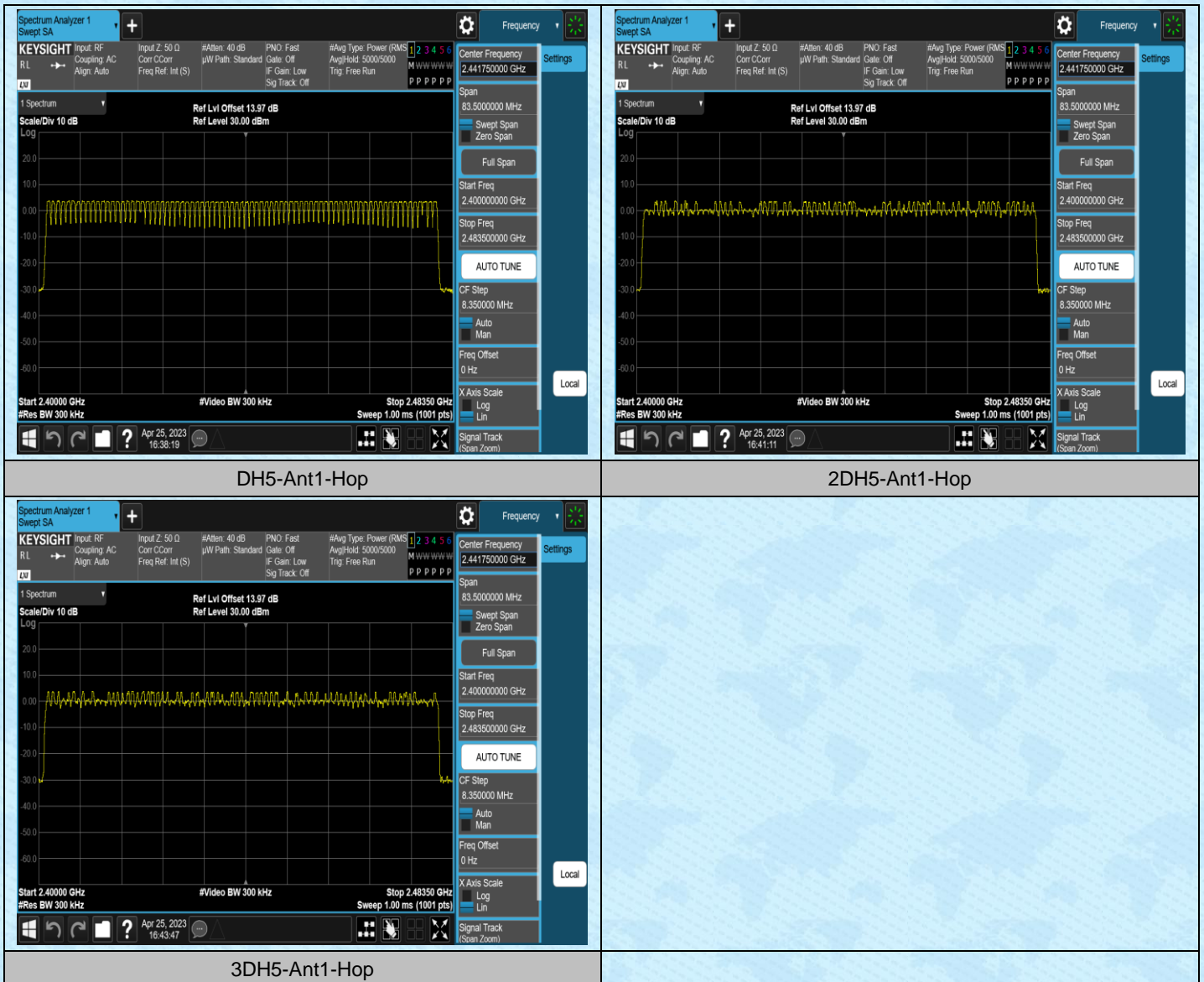


AppendixF: Number of hopping channels

Test Result

Test Mode	Antenna	Frequency[MHz]	Result[Num]	Limit[Num]	Verdict
DH5	Ant1	Hop	79	≥15	PASS
2DH5	Ant1	Hop	79	≥15	PASS
3DH5	Ant1	Hop	79	≥15	PASS

Test Graphs

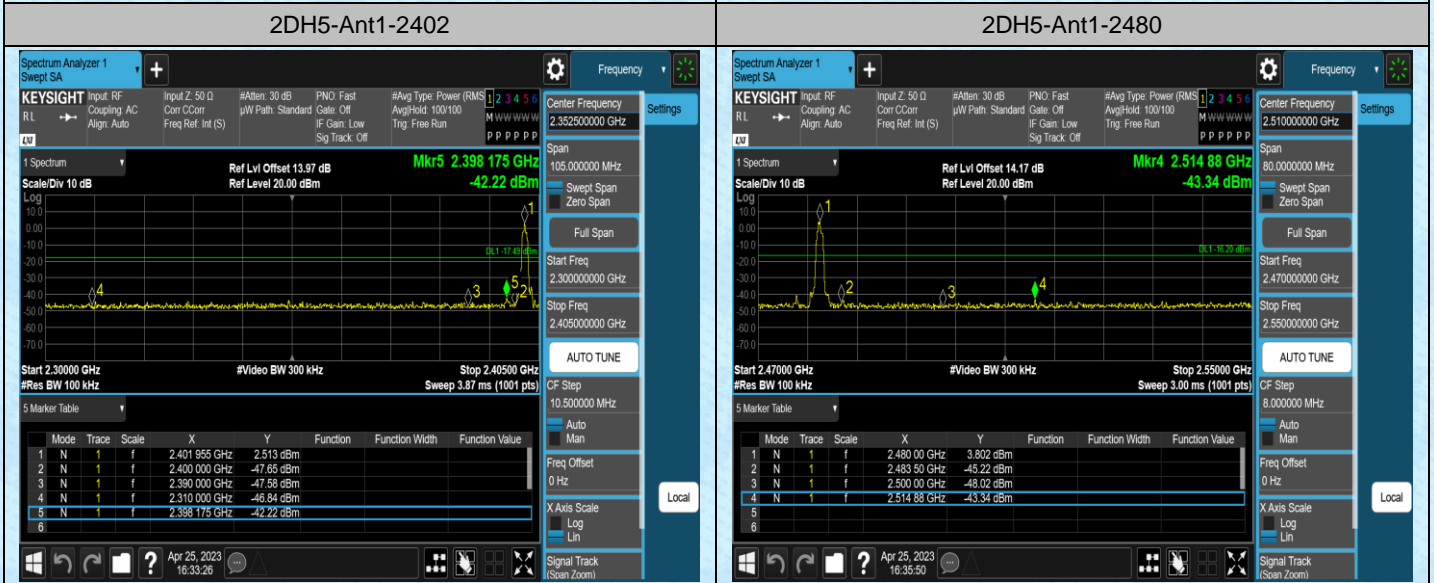
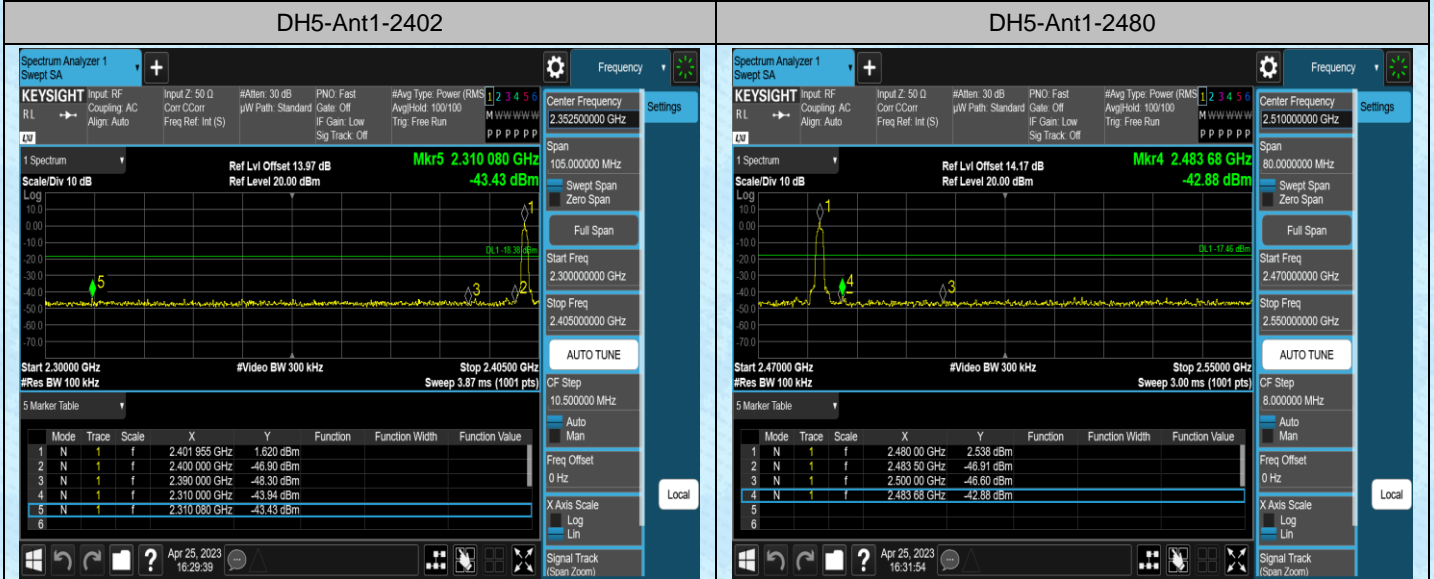
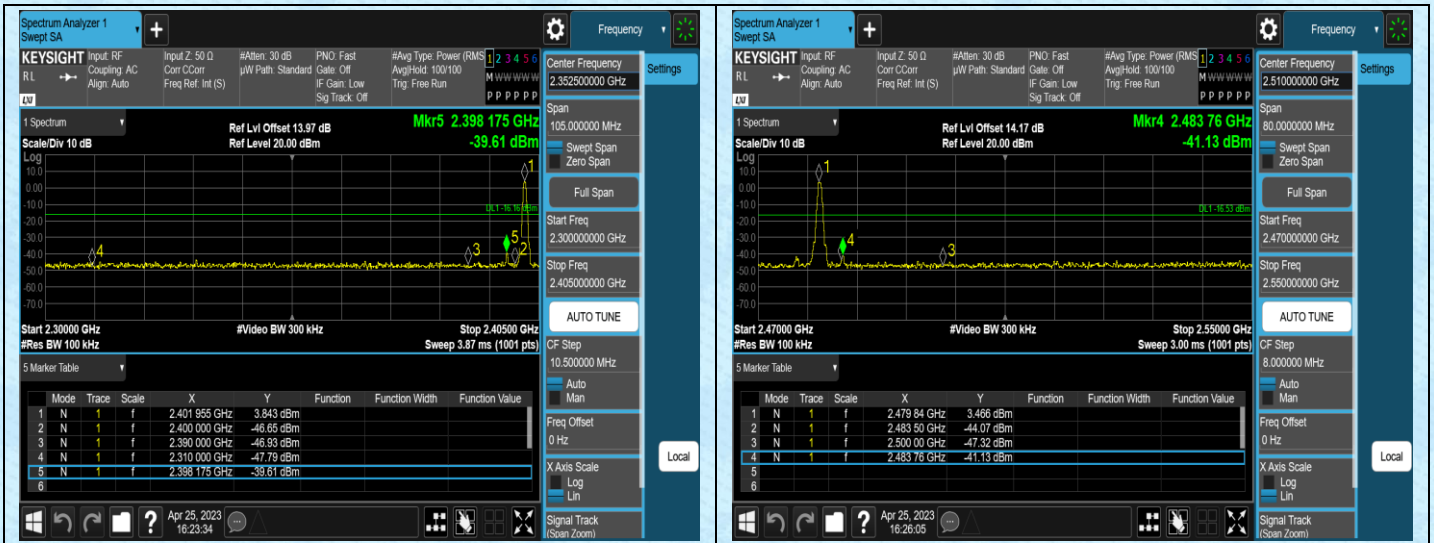


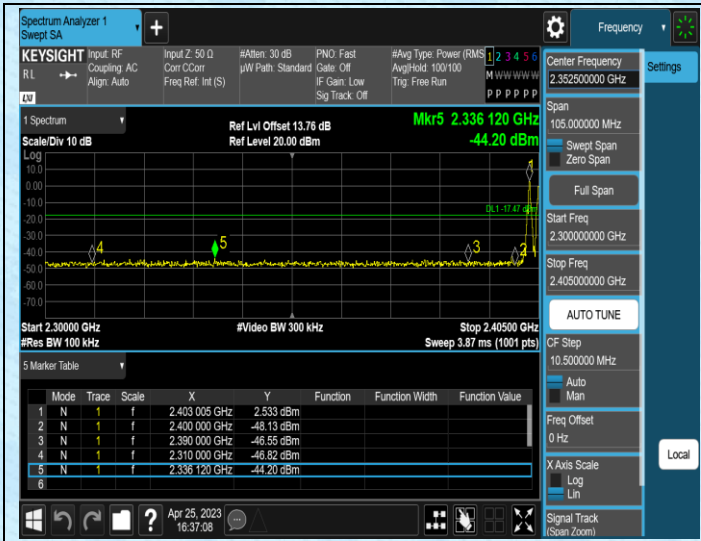
AppendixG:Band edge measurements

Test Result

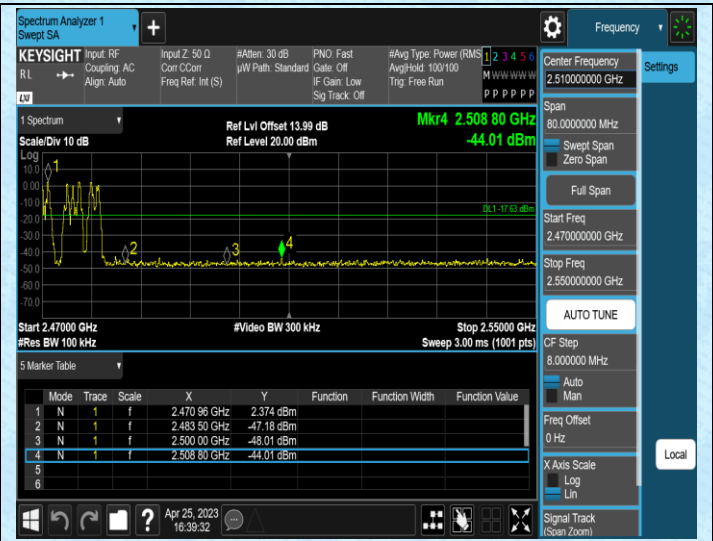
Test Mode	Antenna	ChName	Frequency[MHz]	Ref Level [dBm]	Result [dBm]	Limit [dBm]	Verdict
DH5	Ant1	Low	2402	3.84	-39.61	≤-16.16	PASS
DH5	Ant1	High	2480	3.47	-41.13	≤-16.53	PASS
2DH5	Ant1	Low	2402	1.62	-43.43	≤-18.38	PASS
2DH5	Ant1	High	2480	2.54	-42.88	≤-17.46	PASS
3DH5	Ant1	Low	2402	2.51	-42.22	≤-17.49	PASS
3DH5	Ant1	High	2480	3.80	-43.34	≤-16.2	PASS
DH5	Ant1	Low	Hop_2402	2.53	-44.2	≤-17.47	PASS
DH5	Ant1	High	Hop_2480	2.37	-44.01	≤-17.63	PASS
2DH5	Ant1	Low	Hop_2402	-1.44	-44.38	≤-21.44	PASS
2DH5	Ant1	High	Hop_2480	-2.54	-43.12	≤-22.54	PASS
3DH5	Ant1	Low	Hop_2402	-2.77	-43.74	≤-22.77	PASS
3DH5	Ant1	High	Hop_2480	-1.40	-43.84	≤-21.4	PASS

Test Graphs

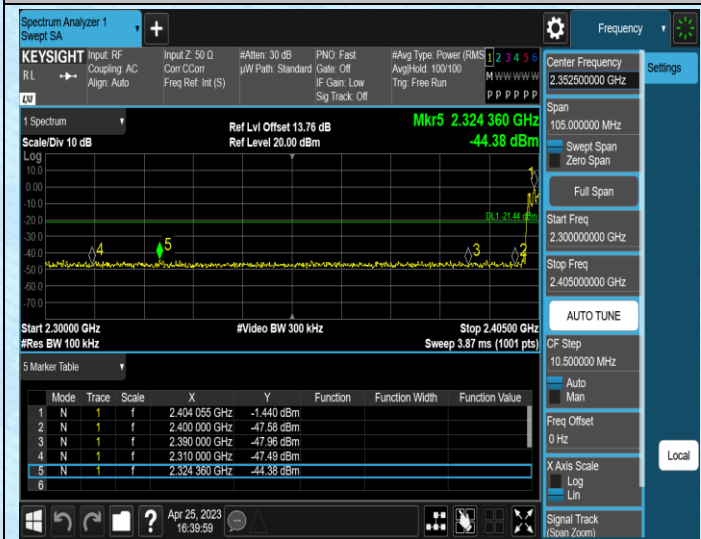




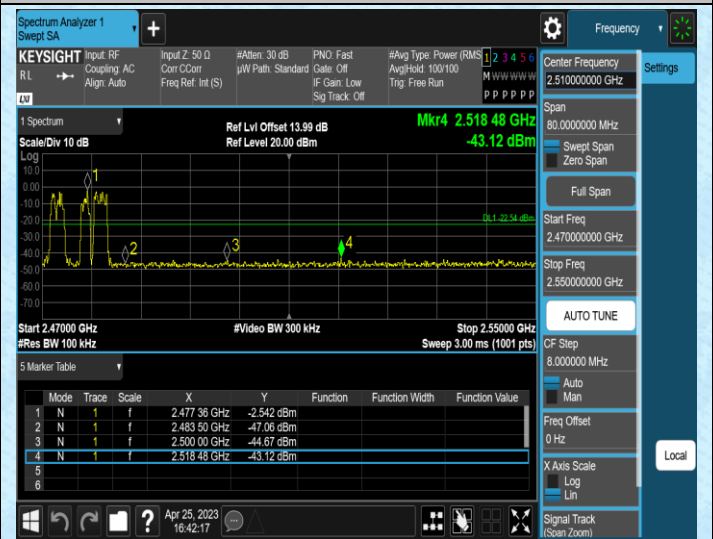
DH5-Ant1-Hop_2402



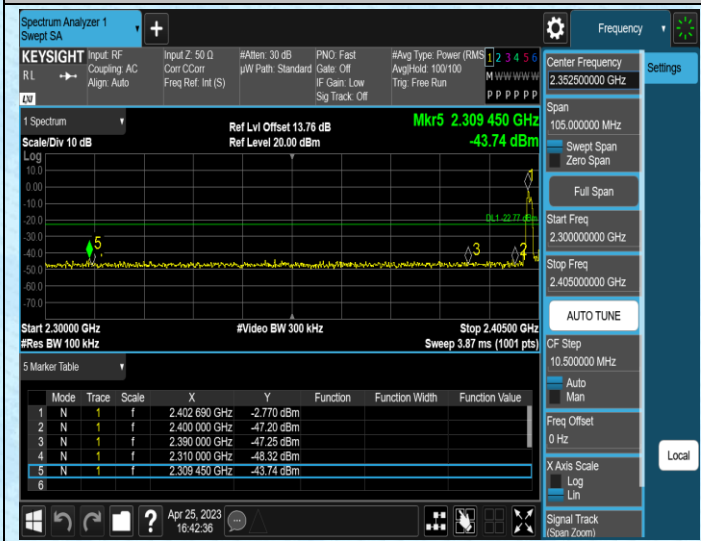
DH5-Ant1-Hop_2480



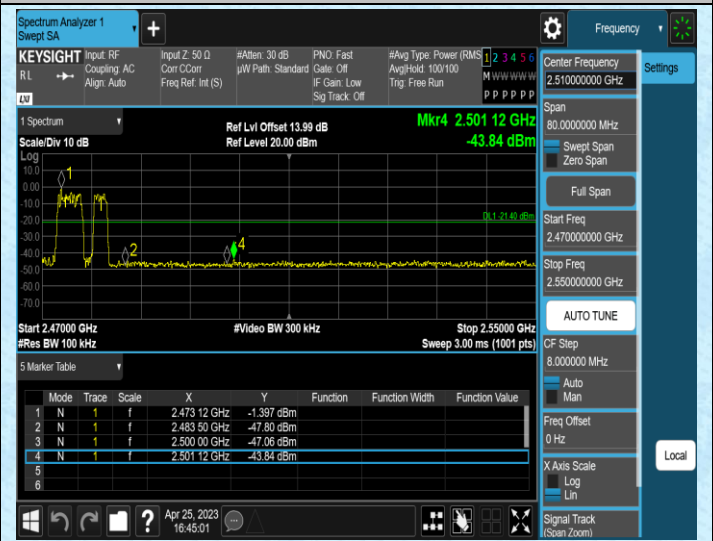
2DH5-Ant1-Hop_2402



2DH5-Ant1-Hop_2480



3DH5-Ant1-Hop_2402



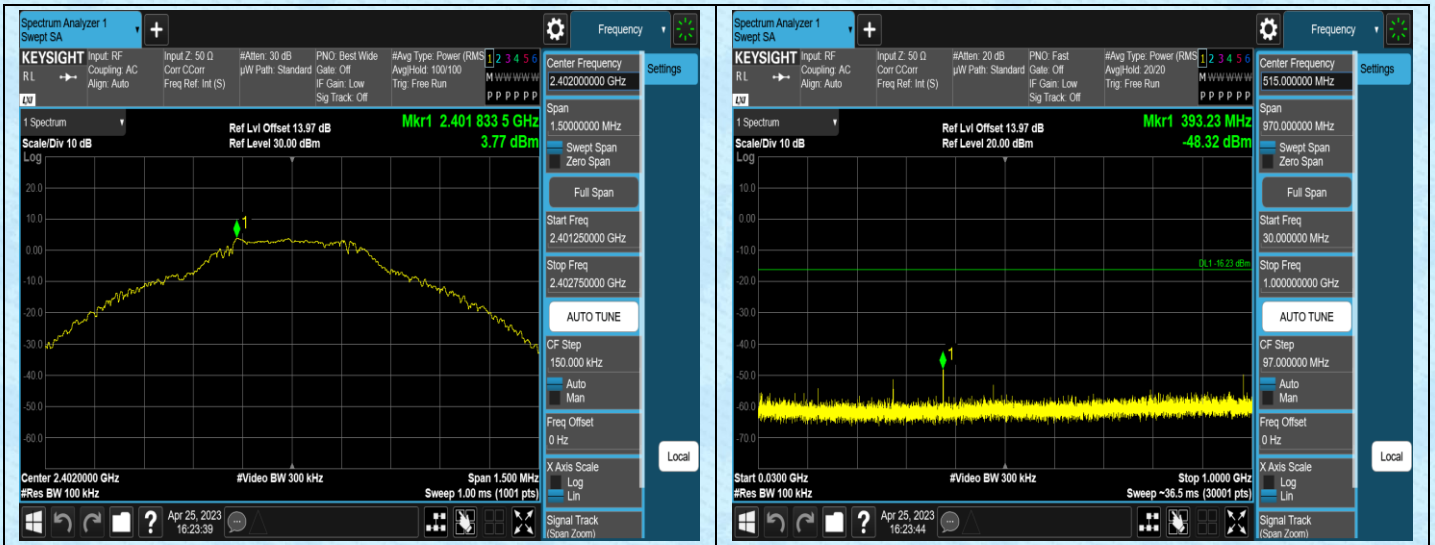
3DH5-Ant1-Hop_2480

AppendixH:Conducted Spurious Emission

Test Result

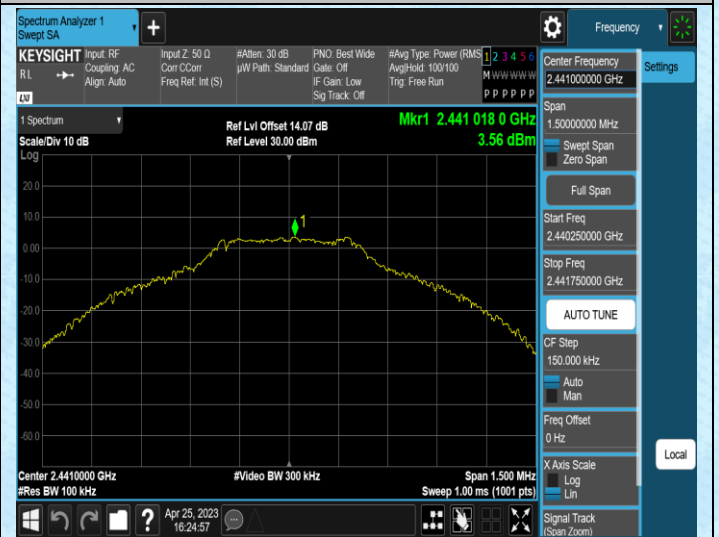
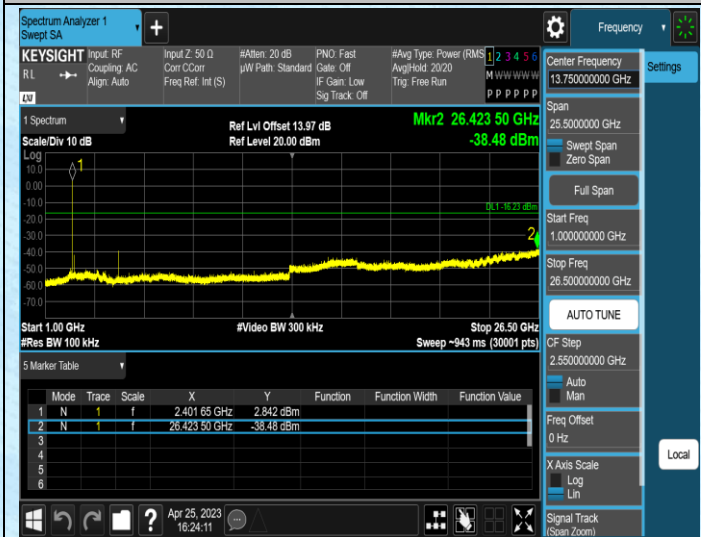
Test Mode	Antenna	Frequency[MHz]	Freq Range [MHz]	Ref Level [dBm]	Result [dBm]	Limit [dBm]	Verdict
DH5	Ant1	2402	0~Reference	3.77	3.77	---	PASS
DH5	Ant1	2402	30~1000	3.77	-48.32	≤-16.23	PASS
DH5	Ant1	2402	1000~26500	3.77	-38.49	≤-16.23	PASS
DH5	Ant1	2441	0~Reference	3.56	3.56	---	PASS
DH5	Ant1	2441	30~1000	3.56	-47.45	≤-16.44	PASS
DH5	Ant1	2441	1000~26500	3.56	-37.54	≤-16.44	PASS
DH5	Ant1	2480	0~Reference	3.27	3.27	---	PASS
DH5	Ant1	2480	30~1000	3.27	-46.93	≤-16.73	PASS
DH5	Ant1	2480	1000~26500	3.27	-37.28	≤-16.73	PASS
2DH5	Ant1	2402	0~Reference	3.53	3.53	---	PASS
2DH5	Ant1	2402	30~1000	3.53	-46.01	≤-16.47	PASS
2DH5	Ant1	2402	1000~26500	3.53	-37.79	≤-16.47	PASS
2DH5	Ant1	2441	0~Reference	3.44	3.44	---	PASS
2DH5	Ant1	2441	30~1000	3.44	-46.82	≤-16.56	PASS
2DH5	Ant1	2441	1000~26500	3.44	-36.67	≤-16.56	PASS
2DH5	Ant1	2480	0~Reference	3.86	3.86	---	PASS
2DH5	Ant1	2480	30~1000	3.86	-44.76	≤-16.14	PASS
2DH5	Ant1	2480	1000~26500	3.86	-37.57	≤-16.14	PASS
3DH5	Ant1	2402	0~Reference	3.78	3.78	---	PASS
3DH5	Ant1	2402	30~1000	3.78	-46.35	≤-16.22	PASS
3DH5	Ant1	2402	1000~26500	3.78	-37.97	≤-16.22	PASS
3DH5	Ant1	2441	0~Reference	3.45	3.45	---	PASS
3DH5	Ant1	2441	30~1000	3.45	-49.37	≤-16.55	PASS
3DH5	Ant1	2441	1000~26500	3.45	-38.27	≤-16.55	PASS
3DH5	Ant1	2480	0~Reference	3.77	3.77	---	PASS
3DH5	Ant1	2480	30~1000	3.77	-44.04	≤-16.23	PASS
3DH5	Ant1	2480	1000~26500	3.77	-37.72	≤-16.23	PASS

Test Graphs



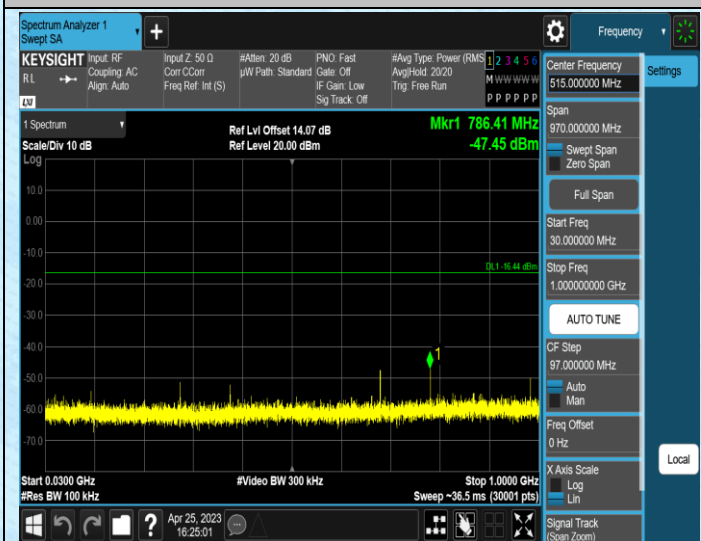
DH5-Ant1-2402-0-Reference

DH5-Ant1-2402-30~1000



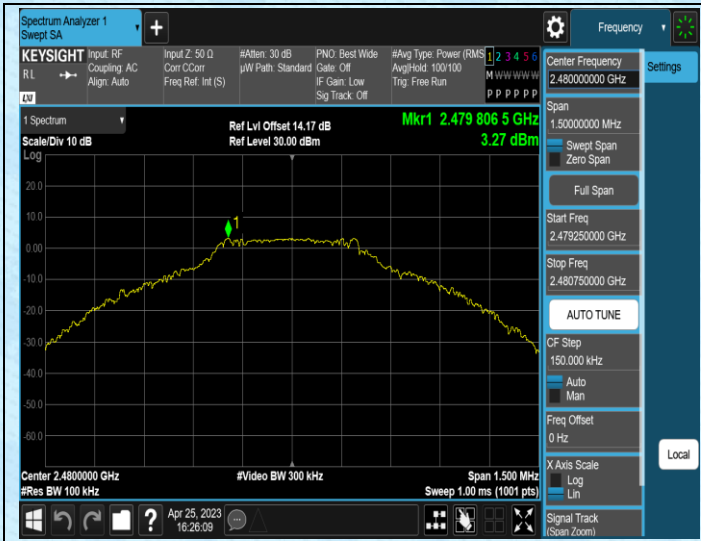
DH5-Ant1-2402-1000~26500

DH5-Ant1-2441-0-Reference

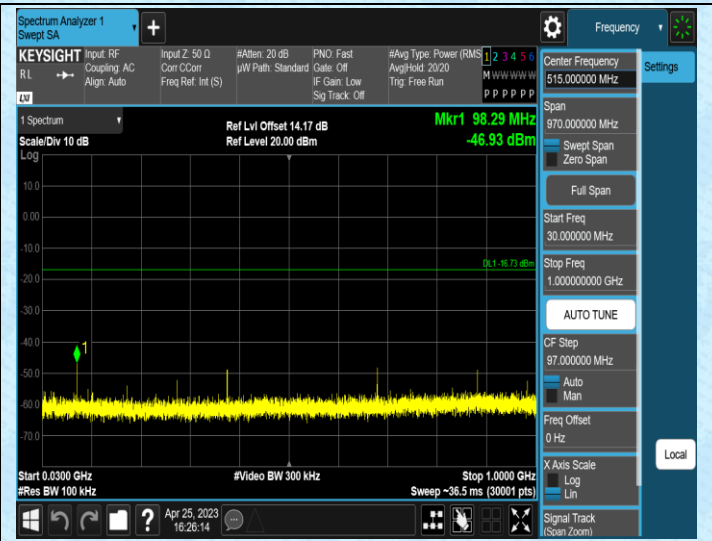


DH5-Ant1-2441-30~1000

DH5-Ant1-2441-1000~26500



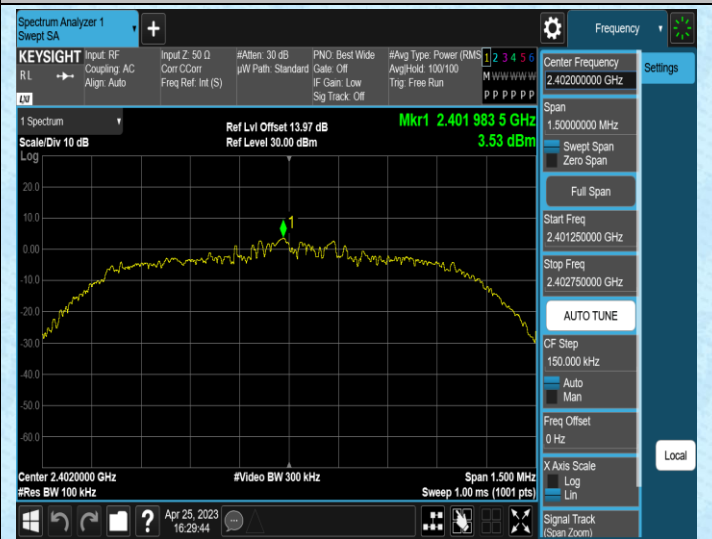
DH5-Ant1-2480-0-Reference



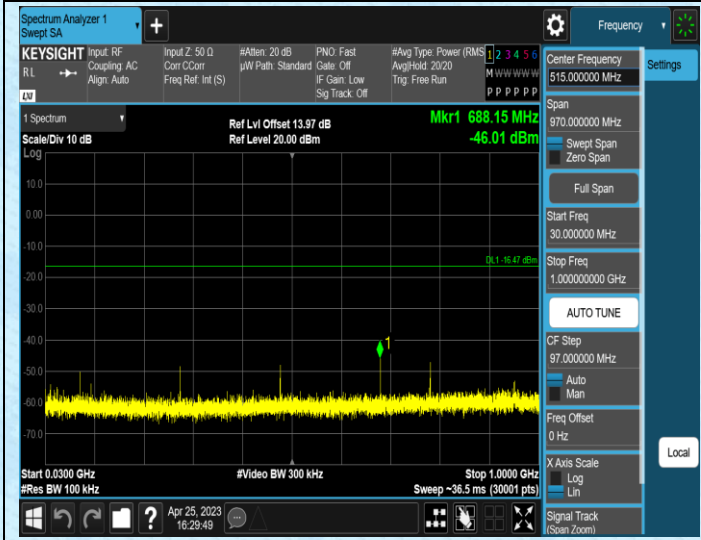
DH5-Ant1-2480-30-1000



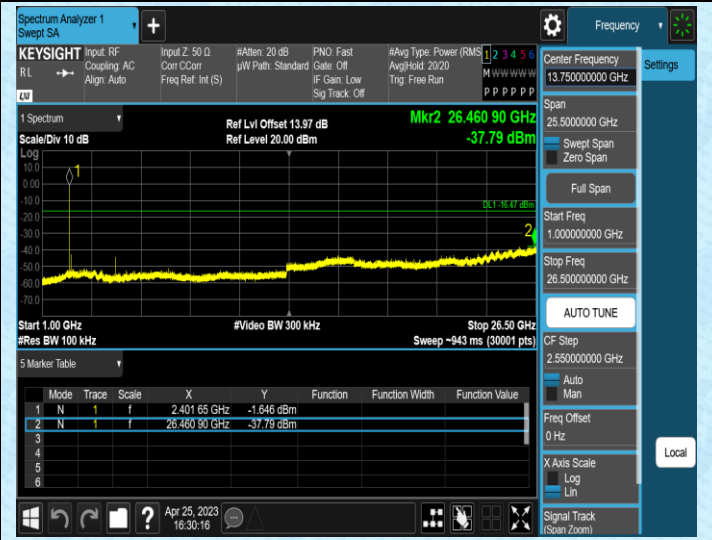
DH5-Ant1-2480-1000-26500



2DH5-Ant1-2402-0-Reference



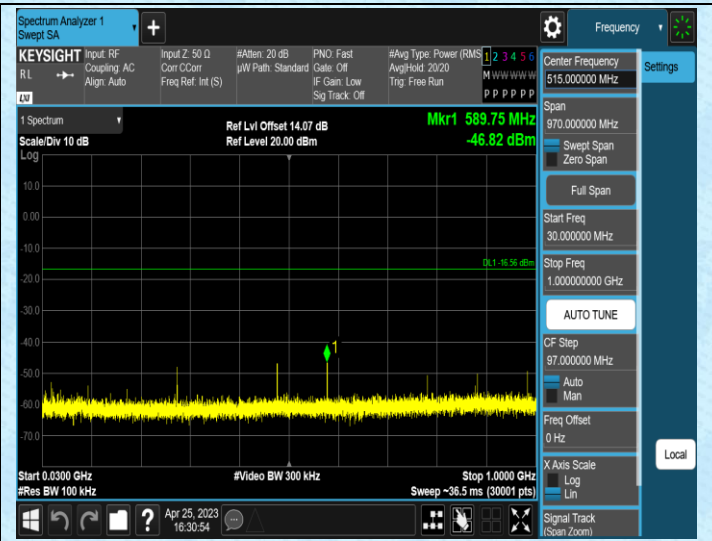
2DH5-Ant1-2402-30-1000



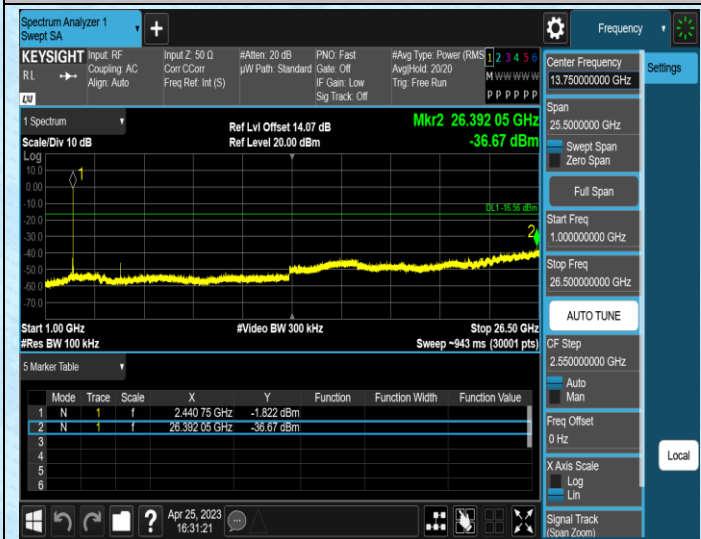
2DH5-Ant1-2402-1000-26500



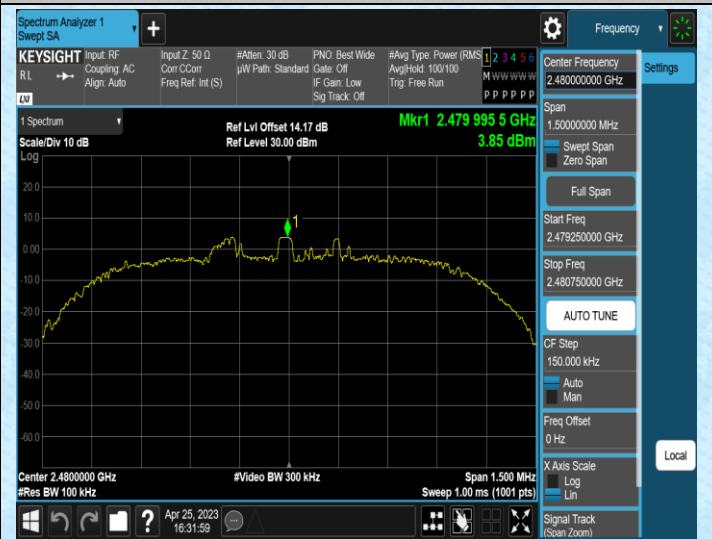
2DH5-Ant1-2441-0~Reference



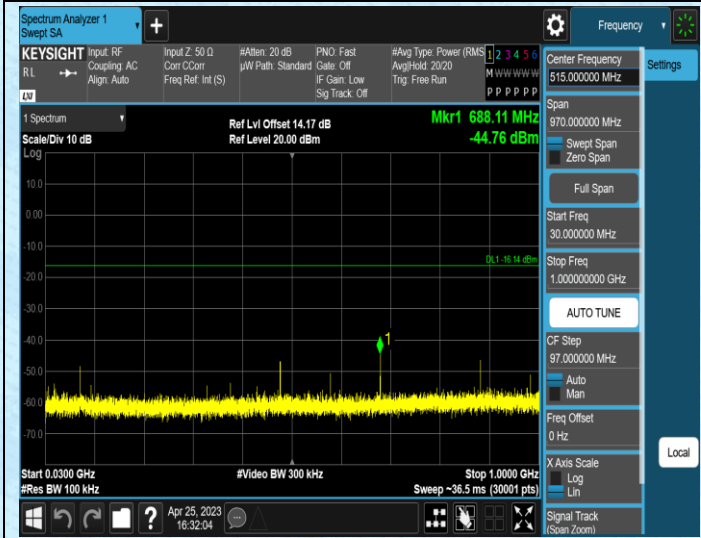
2DH5-Ant1-2441-30~1000



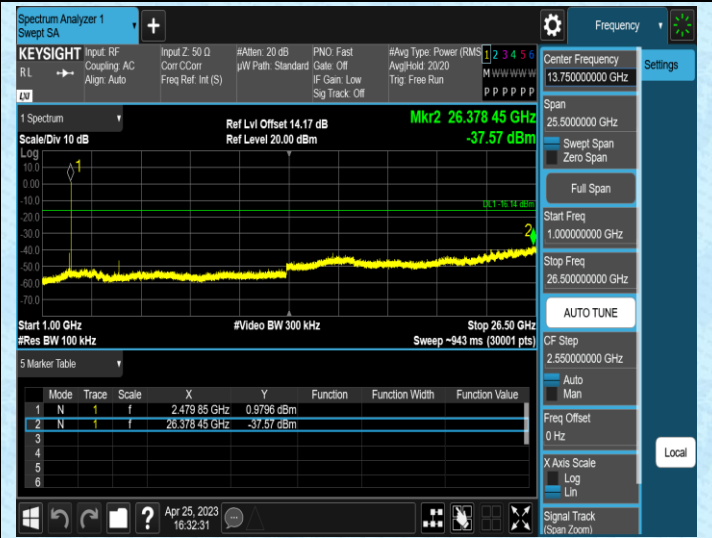
2DH5-Ant1-2441-1000~26500



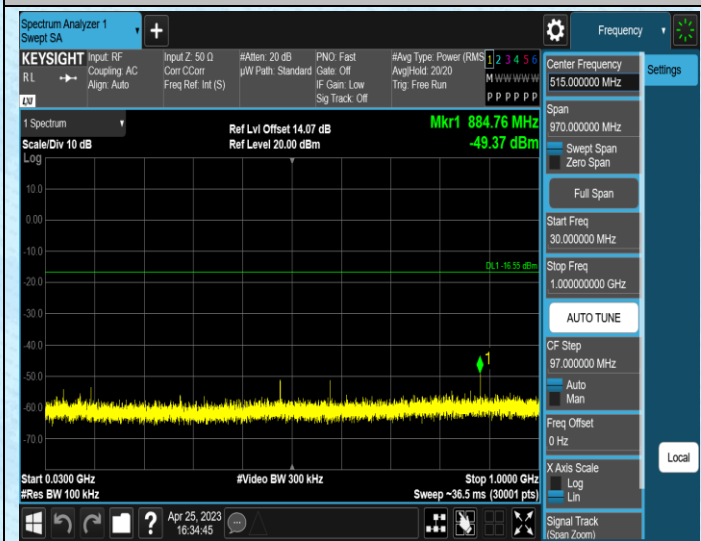
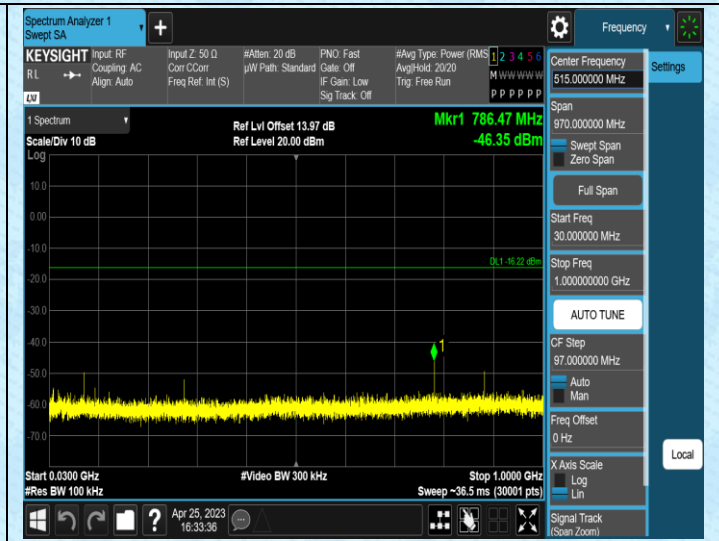
2DH5-Ant1-2480-0~Reference


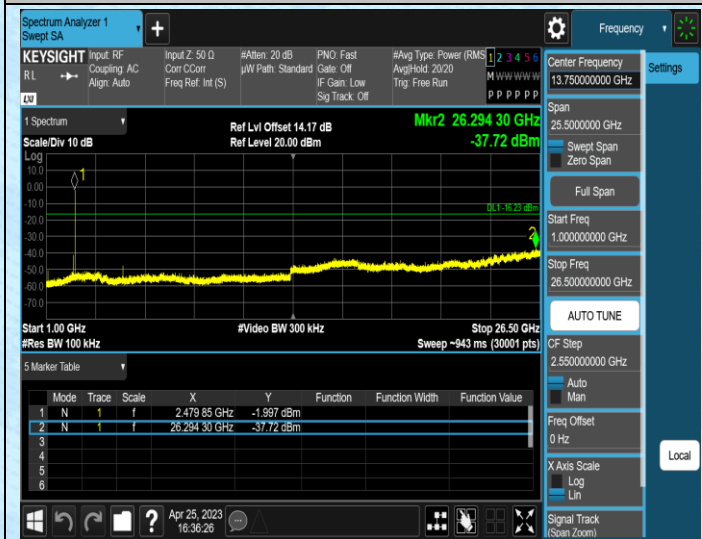
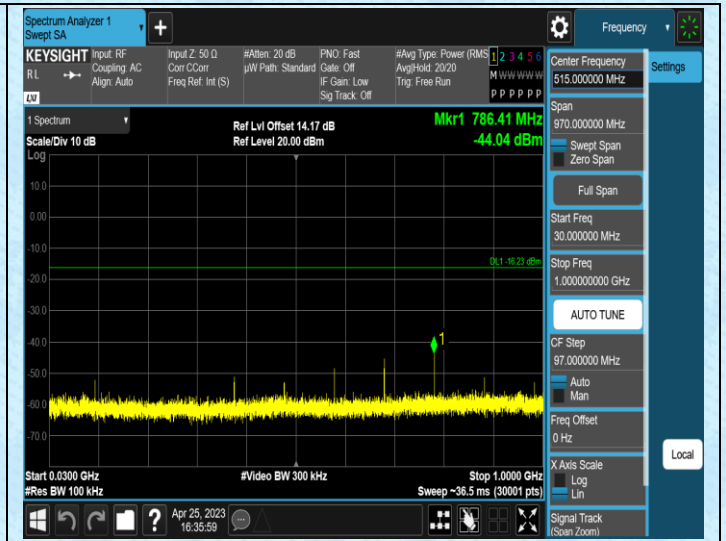


2DH5-Ant1-2480-30~1000



2DH5-Ant1-2480-1000~26500





-----End-----