

Measurement Results

No.1-2685/21-02-12_Annex_MR_A1

Test logging

This document is electronically signed and valid without handwritten signature.
For verification of the electronic signatures, the public keys can be requested at the testing laboratory.

Test/s performed:

Michael Dorongovski
Lab Manager
Radio Communications

Table of Content

EUT Information	4
Common2G4 Peak OP 3MHz/3MHz ~ WLAN2G4 b-mode	5
Common2G4 Peak OP 3MHz/3MHz ~ WLAN2G4 b-mode	7
Common2G4 Peak OP 3MHz/3MHz ~ WLAN2G4 b-mode	9
FCC Part 15.247 Bandwidth 6dB DTS ~ WLAN2G4 b-mode	11
FCC Part 15.247 Bandwidth 6dB DTS ~ WLAN2G4 b-mode	13
FCC Part 15.247 Bandwidth 6dB DTS ~ WLAN2G4 b-mode	15
FCC Part 15.247 Bandwidth 6dB DTS ~ WLAN2G4 g-mode	17
FCC Part 15.247 Bandwidth 6dB DTS ~ WLAN2G4 g-mode	19
FCC Part 15.247 Bandwidth 6dB DTS ~ WLAN2G4 g-mode	21
FCC Part 15.247 Bandwidth 6dB DTS ~ WLAN2G4 nHT20-mode	23
FCC Part 15.247 Bandwidth 6dB DTS ~ WLAN2G4 nHT20-mode	25
FCC Part 15.247 Bandwidth 6dB DTS ~ WLAN2G4 nHT20-mode	27
FCC Part 15.247 Bandwidth 99PCT-20dB ~ WLAN2G4 b-mode	29
FCC Part 15.247 Bandwidth 99PCT-20dB ~ WLAN2G4 b-mode	33
FCC Part 15.247 Bandwidth 99PCT-20dB ~ WLAN2G4 b-mode	37
FCC Part 15.247 Bandwidth 99PCT-20dB ~ WLAN2G4 g-mode	41
FCC Part 15.247 Bandwidth 99PCT-20dB ~ WLAN2G4 g-mode	45
FCC Part 15.247 Bandwidth 99PCT-20dB ~ WLAN2G4 g-mode	49
FCC Part 15.247 Bandwidth 99PCT-20dB ~ WLAN2G4 nHT20-mode	53
FCC Part 15.247 Bandwidth 99PCT-20dB ~ WLAN2G4 nHT20-mode	57
FCC Part 15.247 Bandwidth 99PCT-20dB ~ WLAN2G4 nHT20-mode	61
FCC Part 15.247 Maximum Peak Conducted Output Power Powermeter DTS ~ WLAN2G4 b-mode	65
FCC Part 15.247 Maximum Peak Conducted Output Power Powermeter DTS ~ WLAN2G4 b-mode	67
FCC Part 15.247 Maximum Peak Conducted Output Power Powermeter DTS ~ WLAN2G4 b-mode	69
FCC Part 15.247 Maximum Peak Conducted Output Power Powermeter DTS ~ WLAN2G4 g-mode	71
FCC Part 15.247 Maximum Peak Conducted Output Power Powermeter DTS ~ WLAN2G4 g-mode	73
FCC Part 15.247 Maximum Peak Conducted Output Power Powermeter DTS ~ WLAN2G4 g-mode	75
FCC Part 15.247 Maximum Peak Conducted Output Power Powermeter DTS ~ WLAN2G4 nHT20-mode	77
FCC Part 15.247 Maximum Peak Conducted Output Power Powermeter DTS ~ WLAN2G4 nHT20-mode	79
FCC Part 15.247 Maximum Peak Conducted Output Power Powermeter DTS ~ WLAN2G4 nHT20-mode	81
FCC Part 15.247 Peak Power Spectral Density DTS ~ WLAN2G4 b-mode	83
FCC Part 15.247 Peak Power Spectral Density DTS ~ WLAN2G4 b-mode	85
FCC Part 15.247 Peak Power Spectral Density DTS ~ WLAN2G4 b-mode	87
FCC Part 15.247 Peak Power Spectral Density DTS ~ WLAN2G4 g-mode	89
FCC Part 15.247 Peak Power Spectral Density DTS ~ WLAN2G4 g-mode	91
FCC Part 15.247 Peak Power Spectral Density DTS ~ WLAN2G4 g-mode	93
FCC Part 15.247 Peak Power Spectral Density DTS ~ WLAN2G4 nHT20-mode	95
FCC Part 15.247 Peak Power Spectral Density DTS ~ WLAN2G4 nHT20-mode	97
FCC Part 15.247 Peak Power Spectral Density DTS ~ WLAN2G4 nHT20-mode	99
FCC Part 15.247 TX Spurious Conducted 20dBc ~ WLAN2G4 b-mode	101
FCC Part 15.247 TX Spurious Conducted 20dBc ~ WLAN2G4 b-mode	104
FCC Part 15.247 TX Spurious Conducted 20dBc ~ WLAN2G4 b-mode	107

FCC Part 15.247 TX Spurious Conducted 20dBc ~ WLAN2G4 g-mode	110
FCC Part 15.247 TX Spurious Conducted 20dBc ~ WLAN2G4 g-mode	113
FCC Part 15.247 TX Spurious Conducted 20dBc ~ WLAN2G4 g-mode	116
FCC Part 15.247 TX Spurious Conducted 20dBc ~ WLAN2G4 nHT20-mode	119
FCC Part 15.247 TX Spurious Conducted 20dBc ~ WLAN2G4 nHT20-mode	122
FCC Part 15.247 TX Spurious Conducted 20dBc ~ WLAN2G4 nHT20-mode	125

EUT Information

EUT DEFINITION	
Manufacturer	Zühlke Engineering AG
Type	SmartMonitor Site Logger
Serial Number	AT0011
Setup Number	1.0
Version SW	NI
Version FW	NI
Version HW	NI
Comment 1	b-mode PS 0; g-mode PS 4
Comment 2	n20-mode PS 8
Temperature [°C] Min	-30
Temperature [°C] Nom	20
Temperature [°C] Max	75
Voltage [V] Min	3.6
Voltage [V] Nom	3.6
Voltage [V] Max	3.6

Common2G4 Peak OP 3MHz/3MHz ~ WLAN2G4 b-mode

Test References	
TC Start	05.04.2022 09:05:24
Ambit Temp [°C] Humidity [rel%]	21.5 32
System Version	3.0.6.0
Test Specification	None
Test Method	
TC Version	0.0.1
My Description	Peak Output Power conducted 3MHz/3MHz WLAN2G4 b-mode
Add. Information	

EUT Common Settings WLAN2G4	
Number of Antenna Ports	1
User Interaction	No

Test Parameter	
Technology to test	WLAN2G4 b-mode
Antenna Port used	1
Temperature	nom
Voltage	nom
Frequency low to test	True Freq [MHz] 2412
Frequency mid to test	False Freq [MHz] 2437
Frequency high to test	False Freq [MHz] 2462
Auto Control enabled Power Supply Climatic Box	No No
Additional Path Loss [dB]	0.5
Switched Path	EUT - SignalingUnit - SpectrumAnalyzer

Test Equipment	
Signal analyzer,Rohde&Schwarz,FSV-30,1321.3008K30/103809,3.70	
Signaling unit,Rohde&Schwarz,CMW,1201.0002k75/102550,4.0.61	
Switch matrix,CTCadvanced,RSM-1 NI DAQ,29655273,NI	

Test at TX 2412 MHz

RESULT: Reference Power cond.

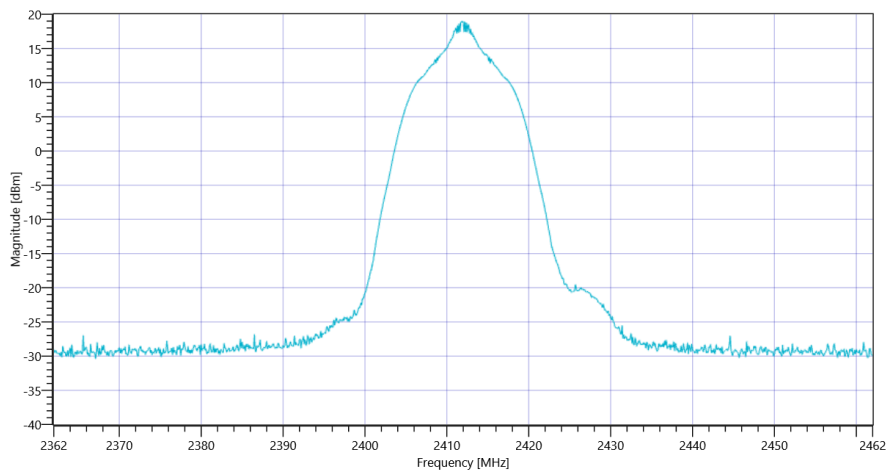
Test Description	Lower Limit	Upper Limit	Measured	Unit	Verdict
Ref. Power 1MHz/1MHz cond.	---	---	15.80	dBm	INFO
Ref. Frequency	---	---	2412.400	MHz	INFO

READ SA SETTINGS:

RefLevel [dBm] RefLevelOffset [dB] InpAtt [dB]	25.80 10.6 35
Start [MHz] Stop [MHz]	2362.000 2462.000
RBW [MHz] VBW [MHz]	3.000000 3.000000
Detector TraceMode	POS MAXH
Sweep: Time [ms] Count Points per Section Type	1000 10 1001 SWE

RESULT

Test Description	Lower Limit	Upper Limit	Measured	Unit	Verdict
Peak Power	---	---	18.99	dBm	INFO
Peak Power	---	---	79.250133	mW	INFO
Frequency at Peak	---	---	2412	MHz	INFO



Common2G4 Peak OP 3MHz-3MHz ~ WLAN2G4 b-mode

General verdict

PASS

Common2G4 Peak OP 3MHz/3MHz ~ WLAN2G4 b-mode

Test References	
TC Start	05.04.2022 09:21:33
Ambit Temp [°C] Humidity [rel%]	21.9 29
System Version	3.0.6.0
Test Specification	None
Test Method	
TC Version	0.0.1
My Description	Peak Output Power conducted 3MHz/3MHz WLAN2G4 b-mode
Add. Information	

EUT Common Settings WLAN2G4	
Number of Antenna Ports	1
User Interaction	No

Test Parameter	
Technology to test	WLAN2G4 b-mode
Antenna Port used	1
Temperature	nom
Voltage	nom
Frequency low to test	False Freq [MHz] 2412
Frequency mid to test	True Freq [MHz] 2437
Frequency high to test	False Freq [MHz] 2462
Auto Control enabled Power Supply Climatic Box	No No
Additional Path Loss [dB]	0.5
Switched Path	EUT - SignalingUnit - SpectrumAnalyzer

Test Equipment	
Signal analyzer,Rohde&Schwarz,FSV-30,1321.3008K30/103809,3.70	
Signaling unit,Rohde&Schwarz,CMW,1201.0002k75/102550,4.0.61	
Switch matrix,CTCadvanced,RSM-1 NI DAQ,29655273,NI	

Test at TX 2437 MHz

RESULT: Reference Power cond.

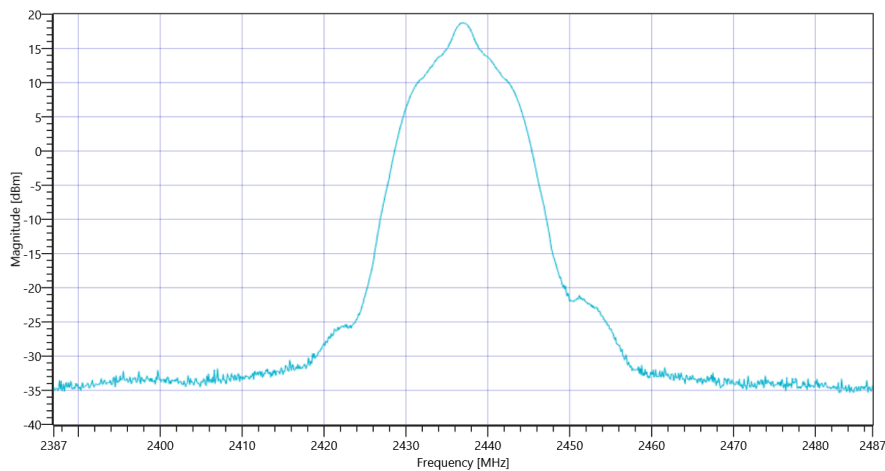
Test Description	Lower Limit	Upper Limit	Measured	Unit	Verdict
Ref. Power 1MHz/1MHz cond.	---	---	11.81	dBm	INFO
Ref. Frequency	---	---	2435.800	MHz	INFO

READ SA SETTINGS:

RefLevel [dBm] RefLevelOffset [dB] InpAtt [dB]	21.81 10.6 30
Start [MHz] Stop [MHz]	2387.000 2487.000
RBW [MHz] VBW [MHz]	3.000000 3.000000
Detector TraceMode	POS MAXH
Sweep: Time [ms] Count Points per Section Type	1000 10 1001 SWE

RESULT

Test Description	Lower Limit	Upper Limit	Measured	Unit	Verdict
Peak Power	---	---	18.75	dBm	INFO
Peak Power	---	---	74.989421	mW	INFO
Frequency at Peak	---	---	2437	MHz	INFO



Common2G4 Peak OP 3MHz-3MHz ~ WLAN2G4 b-mode

General verdict

PASS

Common2G4 Peak OP 3MHz/3MHz ~ WLAN2G4 b-mode

Test References	
TC Start	05.04.2022 09:39:18
Ambit Temp [°C] Humidity [rel%]	23.2 27
System Version	3.0.6.0
Test Specification	None
Test Method	
TC Version	0.0.1
My Description	Peak Output Power conducted 3MHz/3MHz WLAN2G4 b-mode
Add. Information	

EUT Common Settings WLAN2G4	
Number of Antenna Ports	1
User Interaction	No

Test Parameter	
Technology to test	WLAN2G4 b-mode
Antenna Port used	1
Temperature	nom
Voltage	nom
Frequency low to test	False Freq [MHz] 2412
Frequency mid to test	False Freq [MHz] 2437
Frequency high to test	True Freq [MHz] 2462
Auto Control enabled Power Supply Climatic Box	No No
Additional Path Loss [dB]	0.5
Switched Path	EUT - SignalingUnit - SpectrumAnalyzer

Test Equipment	
Signal analyzer,Rohde&Schwarz,FSV-30,1321.3008K30/103809,3.70	
Signaling unit,Rohde&Schwarz,CMW,1201.0002k75/102550,4.0.61	
Switch matrix,CTCadvanced,RSM-1 NI DAQ,29655273,NI	

Test at TX 2462 MHz

RESULT: Reference Power cond.

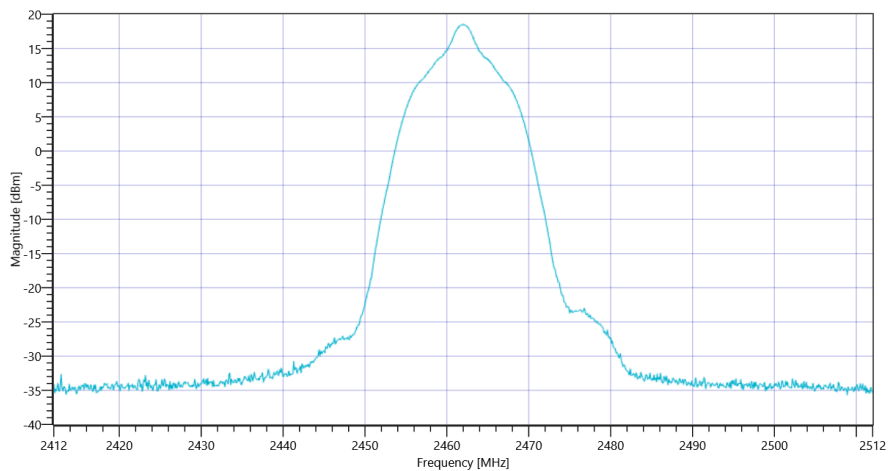
Test Description	Lower Limit	Upper Limit	Measured	Unit	Verdict
Ref. Power 1MHz/1MHz cond.	---	---	15.51	dBm	INFO
Ref. Frequency	---	---	2461.600	MHz	INFO

READ SA SETTINGS:

RefLevel [dBm] RefLevelOffset [dB] InpAtt [dB]	25.51 10.61 30
Start [MHz] Stop [MHz]	2412.000 2512.000
RBW [MHz] VBW [MHz]	3.000000 3.000000
Detector TraceMode	POS MAXH
Sweep: Time [ms] Count Points per Section Type	1000 10 1001 SWE

RESULT

Test Description	Lower Limit	Upper Limit	Measured	Unit	Verdict
Peak Power	---	---	18.5	dBm	INFO
Peak Power	---	---	70.794578	mW	INFO
Frequency at Peak	---	---	2462	MHz	INFO



Common2G4 Peak OP 3MHz-3MHz ~ WLAN2G4 b-mode

General verdict

PASS

FCC Part 15.247 Bandwidth 6dB DTS ~ WLAN2G4 b-mode

Test References	
TC Start	05.04.2022 09:05:59
Ambit Temp [°C] Humidity [rel%]	21.6 32
System Version	3.0.6.0
Test Specification	FCC Part 15.247
Test Method	99
TC Version	0.0.1
My Description	FCC 15.247 Bandwidth 6dB DTS - WLAN2G4 b-mode
Add. Information	

EUT Common Settings WLAN2G4	
Number of Antenna Ports	1
User Interaction	No

Test Parameter	
Technology to test	WLAN2G4 b-mode
Antenna Port used	1
Temperature	nom
Voltage	nom
Frequency low to test	True Freq [MHz] 2412
Frequency mid to test	False Freq [MHz] 2437
Frequency high to test	False Freq [MHz] 2462
Auto Control enabled Power Supply Climatic Box	No No
Additional Path Loss [dB]	0.5
Switched Path	EUT - SignalingUnit - SpectrumAnalyzer

Test Equipment	
Signal analyzer,Rohde&Schwarz,FSV-30,1321.3008K30/103809,3.70	
Signaling unit,Rohde&Schwarz,CMW,1201.0002k75/102550,4.0.61	
Switch matrix,CTCadvanced,RSM-1 NI DAQ,29655273,NI	

Test at TX 2412 MHz

RESULT: Reference Power cond.

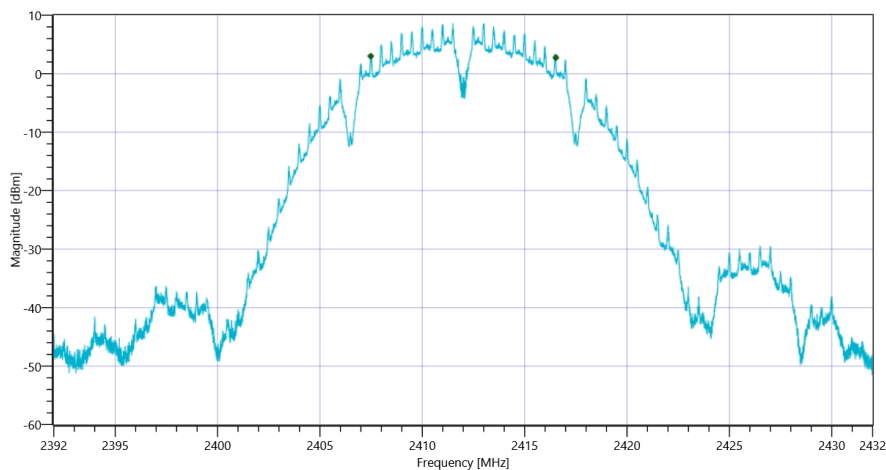
Test Description	Lower Limit	Upper Limit	Measured	Unit	Verdict
Ref. Power 1MHz/1MHz cond.	---	---	13.91	dBm	INFO
Ref. Frequency	---	---	2411.600	MHz	INFO

READ SA SETTINGS:

RefLevel [dBm] RefLevelOffset [dB] InpAtt [dB]	18.91 10.6 25
Start [MHz] Stop [MHz]	2392.000 2432.000
RBW [MHz] VBW [MHz]	0.100000 0.300000
Detector TraceMode	POS MAXH
Sweep: Time [ms] Count Points per Section Type	50 200 10001 SWE

RESULT

Test Description	Lower Limit	Upper Limit	Measured	Unit	Verdict
DTS Bandwidth (6dB)	500	---	9044	kHz	PASS



FCC Part 15.247 Bandwidth 6dB DTS ~ WLAN2G4 b-mode

General verdict

PASS

FCC Part 15.247 Bandwidth 6dB DTS ~ WLAN2G4 b-mode

Test References	
TC Start	05.04.2022 09:22:08
Ambit Temp [°C] Humidity [rel%]	22.0 29
System Version	3.0.6.0
Test Specification	FCC Part 15.247
Test Method	99
TC Version	0.0.1
My Description	FCC 15.247 Bandwidth 6dB DTS - WLAN2G4 b-mode
Add. Information	

EUT Common Settings WLAN2G4	
Number of Antenna Ports	1
User Interaction	No

Test Parameter	
Technology to test	WLAN2G4 b-mode
Antenna Port used	1
Temperature	nom
Voltage	nom
Frequency low to test	False Freq [MHz] 2412
Frequency mid to test	True Freq [MHz] 2437
Frequency high to test	False Freq [MHz] 2462
Auto Control enabled Power Supply Climatic Box	No No
Additional Path Loss [dB]	0.5
Switched Path	EUT - SignalingUnit - SpectrumAnalyzer

Test Equipment	
Signal analyzer,Rohde&Schwarz,FSV-30,1321.3008K30/103809,3.70	
Signaling unit,Rohde&Schwarz,CMW,1201.0002k75/102550,4.0.61	
Switch matrix,CTCadvanced,RSM-1 NI DAQ,29655273,NI	

Test at TX 2437 MHz

RESULT: Reference Power cond.

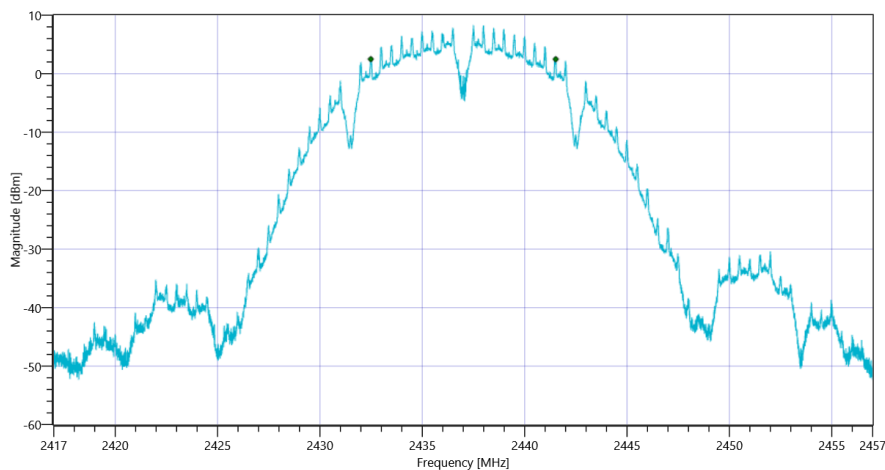
Test Description	Lower Limit	Upper Limit	Measured	Unit	Verdict
Ref. Power 1MHz/1MHz cond.	---	---	11.70	dBm	INFO
Ref. Frequency	---	---	2438.200	MHz	INFO

READ SA SETTINGS:

RefLevel [dBm] RefLevelOffset [dB] InpAtt [dB]	16.70 10.6 25
Start [MHz] Stop [MHz]	2417.000 2457.000
RBW [MHz] VBW [MHz]	0.100000 0.300000
Detector TraceMode	POS MAXH
Sweep: Time [ms] Count Points per Section Type	50 200 10001 SWE

RESULT

Test Description	Lower Limit	Upper Limit	Measured	Unit	Verdict
DTS Bandwidth (6dB)	500	---	9032	kHz	PASS



FCC Part 15.247 Bandwidth 6dB DTS ~ WLAN2G4 b-mode

General verdict

PASS

FCC Part 15.247 Bandwidth 6dB DTS ~ WLAN2G4 b-mode

Test References	
TC Start	05.04.2022 09:39:53
Ambit Temp [°C] Humidity [rel%]	23.2 28
System Version	3.0.6.0
Test Specification	FCC Part 15.247
Test Method	99
TC Version	0.0.1
My Description	FCC 15.247 Bandwidth 6dB DTS - WLAN2G4 b-mode
Add. Information	

EUT Common Settings WLAN2G4	
Number of Antenna Ports	1
User Interaction	No

Test Parameter	
Technology to test	WLAN2G4 b-mode
Antenna Port used	1
Temperature	nom
Voltage	nom
Frequency low to test	False Freq [MHz] 2412
Frequency mid to test	False Freq [MHz] 2437
Frequency high to test	True Freq [MHz] 2462
Auto Control enabled Power Supply Climatic Box	No No
Additional Path Loss [dB]	0.5
Switched Path	EUT - SignalingUnit - SpectrumAnalyzer

Test Equipment	
Signal analyzer,Rohde&Schwarz,FSV-30,1321.3008K30/103809,3.70	
Signaling unit,Rohde&Schwarz,CMW,1201.0002k75/102550,4.0.61	
Switch matrix,CTCadvanced,RSM-1 NI DAQ,29655273,NI	

Test at TX 2462 MHz

RESULT: Reference Power cond.

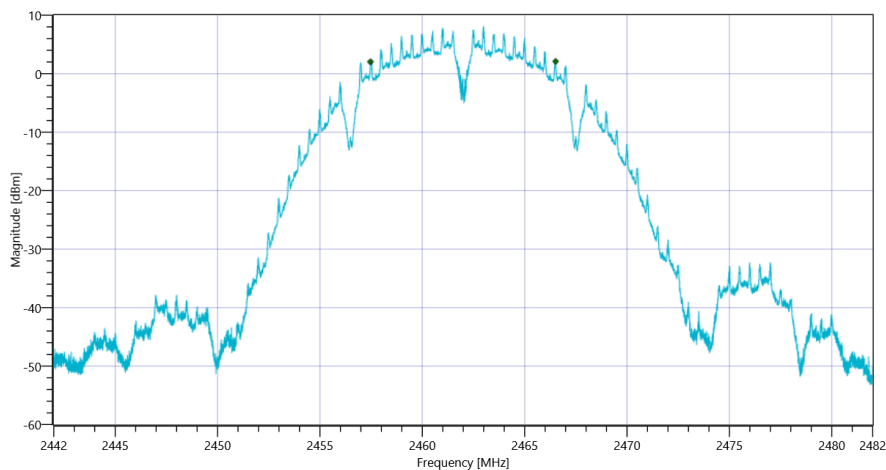
Test Description	Lower Limit	Upper Limit	Measured	Unit	Verdict
Ref. Power 1MHz/1MHz cond.	---	---	13.34	dBm	INFO
Ref. Frequency	---	---	2462.700	MHz	INFO

READ SA SETTINGS:

RefLevel [dBm] RefLevelOffset [dB] InpAtt [dB]	18.34 10.61 25
Start [MHz] Stop [MHz]	2442.000 2482.000
RBW [MHz] VBW [MHz]	0.100000 0.300000
Detector TraceMode	POS MAXH
Sweep: Time [ms] Count Points per Section Type	50 200 10001 SWE

RESULT

Test Description	Lower Limit	Upper Limit	Measured	Unit	Verdict
DTS Bandwidth (6dB)	500	---	9044	kHz	PASS



FCC Part 15.247 Bandwidth 6dB DTS ~ WLAN2G4 b-mode

General verdict

PASS

FCC Part 15.247 Bandwidth 6dB DTS ~ WLAN2G4 g-mode

Test References	
TC Start	05.04.2022 11:09:22
Ambit Temp [°C] Humidity [rel%]	26.2 25
System Version	3.0.6.0
Test Specification	FCC Part 15.247
Test Method	99
TC Version	0.0.1
My Description	FCC 15.247 Bandwidth 6DB DTS - WLAN 2G4 g-mode
Add. Information	

EUT Common Settings WLAN2G4	
Number of Antenna Ports	1
User Interaction	No

Test Parameter	
Technology to test	WLAN2G4 g-mode
Antenna Port used	1
Temperature	nom
Voltage	nom
Frequency low to test	True Freq [MHz] 2412
Frequency mid to test	False Freq [MHz] 2437
Frequency high to test	False Freq [MHz] 2462
Auto Control enabled Power Supply Climatic Box	No No
Additional Path Loss [dB]	0.5
Switched Path	EUT - SignalingUnit - SpectrumAnalyzer

Test Equipment	
Signal analyzer,Rohde&Schwarz,FSV-30,1321.3008K30/103809,3.70	
Signaling unit,Rohde&Schwarz,CMW,1201.0002k75/102550,4.0.61	
Switch matrix,CTCadvanced,RSM-1 NI DAQ,29655273,NI	

Test at TX 2412 MHz

RESULT: Reference Power cond.

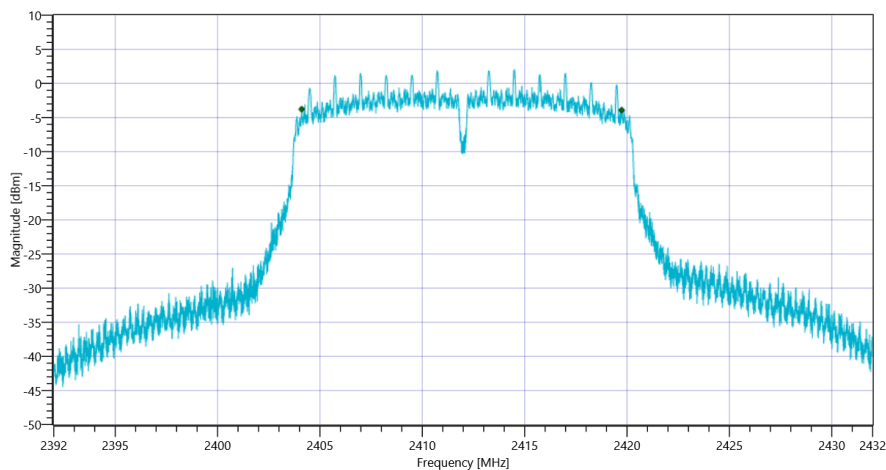
Test Description	Lower Limit	Upper Limit	Measured	Unit	Verdict
Ref. Power 1MHz/1MHz cond.	---	---	9.77	dBm	INFO
Ref. Frequency	---	---	2414.500	MHz	INFO

READ SA SETTINGS:

RefLevel [dBm] RefLevelOffset [dB] InpAtt [dB]	14.77 10.6 20
Start [MHz] Stop [MHz]	2392.000 2432.000
RBW [MHz] VBW [MHz]	0.100000 0.300000
Detector TraceMode	POS MAXH
Sweep: Time [ms] Count Points per Section Type	50 200 10001 SWE

RESULT

Test Description	Lower Limit	Upper Limit	Measured	Unit	Verdict
DTS Bandwidth (6dB)	500	---	15632	kHz	PASS



FCC Part 15.247 Bandwidth 6dB DTS ~ WLAN2G4 g-mode

General verdict

PASS

FCC Part 15.247 Bandwidth 6dB DTS ~ WLAN2G4 g-mode

Test References	
TC Start	05.04.2022 11:32:01
Ambit Temp [°C] Humidity [rel%]	27.5 23
System Version	3.0.6.0
Test Specification	FCC Part 15.247
Test Method	99
TC Version	0.0.1
My Description	FCC 15.247 Bandwidth 6DB DTS - WLAN 2G4 g-mode
Add. Information	

EUT Common Settings WLAN2G4	
Number of Antenna Ports	1
User Interaction	No

Test Parameter	
Technology to test	WLAN2G4 g-mode
Antenna Port used	1
Temperature	nom
Voltage	nom
Frequency low to test	False Freq [MHz] 2412
Frequency mid to test	True Freq [MHz] 2437
Frequency high to test	False Freq [MHz] 2462
Auto Control enabled Power Supply Climatic Box	No No
Additional Path Loss [dB]	0.5
Switched Path	EUT - SignalingUnit - SpectrumAnalyzer

Test Equipment	
Signal analyzer,Rohde&Schwarz,FSV-30,1321.3008K30/103809,3.70	
Signaling unit,Rohde&Schwarz,CMW,1201.0002k75/102550,4.0.61	
Switch matrix,CTCadvanced,RSM-1 NI DAQ,29655273,NI	

Test at TX 2437 MHz

RESULT: Reference Power cond.

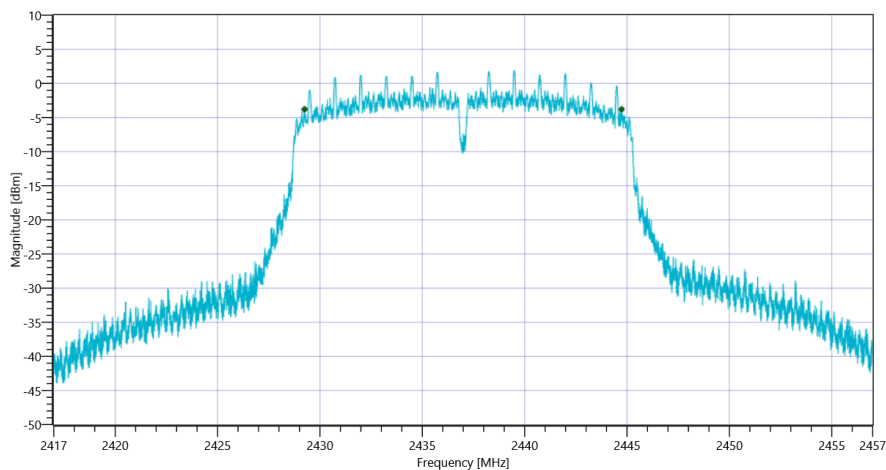
Test Description	Lower Limit	Upper Limit	Measured	Unit	Verdict
Ref. Power 1MHz/1MHz cond.	---	---	9.96	dBm	INFO
Ref. Frequency	---	---	2433.600	MHz	INFO

READ SA SETTINGS:

RefLevel [dBm] RefLevelOffset [dB] InpAtt [dB]	14.96 10.6 20
Start [MHz] Stop [MHz]	2417.000 2457.000
RBW [MHz] VBW [MHz]	0.100000 0.300000
Detector TraceMode	POS MAXH
Sweep: Time [ms] Count Points per Section Type	50 200 10001 SWE

RESULT

Test Description	Lower Limit	Upper Limit	Measured	Unit	Verdict
DTS Bandwidth (6dB)	500	---	15488	kHz	PASS



FCC Part 15.247 Bandwidth 6dB DTS ~ WLAN2G4 g-mode

General verdict

PASS

FCC Part 15.247 Bandwidth 6dB DTS ~ WLAN2G4 g-mode

Test References	
TC Start	05.04.2022 11:42:59
Ambit Temp [°C] Humidity [rel%]	27.2 23
System Version	3.0.6.0
Test Specification	FCC Part 15.247
Test Method	99
TC Version	0.0.1
My Description	FCC 15.247 Bandwidth 6DB DTS - WLAN 2G4 g-mode
Add. Information	

EUT Common Settings WLAN2G4	
Number of Antenna Ports	1
User Interaction	No

Test Parameter	
Technology to test	WLAN2G4 g-mode
Antenna Port used	1
Temperature	nom
Voltage	nom
Frequency low to test	False Freq [MHz] 2412
Frequency mid to test	False Freq [MHz] 2437
Frequency high to test	True Freq [MHz] 2462
Auto Control enabled Power Supply Climatic Box	No No
Additional Path Loss [dB]	0.5
Switched Path	EUT - SignalingUnit - SpectrumAnalyzer

Test Equipment	
Signal analyzer,Rohde&Schwarz,FSV-30,1321.3008K30/103809,3.70	
Signaling unit,Rohde&Schwarz,CMW,1201.0002k75/102550,4.0.61	
Switch matrix,CTCadvanced,RSM-1 NI DAQ,29655273,NI	

Test at TX 2462 MHz

RESULT: Reference Power cond.

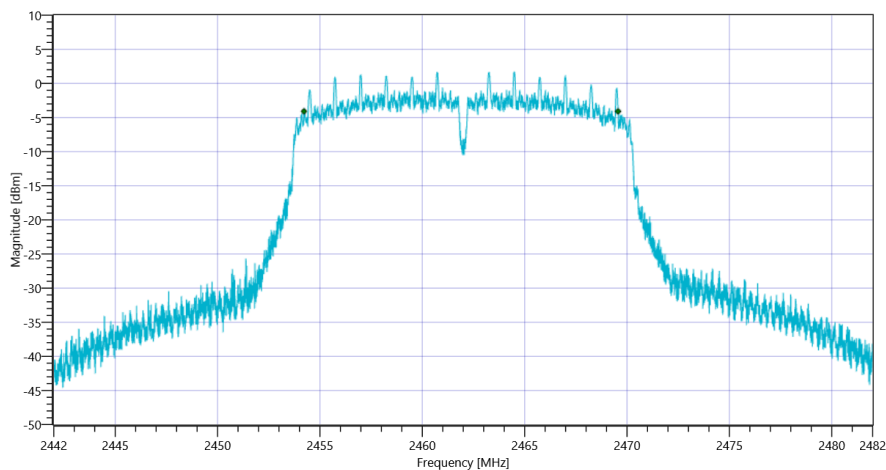
Test Description	Lower Limit	Upper Limit	Measured	Unit	Verdict
Ref. Power 1MHz/1MHz cond.	---	---	9.35	dBm	INFO
Ref. Frequency	---	---	2465.100	MHz	INFO

READ SA SETTINGS:

RefLevel [dBm] RefLevelOffset [dB] InpAtt [dB]	14.35 10.61 20
Start [MHz] Stop [MHz]	2442.000 2482.000
RBW [MHz] VBW [MHz]	0.100000 0.300000
Detector TraceMode	POS MAXH
Sweep: Time [ms] Count Points per Section Type	50 200 10001 SWE

RESULT

Test Description	Lower Limit	Upper Limit	Measured	Unit	Verdict
DTS Bandwidth (6dB)	500	---	15340	kHz	PASS



FCC Part 15.247 Bandwidth 6dB DTS ~ WLAN2G4 g-mode

General verdict

PASS

FCC Part 15.247 Bandwidth 6dB DTS ~ WLAN2G4 nHT20-mode

Test References	
TC Start	05.04.2022 11:56:37
Ambit Temp [°C] Humidity [rel%]	27.1 23
System Version	3.0.6.0
Test Specification	FCC Part 15.247
Test Method	99
TC Version	0.0.1
My Description	FCC 15.247 Bandwidth 6DB DTS - WLAN 2G4 nHT20_mode
Add. Information	

EUT Common Settings WLAN2G4	
Number of Antenna Ports	1
User Interaction	No

Test Parameter	
Technology to test	WLAN2G4 nHT20-mode
Antenna Port used	1
Temperature	nom
Voltage	nom
Frequency low to test	True Freq [MHz] 2412
Frequency mid to test	False Freq [MHz] 2437
Frequency high to test	False Freq [MHz] 2462
Auto Control enabled Power Supply Climatic Box	No No
Additional Path Loss [dB]	0.5
Switched Path	EUT - SignalingUnit - SpectrumAnalyzer

Test Equipment	
Signal analyzer,Rohde&Schwarz,FSV-30,1321.3008K30/103809,3.70	
Signaling unit,Rohde&Schwarz,CMW,1201.0002k75/102550,4.0.61	
Switch matrix,CTCadvanced,RSM-1 NI DAQ,29655273,NI	

Test at TX 2412 MHz

RESULT: Reference Power cond.

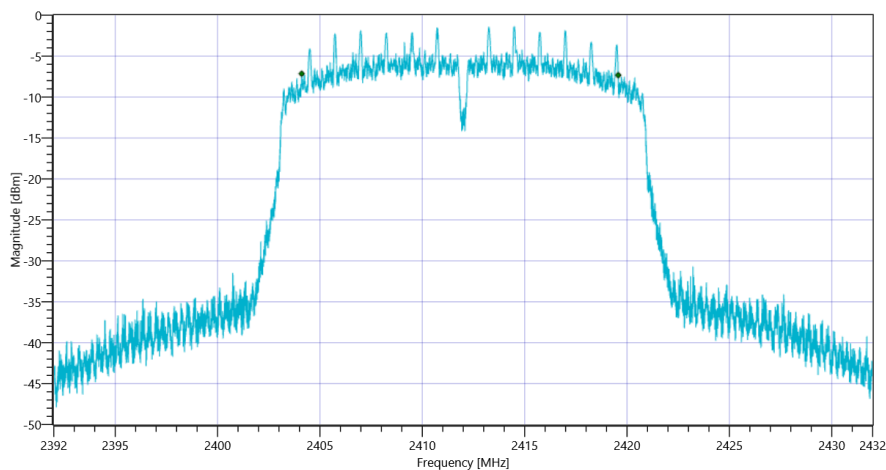
Test Description	Lower Limit	Upper Limit	Measured	Unit	Verdict
Ref. Power 1MHz/1MHz cond.	---	---	6.07	dBm	INFO
Ref. Frequency	---	---	2409.900	MHz	INFO

READ SA SETTINGS:

RefLevel [dBm] RefLevelOffset [dB] InpAtt [dB]	11.07 10.6 20
Start [MHz] Stop [MHz]	2392.000 2432.000
RBW [MHz] VBW [MHz]	0.100000 0.300000
Detector TraceMode	POS MAXH
Sweep: Time [ms] Count Points per Section Type	50 200 10001 SWE

RESULT

Test Description	Lower Limit	Upper Limit	Measured	Unit	Verdict
DTS Bandwidth (6dB)	500	---	15460	kHz	PASS



FCC Part 15.247 Bandwidth 6dB DTS ~ WLAN2G4 nHT20-mode

General verdict

PASS

FCC Part 15.247 Bandwidth 6dB DTS ~ WLAN2G4 nHT20-mode

Test References	
TC Start	05.04.2022 12:19:23
Ambit Temp [°C] Humidity [rel%]	28.2 22
System Version	3.0.6.0
Test Specification	FCC Part 15.247
Test Method	99
TC Version	0.0.1
My Description	FCC 15.247 Bandwidth 6DB DTS - WLAN 2G4 nHT20_mode
Add. Information	

EUT Common Settings WLAN2G4	
Number of Antenna Ports	1
User Interaction	No

Test Parameter	
Technology to test	WLAN2G4 nHT20-mode
Antenna Port used	1
Temperature	nom
Voltage	nom
Frequency low to test	False Freq [MHz] 2412
Frequency mid to test	True Freq [MHz] 2437
Frequency high to test	False Freq [MHz] 2462
Auto Control enabled Power Supply Climatic Box	No No
Additional Path Loss [dB]	0.5
Switched Path	EUT - SignalingUnit - SpectrumAnalyzer

Test Equipment	
Signal analyzer,Rohde&Schwarz,FSV-30,1321.3008K30/103809,3.70	
Signaling unit,Rohde&Schwarz,CMW,1201.0002k75/102550,4.0.61	
Switch matrix,CTCadvanced,RSM-1 NI DAQ,29655273,NI	

Test at TX 2437 MHz

RESULT: Reference Power cond.

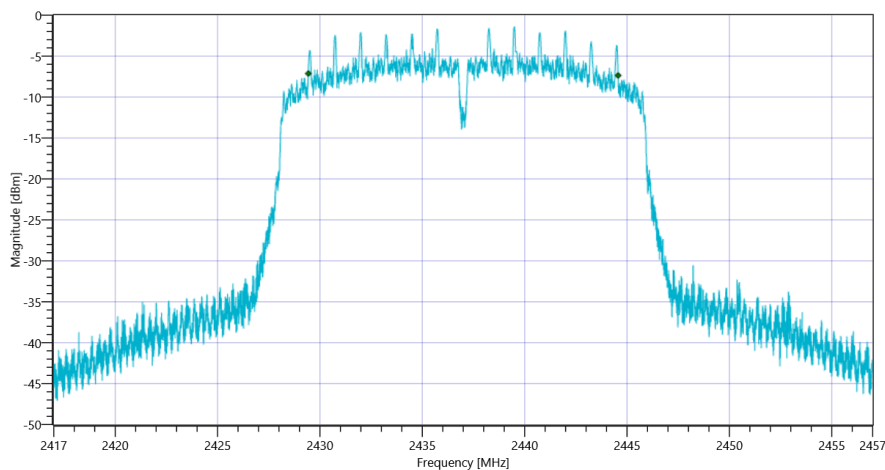
Test Description	Lower Limit	Upper Limit	Measured	Unit	Verdict
Ref. Power 1MHz/1MHz cond.	---	---	5.98	dBm	INFO
Ref. Frequency	---	---	2440.600	MHz	INFO

READ SA SETTINGS:

RefLevel [dBm] RefLevelOffset [dB] InpAtt [dB]	10.98 10.6 20
Start [MHz] Stop [MHz]	2417.000 2457.000
RBW [MHz] VBW [MHz]	0.100000 0.300000
Detector TraceMode	POS MAXH
Sweep: Time [ms] Count Points per Section Type	50 200 10001 SWE

RESULT

Test Description	Lower Limit	Upper Limit	Measured	Unit	Verdict
DTS Bandwidth (6dB)	500	---	15132	kHz	PASS



General verdict

PASS

FCC Part 15.247 Bandwidth 6dB DTS ~ WLAN2G4 nHT20-mode

Test References	
TC Start	05.04.2022 12:54:59
Ambit Temp [°C] Humidity [rel%]	28.9 22
System Version	3.0.6.0
Test Specification	FCC Part 15.247
Test Method	99
TC Version	0.0.1
My Description	FCC 15.247 Bandwidth 6DB DTS - WLAN 2G4 nHT20_mode
Add. Information	

EUT Common Settings WLAN2G4	
Number of Antenna Ports	1
User Interaction	No

Test Parameter	
Technology to test	WLAN2G4 nHT20-mode
Antenna Port used	1
Temperature	nom
Voltage	nom
Frequency low to test	False Freq [MHz] 2412
Frequency mid to test	False Freq [MHz] 2437
Frequency high to test	True Freq [MHz] 2462
Auto Control enabled Power Supply Climatic Box	No No
Additional Path Loss [dB]	0.5
Switched Path	EUT - SignalingUnit - SpectrumAnalyzer

Test Equipment	
Signal analyzer,Rohde&Schwarz,FSV-30,1321.3008K30/103809,3.70	
Signaling unit,Rohde&Schwarz,CMW,1201.0002k75/102550,4.0.61	
Switch matrix,CTCadvanced,RSM-1 NI DAQ,29655273,NI	

Test at TX 2462 MHz

RESULT: Reference Power cond.

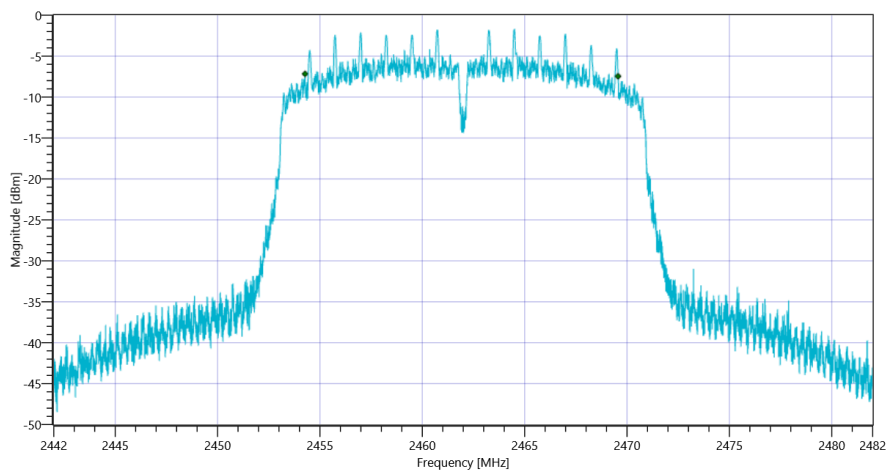
Test Description	Lower Limit	Upper Limit	Measured	Unit	Verdict
Ref. Power 1MHz/1MHz cond.	---	---	6.76	dBm	INFO
Ref. Frequency	---	---	2458.400	MHz	INFO

READ SA SETTINGS:

RefLevel [dBm] RefLevelOffset [dB] InpAtt [dB]	11.76 10.61 20
Start [MHz] Stop [MHz]	2442.000 2482.000
RBW [MHz] VBW [MHz]	0.100000 0.300000
Detector TraceMode	POS MAXH
Sweep: Time [ms] Count Points per Section Type	50 200 10001 SWE

RESULT

Test Description	Lower Limit	Upper Limit	Measured	Unit	Verdict
DTS Bandwidth (6dB)	500	---	15288	kHz	PASS



FCC Part 15.247 Bandwidth 6dB DTS ~ WLAN2G4 nHT20-mode

General verdict

PASS

FCC Part 15.247 Bandwidth 99PCT-20dB ~ WLAN2G4 b-mode

Test References	
TC Start	05.04.2022 09:07:24
Ambit Temp [°C] Humidity [rel%]	21.6 32
System Version	3.0.6.0
Test Specification	FCC Part 15.247
Test Method	
TC Version	0.0.2
My Description	FCC 15.247 Bandwidth 99PCT-20DB DTS - WLAN 2G4 b-mode
Add. Information	

EUT Common Settings WLAN2G4	
Number of Antenna Ports	1
User Interaction	No

Test Parameter	
Technology to test	WLAN2G4 b-mode
Antenna Port used	1
Temperature	nom
Voltage	nom
Frequency low to test	True Freq [MHz] 2412
Frequency mid to test	False Freq [MHz] 2437
Frequency high to test	False Freq [MHz] 2462
Auto Control enabled Power Supply Climatic Box	No No
Additional Path Loss [dB]	0.5
Switched Path	EUT - SignalingUnit - SpectrumAnalyzer

Test Equipment	
Signal analyzer,Rohde&Schwarz,FSV-30,1321.3008K30/103809,3.70	
Signaling unit,Rohde&Schwarz,CMW,1201.0002k75/102550,4.0.61	
Switch matrix,CTCadvanced,RSM-1 NI DAQ,29655273,NI	

Test at TX 2412 MHz

RESULT: Reference Power cond.

Test Description	Lower Limit	Upper Limit	Measured	Unit	Verdict
Ref. Power 1MHz/1MHz cond.	---	---	12.08	dBm	INFO
Ref. Frequency	---	---	2410.700	MHz	INFO

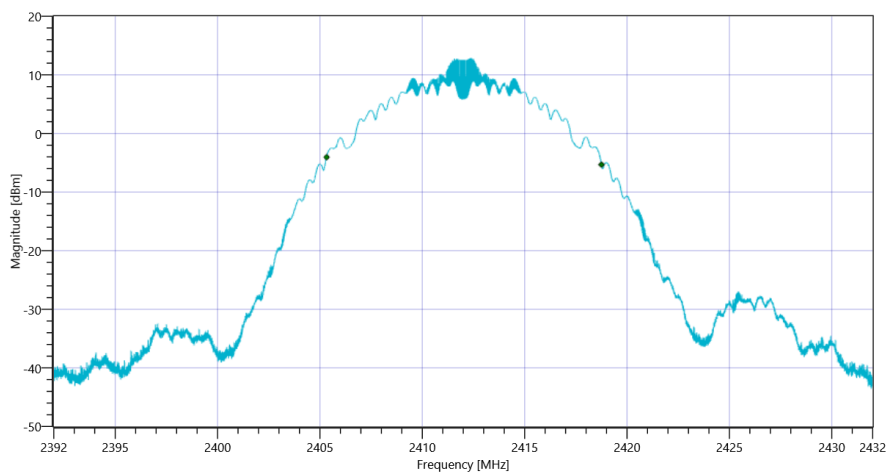
READ SA SETTINGS:

RefLevel [dBm] RefLevelOffset [dB] InpAtt [dB]	17.08 10.6 25
Start [MHz] Stop [MHz]	2392.000 2432.000
RBW [MHz] VBW [MHz]	0.500000 2.000000
Detector TraceMode	POS MAXH
Sweep: Time [ms] Count Points per Section Type	50 200 10001 SWE

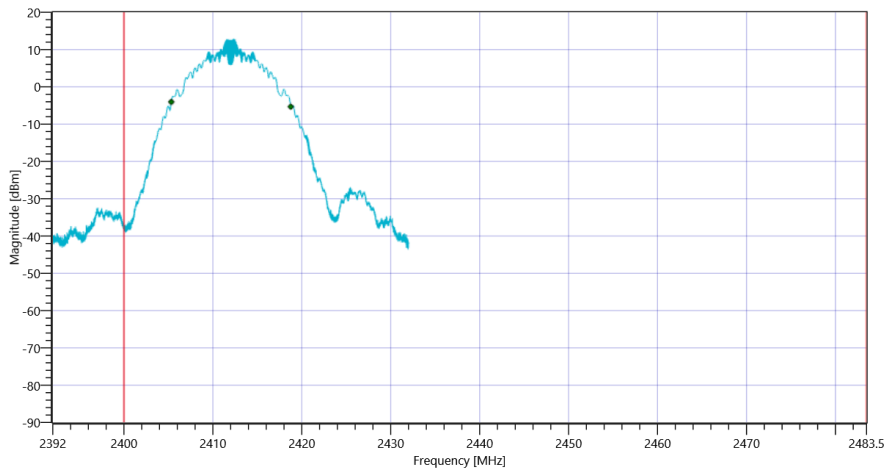
RESULT

Test Description	Lower Limit	Upper Limit	Measured	Unit	Verdict
Bandwidth 99%	---	---	13426.657	kHz	INFO
T1 99%	2400.000000	---	2405.3247	MHz	PASS
T2 99%	---	2483.500000	2418.7513	MHz	PASS

Plot: Bandwidth only



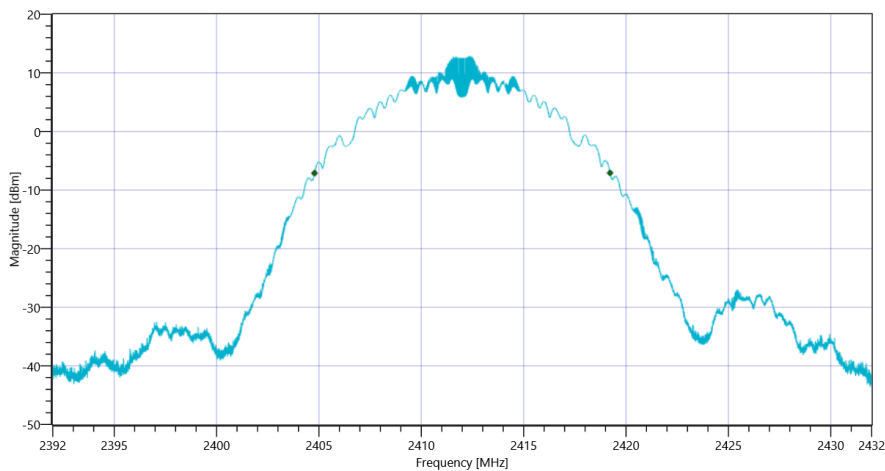
Plot: Bandwidth within Band



FCC Part 15.247 Bandwidth 99PCT-20dB ~ WLAN2G4 b-mode

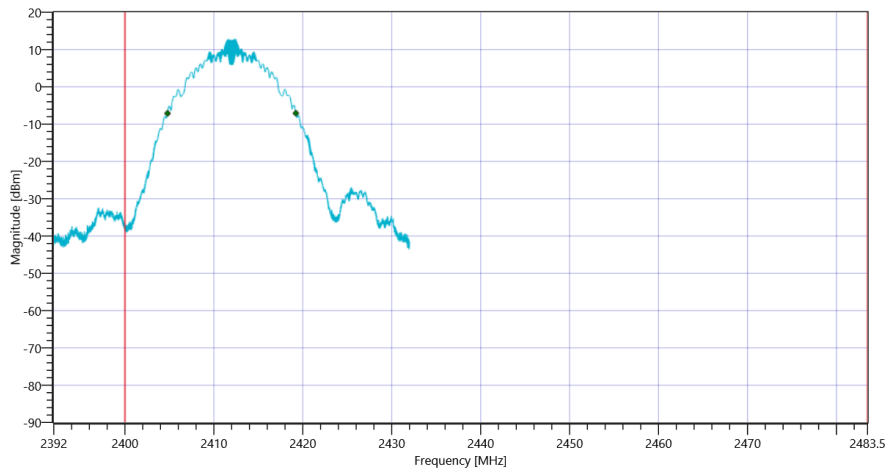
RESULT					
Test Description	Lower Limit	Upper Limit	Measured	Unit	Verdict
Bandwidth 20dB	---	---	14436	kHz	INFO
T1 20dB	2400.000000	---	2404.7840	MHz	PASS
T2 20dB	---	2483.500000	2419.2200	MHz	PASS

Plot: Bandwidth only



FCC Part 15.247 Bandwidth 99PCT-20dB ~ WLAN2G4 b-mode 20dB

Plot: Bandwidth within Band



FCC Part 15.247 Bandwidth 99PCT-20dB ~ WLAN2G4 b-mode

General verdict

PASS

FCC Part 15.247 Bandwidth 99PCT-20dB ~ WLAN2G4 b-mode

Test References	
TC Start	05.04.2022 09:23:32
Ambit Temp [°C] Humidity [rel%]	22.0 29
System Version	3.0.6.0
Test Specification	FCC Part 15.247
Test Method	
TC Version	0.0.2
My Description	FCC 15.247 Bandwidth 99PCT-20DB DTS - WLAN 2G4 b-mode
Add. Information	

EUT Common Settings WLAN2G4	
Number of Antenna Ports	1
User Interaction	No

Test Parameter	
Technology to test	WLAN2G4 b-mode
Antenna Port used	1
Temperature	nom
Voltage	nom
Frequency low to test	False Freq [MHz] 2412
Frequency mid to test	True Freq [MHz] 2437
Frequency high to test	False Freq [MHz] 2462
Auto Control enabled Power Supply Climatic Box	No No
Additional Path Loss [dB]	0.5
Switched Path	EUT - SignalingUnit - SpectrumAnalyzer

Test Equipment	
Signal analyzer,Rohde&Schwarz,FSV-30,1321.3008K30/103809,3.70	
Signaling unit,Rohde&Schwarz,CMW,1201.0002k75/102550,4.0.61	
Switch matrix,CTCadvanced,RSM-1 NI DAQ,29655273,NI	

Test at TX 2437 MHz

RESULT: Reference Power cond.

Test Description	Lower Limit	Upper Limit	Measured	Unit	Verdict
Ref. Power 1MHz/1MHz cond.	---	---	11.69	dBm	INFO
Ref. Frequency	---	---	2435.800	MHz	INFO

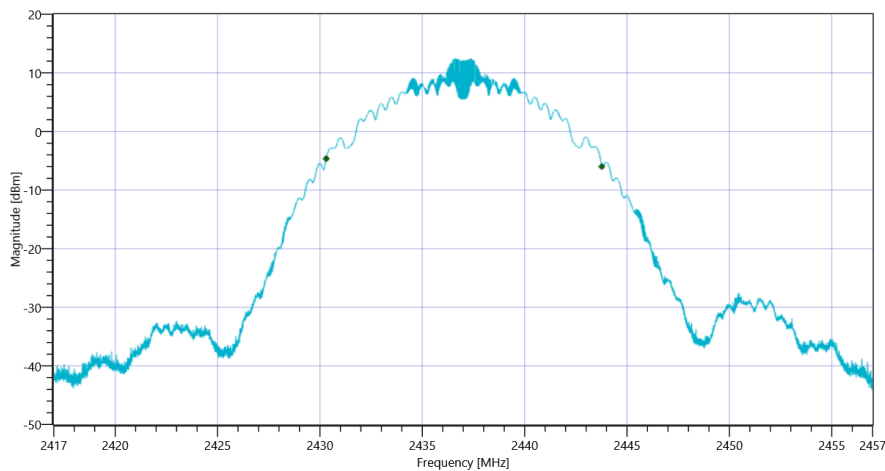
READ SA SETTINGS:

RefLevel [dBm] RefLevelOffset [dB] InpAtt [dB]	16.69 10.6 25
Start [MHz] Stop [MHz]	2417.000 2457.000
RBW [MHz] VBW [MHz]	0.500000 2.000000
Detector TraceMode	POS MAXH
Sweep: Time [ms] Count Points per Section Type	50 200 10001 SWE

RESULT

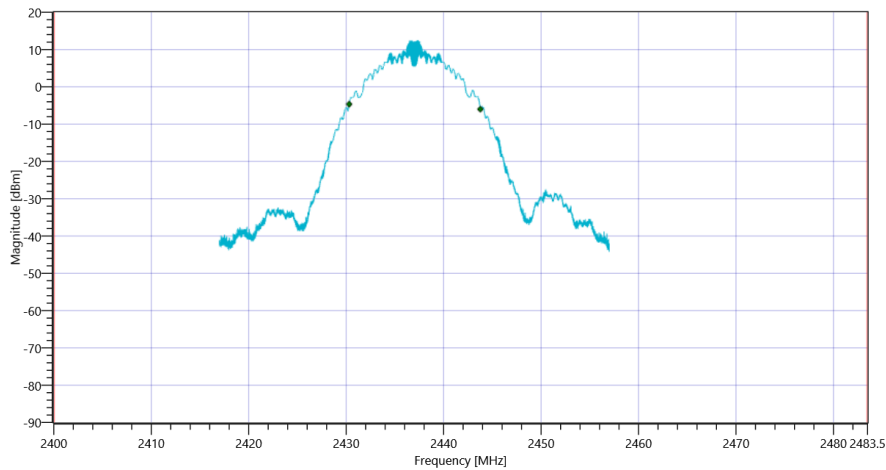
Test Description	Lower Limit	Upper Limit	Measured	Unit	Verdict
Bandwidth 99%	---	---	13462.654	kHz	INFO
T1 99%	2400.000000	---	2430.3047	MHz	PASS
T2 99%	---	2483.500000	2443.7673	MHz	PASS

Plot: Bandwidth only



FCC Part 15.247 Bandwidth 99PCT-20dB ~ WLAN2G4 b-mode 99PCT

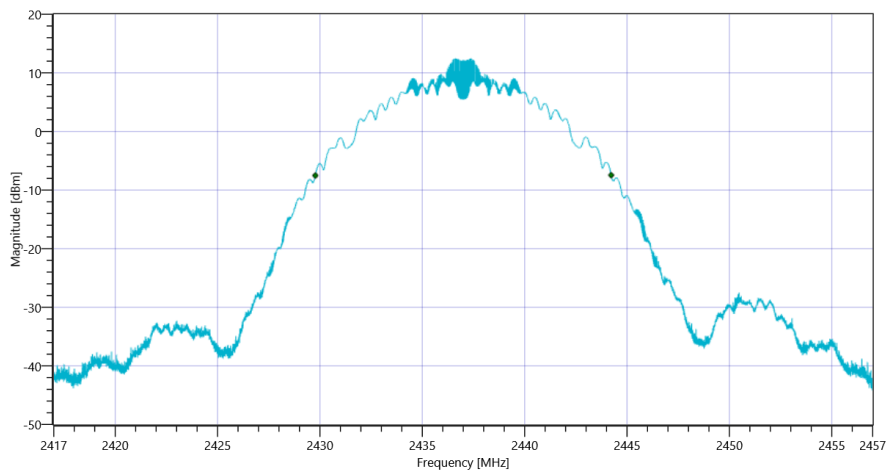
Plot: Bandwidth within Band



FCC Part 15.247 Bandwidth 99PCT-20dB ~ WLAN2G4 b-mode

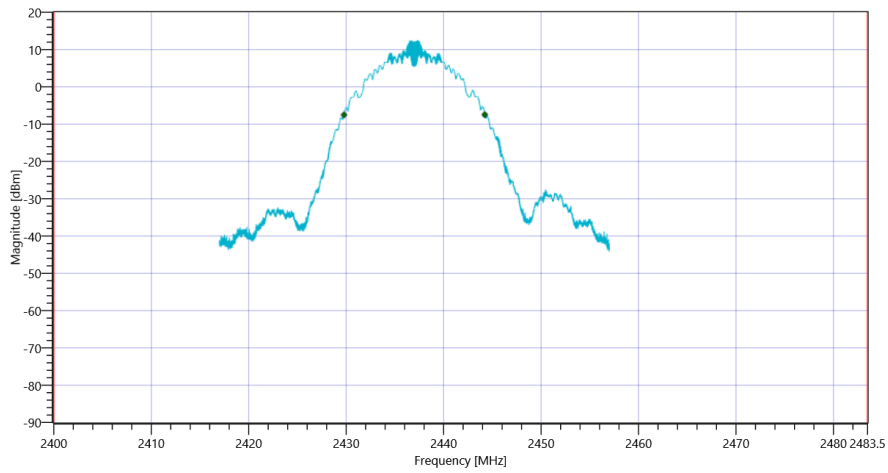
RESULT					
Test Description	Lower Limit	Upper Limit	Measured	Unit	Verdict
Bandwidth 20dB	---	---	14448	kHz	INFO
T1 20dB	2400.000000	---	2429.7760	MHz	PASS
T2 20dB	---	2483.500000	2444.2240	MHz	PASS

Plot: Bandwidth only



FCC Part 15.247 Bandwidth 99PCT-20dB ~ WLAN2G4 b-mode 20dB

Plot: Bandwidth within Band



FCC Part 15.247 Bandwidth 99PCT-20dB ~ WLAN2G4 b-mode

General verdict

PASS

FCC Part 15.247 Bandwidth 99PCT-20dB ~ WLAN2G4 b-mode

Test References	
TC Start	05.04.2022 09:41:18
Ambit Temp [°C] Humidity [rel%]	23.3 27
System Version	3.0.6.0
Test Specification	FCC Part 15.247
Test Method	
TC Version	0.0.2
My Description	FCC 15.247 Bandwidth 99PCT-20DB DTS - WLAN 2G4 b-mode
Add. Information	

EUT Common Settings WLAN2G4	
Number of Antenna Ports	1
User Interaction	No

Test Parameter	
Technology to test	WLAN2G4 b-mode
Antenna Port used	1
Temperature	nom
Voltage	nom
Frequency low to test	False Freq [MHz] 2412
Frequency mid to test	False Freq [MHz] 2437
Frequency high to test	True Freq [MHz] 2462
Auto Control enabled Power Supply Climatic Box	No No
Additional Path Loss [dB]	0.5
Switched Path	EUT - SignalingUnit - SpectrumAnalyzer

Test Equipment	
Signal analyzer,Rohde&Schwarz,FSV-30,1321.3008K30/103809,3.70	
Signaling unit,Rohde&Schwarz,CMW,1201.0002k75/102550,4.0.61	
Switch matrix,CTCadvanced,RSM-1 NI DAQ,29655273,NI	

Test at TX 2462 MHz

RESULT: Reference Power cond.

Test Description	Lower Limit	Upper Limit	Measured	Unit	Verdict
Ref. Power 1MHz/1MHz cond.	---	---	11.62	dBm	INFO
Ref. Frequency	---	---	2460.700	MHz	INFO

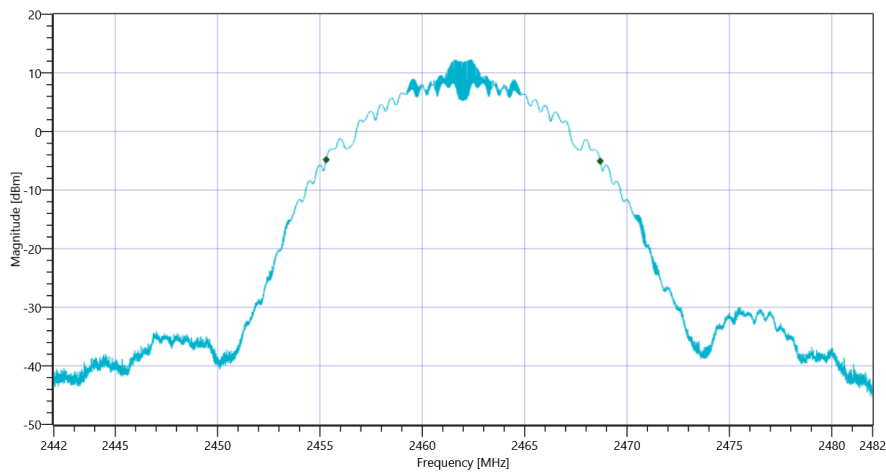
READ SA SETTINGS:

RefLevel [dBm] RefLevelOffset [dB] InpAtt [dB]	16.62 10.61 25
Start [MHz] Stop [MHz]	2442.000 2482.000
RBW [MHz] VBW [MHz]	0.500000 2.000000
Detector TraceMode	POS MAXH
Sweep: Time [ms] Count Points per Section Type	50 200 10001 SWE

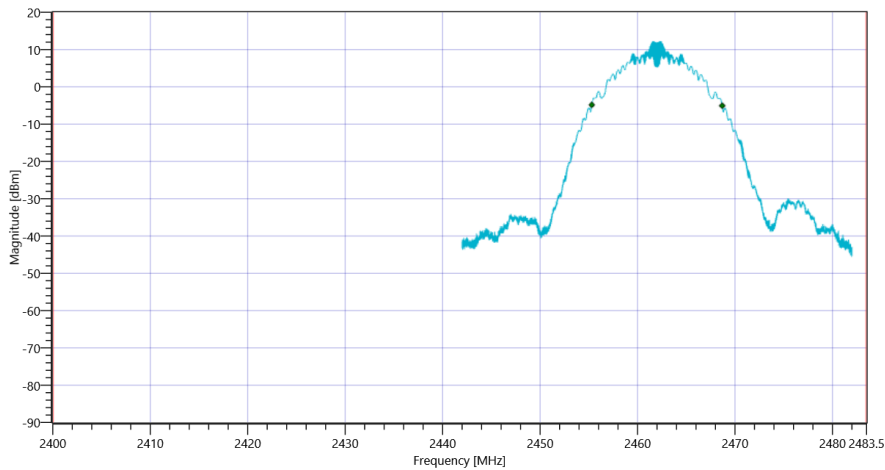
RESULT

Test Description	Lower Limit	Upper Limit	Measured	Unit	Verdict
Bandwidth 99%	---	---	13386.661	kHz	INFO
T1 99%	2400.000000	---	2455.3047	MHz	PASS
T2 99%	---	2483.500000	2468.6913	MHz	PASS

Plot: Bandwidth only



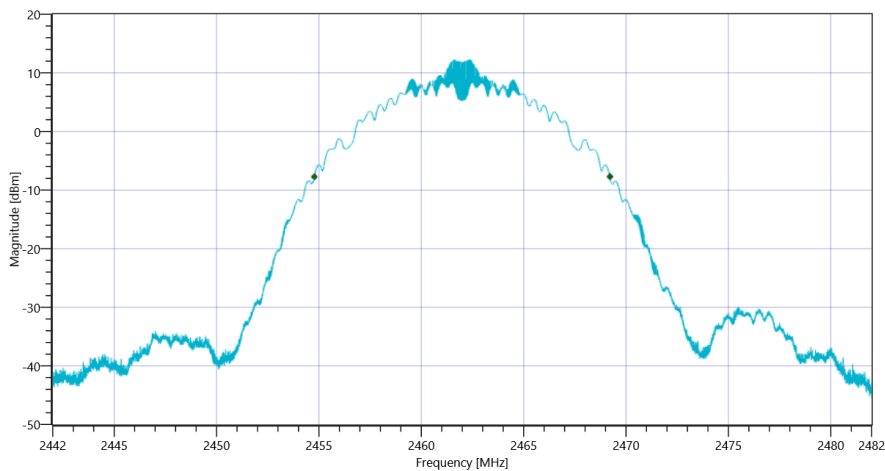
Plot: Bandwidth within Band



FCC Part 15.247 Bandwidth 99PCT-20dB ~ WLAN2G4 b-mode

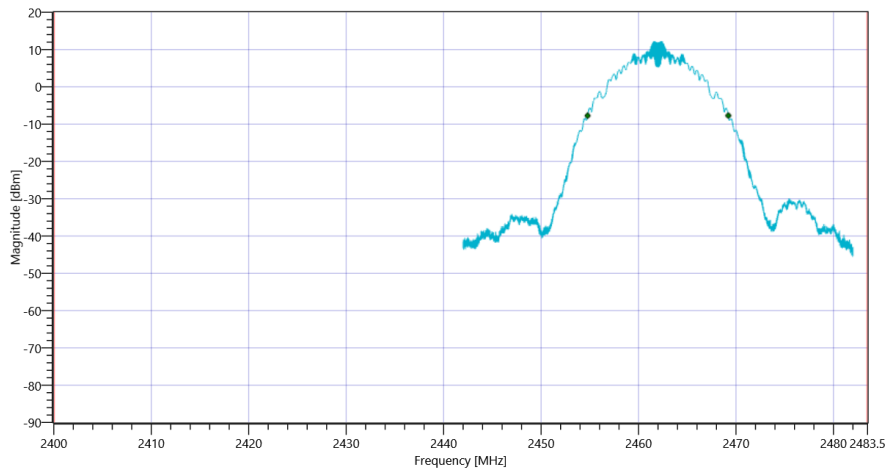
RESULT					
Test Description	Lower Limit	Upper Limit	Measured	Unit	Verdict
Bandwidth 20dB	---	---	14436	kHz	INFO
T1 20dB	2400.000000	---	2454.7760	MHz	PASS
T2 20dB	---	2483.500000	2469.2120	MHz	PASS

Plot: Bandwidth only



FCC Part 15.247 Bandwidth 99PCT-20dB ~ WLAN2G4 b-mode 20dB

Plot: Bandwidth within Band



FCC Part 15.247 Bandwidth 99PCT-20dB ~ WLAN2G4 b-mode

General verdict

PASS

FCC Part 15.247 Bandwidth 99PCT-20dB ~ WLAN2G4 g-mode

Test References	
TC Start	05.04.2022 11:10:48
Ambit Temp [°C] Humidity [rel%]	26.0 25
System Version	3.0.6.0
Test Specification	FCC Part 15.247
Test Method	
TC Version	0.0.2
My Description	FCC 15.247 Bandwidth 99PCT-20DB DTS - WLAN 2G4 g-mode
Add. Information	

EUT Common Settings WLAN2G4	
Number of Antenna Ports	1
User Interaction	No

Test Parameter	
Technology to test	WLAN2G4 g-mode
Antenna Port used	1
Temperature	nom
Voltage	nom
Frequency low to test	True Freq [MHz] 2412
Frequency mid to test	False Freq [MHz] 2437
Frequency high to test	False Freq [MHz] 2462
Auto Control enabled Power Supply Climatic Box	No No
Additional Path Loss [dB]	0.5
Switched Path	EUT - SignalingUnit - SpectrumAnalyzer

Test Equipment	
Signal analyzer,Rohde&Schwarz,FSV-30,1321.3008K30/103809,3.70	
Signaling unit,Rohde&Schwarz,CMW,1201.0002k75/102550,4.0.61	
Switch matrix,CTCadvanced,RSM-1 NI DAQ,29655273,NI	

Test at TX 2412 MHz

RESULT: Reference Power cond.

Test Description	Lower Limit	Upper Limit	Measured	Unit	Verdict
Ref. Power 1MHz/1MHz cond.	---	---	9.81	dBm	INFO
Ref. Frequency	---	---	2410.700	MHz	INFO

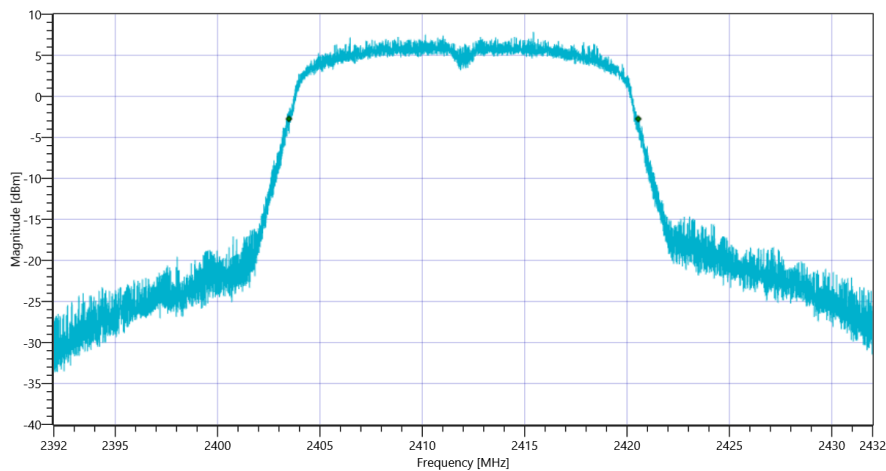
READ SA SETTINGS:

RefLevel [dBm] RefLevelOffset [dB] InpAtt [dB]	14.81 10.6 20
Start [MHz] Stop [MHz]	2392.000 2432.000
RBW [MHz] VBW [MHz]	0.500000 2.000000
Detector TraceMode	POS MAXH
Sweep: Time [ms] Count Points per Section Type	50 200 10001 SWE

RESULT

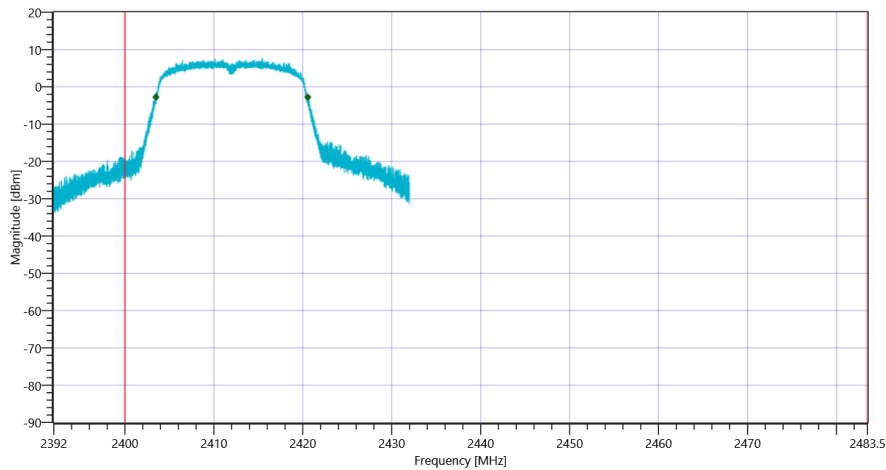
Test Description	Lower Limit	Upper Limit	Measured	Unit	Verdict
Bandwidth 99%	---	---	17066.293	kHz	INFO
T1 99%	2400.000000	---	2403.4849	MHz	PASS
T2 99%	---	2483.500000	2420.5511	MHz	PASS

Plot: Bandwidth only



FCC Part 15.247 Bandwidth 99PCT-20dB ~ WLAN2G4 g-mode 99PCT

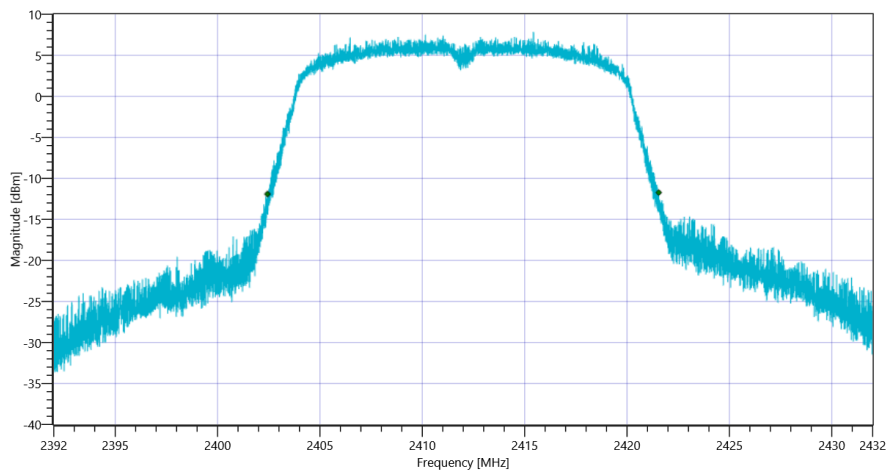
Plot: Bandwidth within Band



FCC Part 15.247 Bandwidth 99PCT-20dB ~ WLAN2G4 g-mode

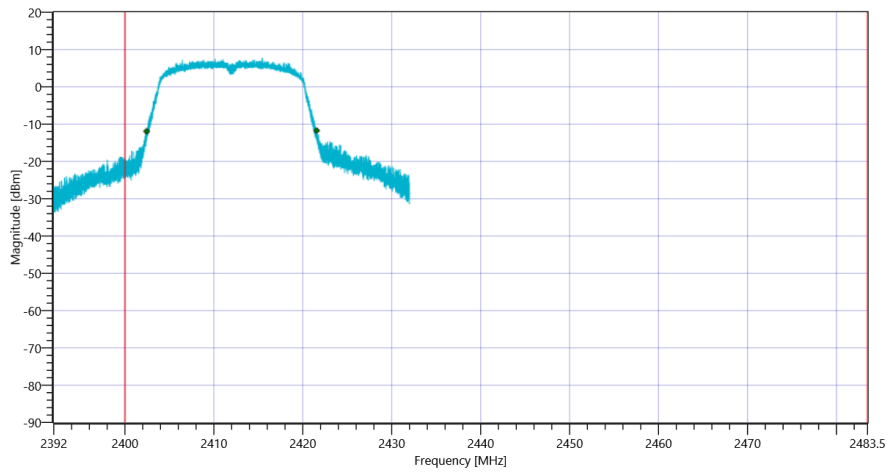
RESULT						
Test Description	Lower Limit	Upper Limit	Measured	Unit	Verdict	
Bandwidth 20dB	---	---	19112	kHz	INFO	
T1 20dB	2400.000000	---	2402.4360	MHz	PASS	
T2 20dB	---	2483.500000	2421.5480	MHz	PASS	

Plot: Bandwidth only



FCC Part 15.247 Bandwidth 99PCT-20dB ~ WLAN2G4 g-mode 20dB

Plot: Bandwidth within Band



FCC Part 15.247 Bandwidth 99PCT-20dB ~ WLAN2G4 g-mode

General verdict

PASS

FCC Part 15.247 Bandwidth 99PCT-20dB ~ WLAN2G4 g-mode

Test References	
TC Start	05.04.2022 11:33:25
Ambit Temp [°C] Humidity [rel%]	27.3 24
System Version	3.0.6.0
Test Specification	FCC Part 15.247
Test Method	
TC Version	0.0.2
My Description	FCC 15.247 Bandwidth 99PCT-20DB DTS - WLAN 2G4 g-mode
Add. Information	

EUT Common Settings WLAN2G4	
Number of Antenna Ports	1
User Interaction	No

Test Parameter	
Technology to test	WLAN2G4 g-mode
Antenna Port used	1
Temperature	nom
Voltage	nom
Frequency low to test	False Freq [MHz] 2412
Frequency mid to test	True Freq [MHz] 2437
Frequency high to test	False Freq [MHz] 2462
Auto Control enabled Power Supply Climatic Box	No No
Additional Path Loss [dB]	0.5
Switched Path	EUT - SignalingUnit - SpectrumAnalyzer

Test Equipment	
Signal analyzer,Rohde&Schwarz,FSV-30,1321.3008K30/103809,3.70	
Signaling unit,Rohde&Schwarz,CMW,1201.0002k75/102550,4.0.61	
Switch matrix,CTCadvanced,RSM-1 NI DAQ,29655273,NI	

Test at TX 2437 MHz

RESULT: Reference Power cond.

Test Description	Lower Limit	Upper Limit	Measured	Unit	Verdict
Ref. Power 1MHz/1MHz cond.	---	---	9.64	dBm	INFO
Ref. Frequency	---	---	2438.300	MHz	INFO

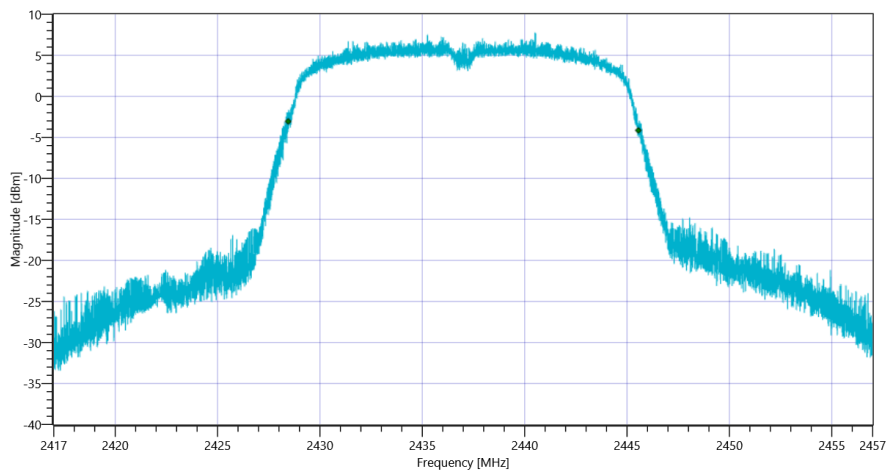
READ SA SETTINGS:

RefLevel [dBm] RefLevelOffset [dB] InpAtt [dB]	14.64 10.6 20
Start [MHz] Stop [MHz]	2417.000 2457.000
RBW [MHz] VBW [MHz]	0.500000 2.000000
Detector TraceMode	POS MAXH
Sweep: Time [ms] Count Points per Section Type	50 200 10001 SWE

RESULT

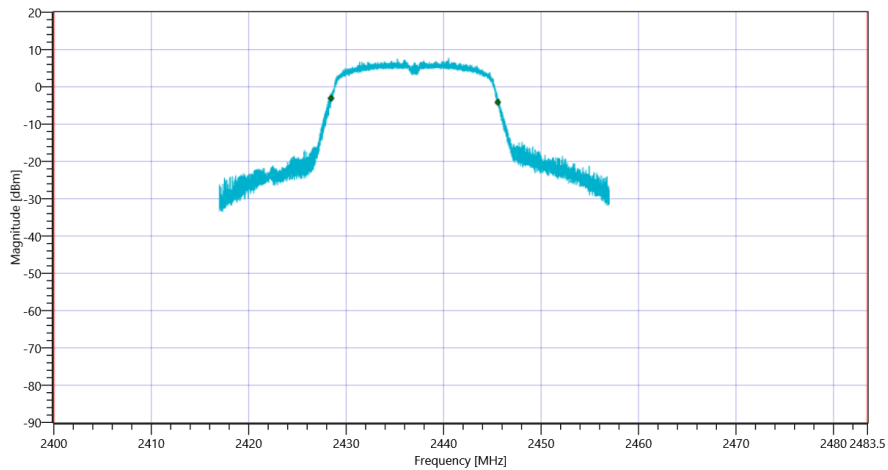
Test Description	Lower Limit	Upper Limit	Measured	Unit	Verdict
Bandwidth 99%	---	---	17102.290	kHz	INFO
T1 99%	2400.000000	---	2428.4489	MHz	PASS
T2 99%	---	2483.500000	2445.5511	MHz	PASS

Plot: Bandwidth only



FCC Part 15.247 Bandwidth 99PCT-20dB ~ WLAN2G4 g-mode 99PCT

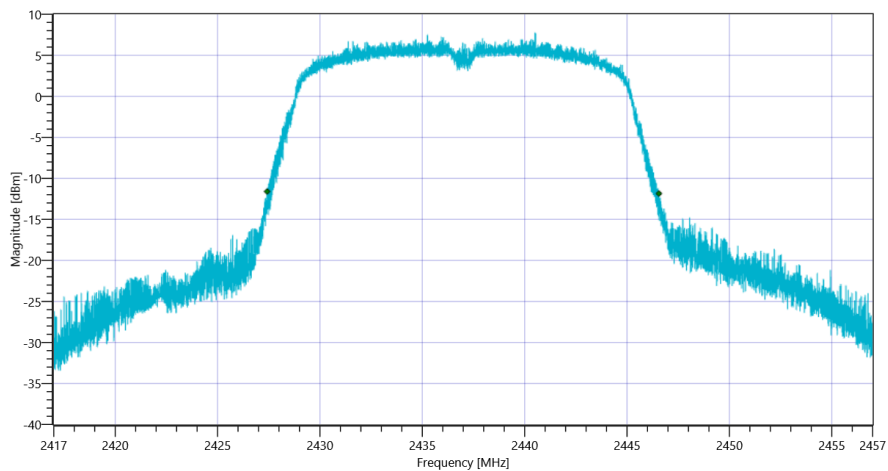
Plot: Bandwidth within Band



FCC Part 15.247 Bandwidth 99PCT-20dB ~ WLAN2G4 g-mode

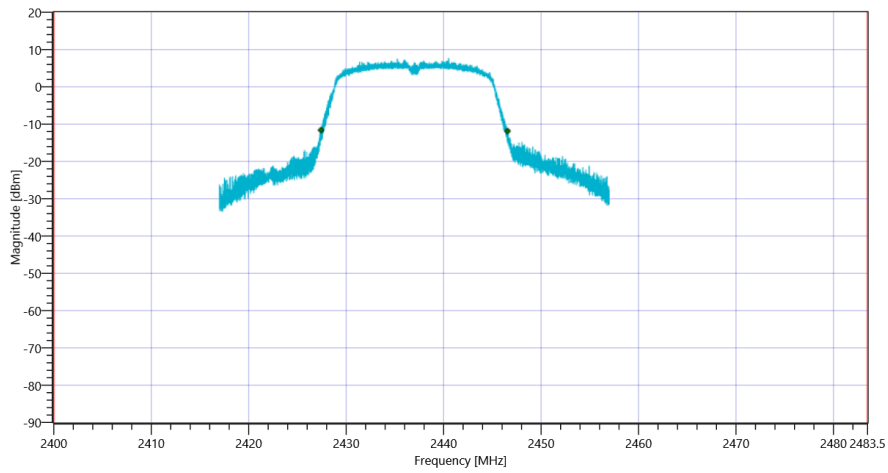
RESULT						
Test Description	Lower Limit	Upper Limit	Measured	Unit	Verdict	
Bandwidth 20dB	---	---	19136	kHz	INFO	
T1 20dB	2400.000000	---	2427.4200	MHz	PASS	
T2 20dB	---	2483.500000	2446.5560	MHz	PASS	

Plot: Bandwidth only



FCC Part 15.247 Bandwidth 99PCT-20dB ~ WLAN2G4 g-mode 20dB

Plot: Bandwidth within Band



FCC Part 15.247 Bandwidth 99PCT-20dB ~ WLAN2G4 g-mode

General verdict

PASS

FCC Part 15.247 Bandwidth 99PCT-20dB ~ WLAN2G4 g-mode

Test References	
TC Start	05.04.2022 11:51:55
Ambit Temp [°C] Humidity [rel%]	27.5 23
System Version	3.0.6.0
Test Specification	FCC Part 15.247
Test Method	
TC Version	0.0.2
My Description	FCC 15.247 Bandwidth 99PCT-20DB DTS - WLAN 2G4 g-mode
Add. Information	

EUT Common Settings WLAN2G4	
Number of Antenna Ports	1
User Interaction	No

Test Parameter	
Technology to test	WLAN2G4 g-mode
Antenna Port used	1
Temperature	nom
Voltage	nom
Frequency low to test	False Freq [MHz] 2412
Frequency mid to test	False Freq [MHz] 2437
Frequency high to test	True Freq [MHz] 2462
Auto Control enabled Power Supply Climatic Box	No No
Additional Path Loss [dB]	0.5
Switched Path	EUT - SignalingUnit - SpectrumAnalyzer

Test Equipment	
Signal analyzer,Rohde&Schwarz,FSV-30,1321.3008K30/103809,3.70	
Signaling unit,Rohde&Schwarz,CMW,1201.0002k75/102550,4.0.61	
Switch matrix,CTCadvanced,RSM-1 NI DAQ,29655273,NI	

Test at TX 2462 MHz

RESULT: Reference Power cond.

Test Description	Lower Limit	Upper Limit	Measured	Unit	Verdict
Ref. Power 1MHz/1MHz cond.	---	---	9.28	dBm	INFO
Ref. Frequency	---	---	2464.600	MHz	INFO

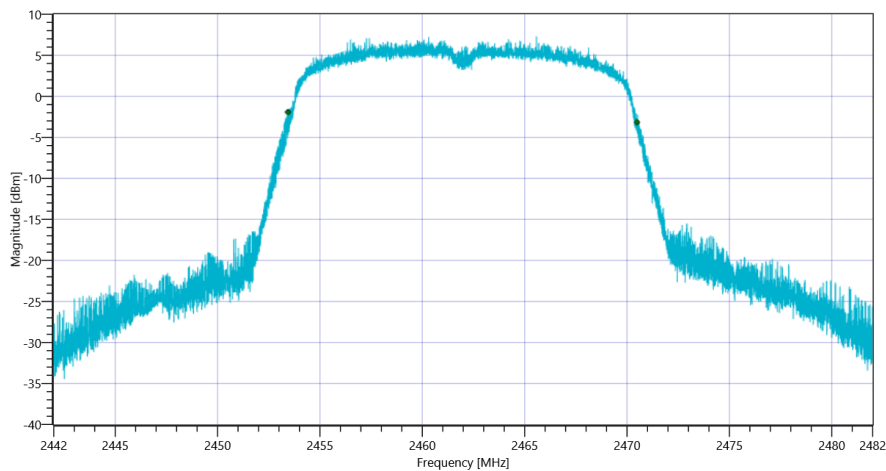
READ SA SETTINGS:

RefLevel [dBm] RefLevelOffset [dB] InpAtt [dB]	14.28 10.61 20
Start [MHz] Stop [MHz]	2442.000 2482.000
RBW [MHz] VBW [MHz]	0.500000 2.000000
Detector TraceMode	POS MAXH
Sweep: Time [ms] Count Points per Section Type	50 200 10001 SWE

RESULT

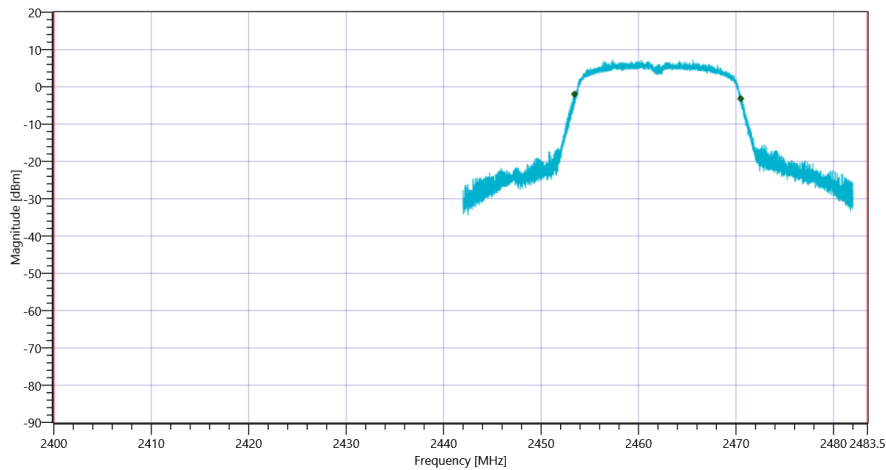
Test Description	Lower Limit	Upper Limit	Measured	Unit	Verdict
Bandwidth 99%	---	---	17050.295	kHz	INFO
T1 99%	2400.000000	---	2453.4369	MHz	PASS
T2 99%	---	2483.500000	2470.4872	MHz	PASS

Plot: Bandwidth only



FCC Part 15.247 Bandwidth 99PCT-20dB ~ WLAN2G4 g-mode 99PCT

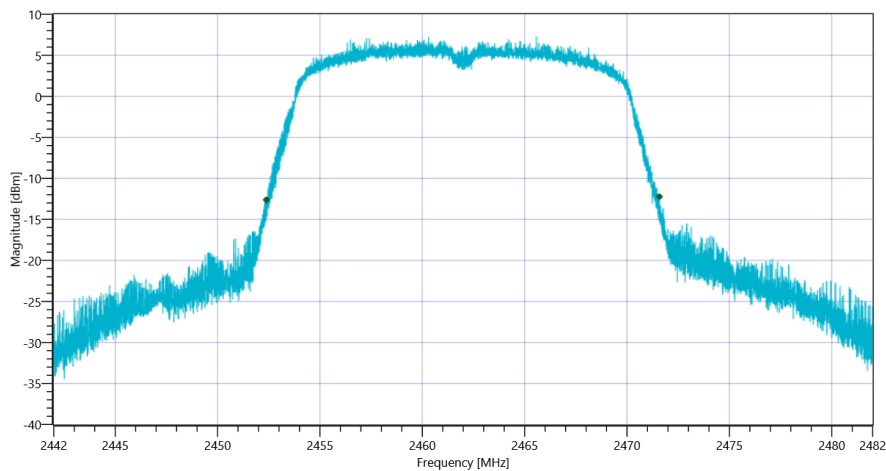
Plot: Bandwidth within Band



FCC Part 15.247 Bandwidth 99PCT-20dB ~ WLAN2G4 g-mode

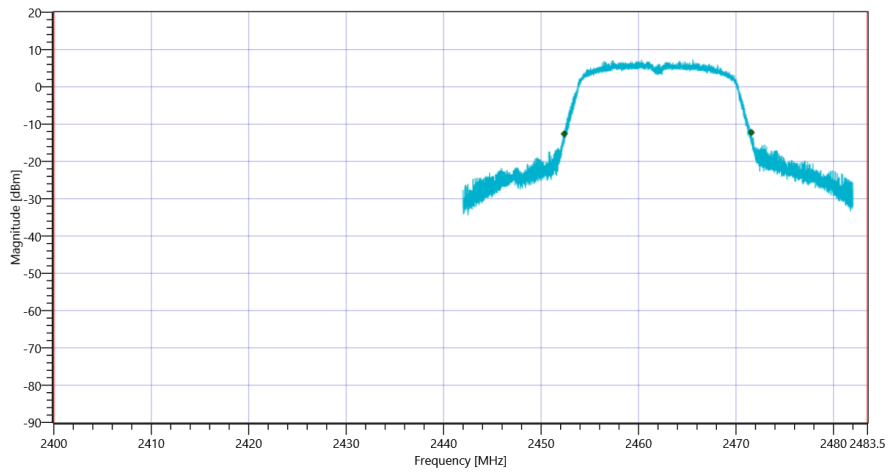
RESULT						
Test Description	Lower Limit	Upper Limit	Measured	Unit	Verdict	
Bandwidth 20dB	---	---	19204	kHz	INFO	
T1 20dB	2400.000000	---	2452.3800	MHz	PASS	
T2 20dB	---	2483.500000	2471.5840	MHz	PASS	

Plot: Bandwidth only



FCC Part 15.247 Bandwidth 99PCT-20dB ~ WLAN2G4 g-mode 20dB

Plot: Bandwidth within Band



FCC Part 15.247 Bandwidth 99PCT-20dB ~ WLAN2G4 g-mode

General verdict

PASS

FCC Part 15.247 Bandwidth 99PCT-20dB ~ WLAN2G4 nHT20-mode

Test References	
TC Start	05.04.2022 12:05:35
Ambit Temp [°C] Humidity [rel%]	27.5 23
System Version	3.0.6.0
Test Specification	FCC Part 15.247
Test Method	
TC Version	0.0.2
My Description	FCC 15.247 Bandwidth 99PCT-20DB DTS - WLAN 2G4 nHT20_mode
Add. Information	

EUT Common Settings WLAN2G4	
Number of Antenna Ports	1
User Interaction	No

Test Parameter	
Technology to test	WLAN2G4 nHT20-mode
Antenna Port used	1
Temperature	nom
Voltage	nom
Frequency low to test	True Freq [MHz] 2412
Frequency mid to test	False Freq [MHz] 2437
Frequency high to test	False Freq [MHz] 2462
Auto Control enabled Power Supply Climatic Box	No No
Additional Path Loss [dB]	0.5
Switched Path	EUT - SignalingUnit - SpectrumAnalyzer

Test Equipment	
Signal analyzer,Rohde&Schwarz,FSV-30,1321.3008K30/103809,3.70	
Signaling unit,Rohde&Schwarz,CMW,1201.0002k75/102550,4.0.61	
Switch matrix,CTCadvanced,RSM-1 NI DAQ,29655273,NI	

Test at TX 2412 MHz

RESULT: Reference Power cond.

Test Description	Lower Limit	Upper Limit	Measured	Unit	Verdict
Ref. Power 1MHz/1MHz cond.	---	---	6.30	dBm	INFO
Ref. Frequency	---	---	2410.700	MHz	INFO

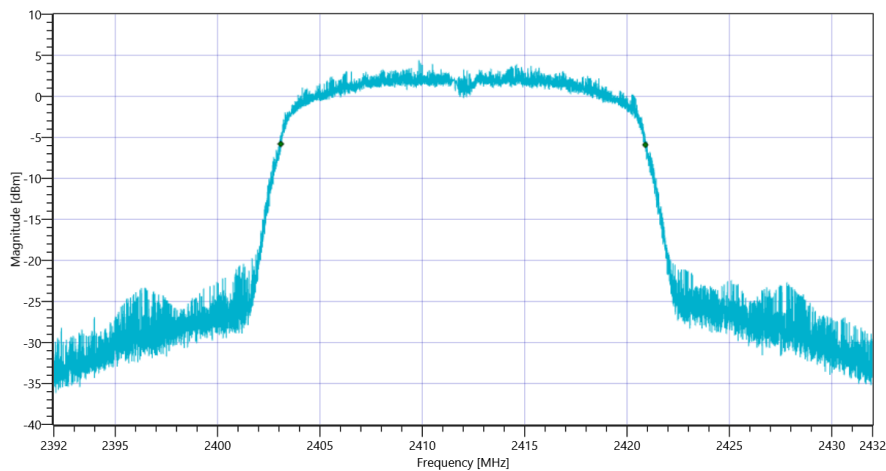
READ SA SETTINGS:

RefLevel [dBm] RefLevelOffset [dB] InpAtt [dB]	11.30 10.6 20
Start [MHz] Stop [MHz]	2392.000 2432.000
RBW [MHz] VBW [MHz]	0.500000 2.000000
Detector TraceMode	POS MAXH
Sweep: Time [ms] Count Points per Section Type	50 200 10001 SWE

RESULT

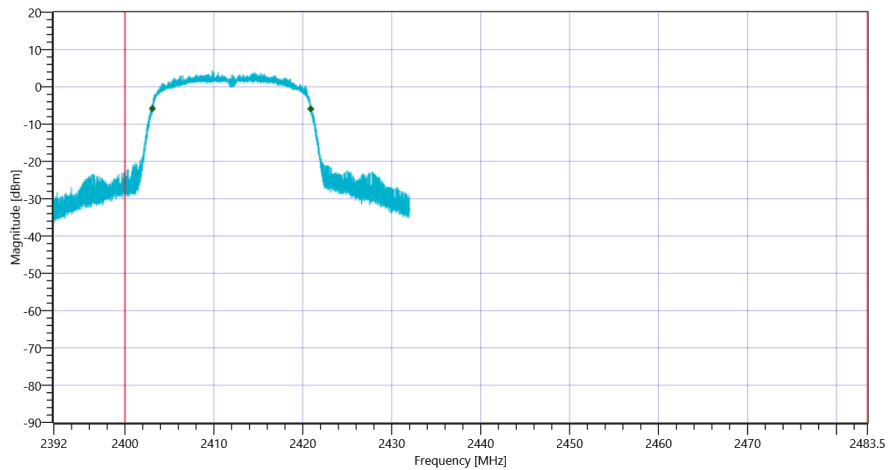
Test Description	Lower Limit	Upper Limit	Measured	Unit	Verdict
Bandwidth 99%	---	---	17806.219	kHz	INFO
T1 99%	2400.000000	---	2403.0889	MHz	PASS
T2 99%	---	2483.500000	2420.8951	MHz	PASS

Plot: Bandwidth only



FCC Part 15.247 Bandwidth 99PCT-20dB ~ WLAN2G4 nHT20-mode 99PCT

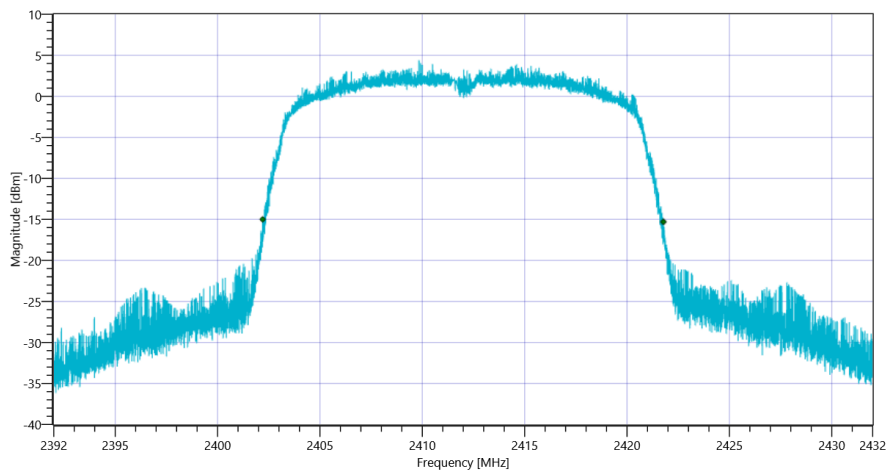
Plot: Bandwidth within Band



FCC Part 15.247 Bandwidth 99PCT:20dB ~ WLAN2G4 nHT20-mode

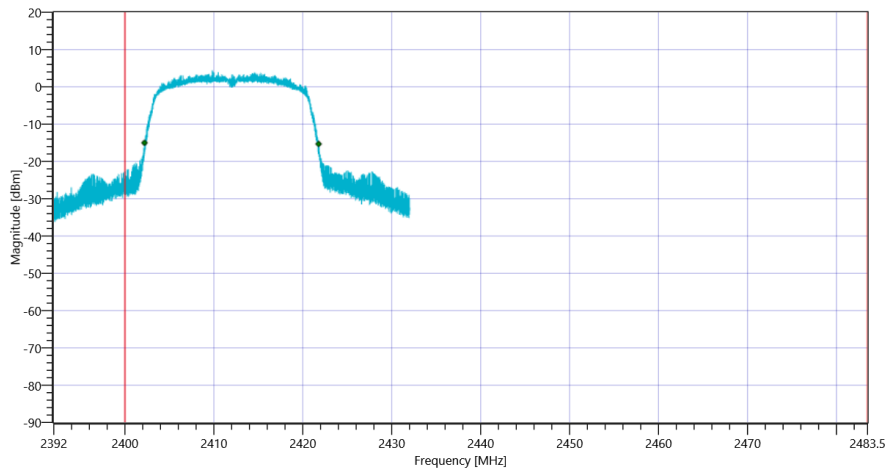
RESULT					
Test Description	Lower Limit	Upper Limit	Measured	Unit	Verdict
Bandwidth 20dB	---	---	19576	kHz	INFO
T1 20dB	2400.000000	---	2402.2000	MHz	PASS
T2 20dB	---	2483.500000	2421.7760	MHz	PASS

Plot: Bandwidth only



FCC Part 15.247 Bandwidth 99PCT:20dB ~ WLAN2G4 nHT20-mode 20dB

Plot: Bandwidth within Band



FCC Part 15.247 Bandwidth 99PCT:20dB ~ WLAN2G4 nHT20-mode

General verdict

PASS

FCC Part 15.247 Bandwidth 99PCT-20dB ~ WLAN2G4 nHT20-mode

Test References	
TC Start	05.04.2022 12:28:20
Ambit Temp [°C] Humidity [rel%]	28.3 22
System Version	3.0.6.0
Test Specification	FCC Part 15.247
Test Method	
TC Version	0.0.2
My Description	FCC 15.247 Bandwidth 99PCT-20DB DTS - WLAN 2G4 nHT20_mode
Add. Information	

EUT Common Settings WLAN2G4	
Number of Antenna Ports	1
User Interaction	No

Test Parameter	
Technology to test	WLAN2G4 nHT20-mode
Antenna Port used	1
Temperature	nom
Voltage	nom
Frequency low to test	False Freq [MHz] 2412
Frequency mid to test	True Freq [MHz] 2437
Frequency high to test	False Freq [MHz] 2462
Auto Control enabled Power Supply Climatic Box	No No
Additional Path Loss [dB]	0.5
Switched Path	EUT - SignalingUnit - SpectrumAnalyzer

Test Equipment	
Signal analyzer,Rohde&Schwarz,FSV-30,1321.3008K30/103809,3.70	
Signaling unit,Rohde&Schwarz,CMW,1201.0002k75/102550,4.0.61	
Switch matrix,CTCadvanced,RSM-1 NI DAQ,29655273,NI	

Test at TX 2437 MHz

RESULT: Reference Power cond.

Test Description	Lower Limit	Upper Limit	Measured	Unit	Verdict
Ref. Power 1MHz/1MHz cond.	---	---	5.98	dBm	INFO
Ref. Frequency	---	---	2435.900	MHz	INFO

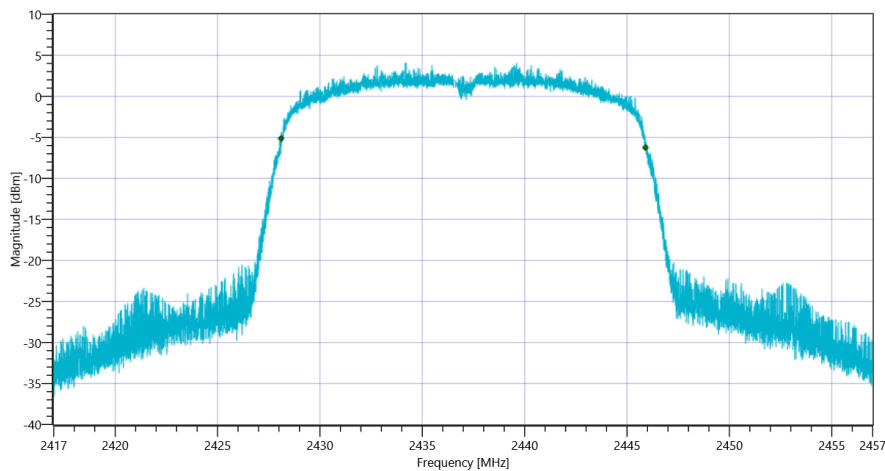
READ SA SETTINGS:

RefLevel [dBm] RefLevelOffset [dB] InpAtt [dB]	10.98 10.6 20
Start [MHz] Stop [MHz]	2417.000 2457.000
RBW [MHz] VBW [MHz]	0.500000 2.000000
Detector TraceMode	POS MAXH
Sweep: Time [ms] Count Points per Section Type	50 200 10001 SWE

RESULT

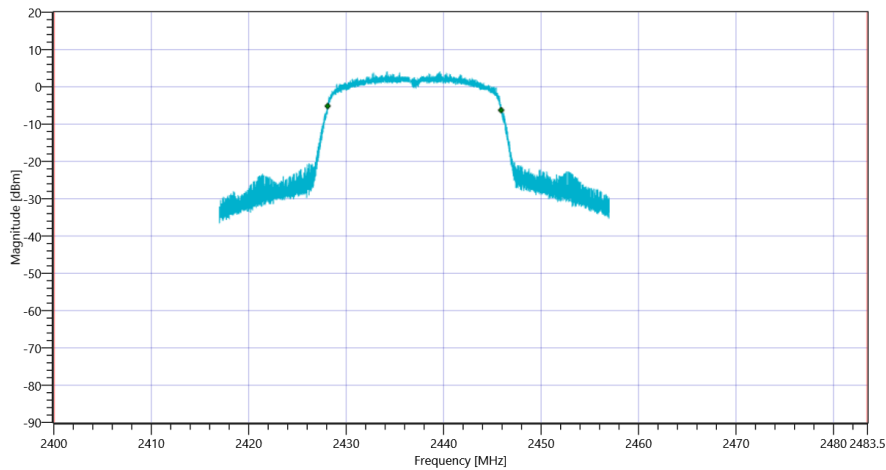
Test Description	Lower Limit	Upper Limit	Measured	Unit	Verdict
Bandwidth 99%	---	---	17802.220	kHz	INFO
T1 99%	2400.000000	---	2428.1009	MHz	PASS
T2 99%	---	2483.500000	2445.9031	MHz	PASS

Plot: Bandwidth only



FCC Part 15.247 Bandwidth 99PCT-20dB ~ WLAN2G4 nHT20-mode 99PCT

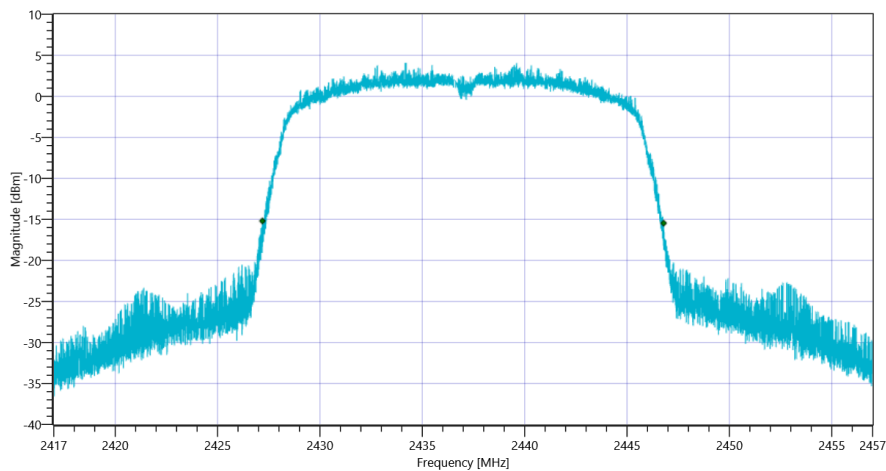
Plot: Bandwidth within Band



FCC Part 15.247 Bandwidth 99PCT:20dB ~ WLAN2G4 nHT20-mode

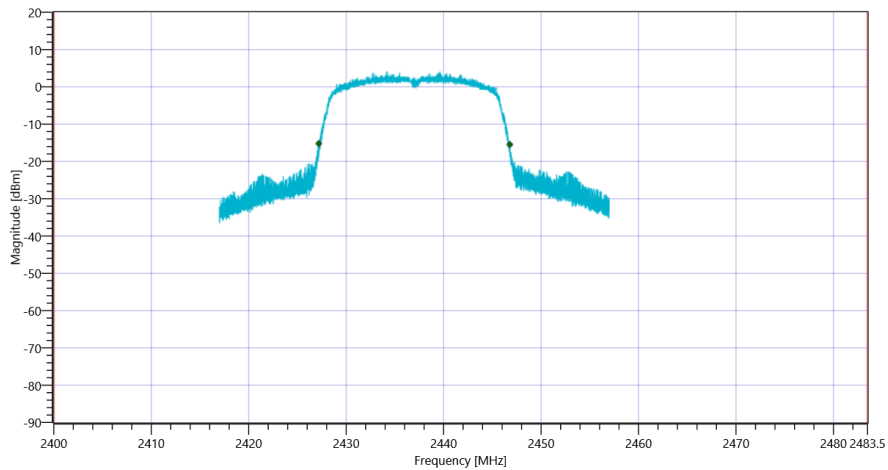
RESULT						
Test Description	Lower Limit	Upper Limit	Measured	Unit	Verdict	
Bandwidth 20dB	---	---	19600	kHz	INFO	
T1 20dB	2400.000000	---	2427.1880	MHz	PASS	
T2 20dB	---	2483.500000	2446.7880	MHz	PASS	

Plot: Bandwidth only



FCC Part 15.247 Bandwidth 99PCT:20dB ~ WLAN2G4 nHT20-mode 20dB

Plot: Bandwidth within Band



FCC Part 15.247 Bandwidth 99PCT-20dB ~ WLAN2G4 nHT20-mode

General verdict

PASS

FCC Part 15.247 Bandwidth 99PCT-20dB ~ WLAN2G4 nHT20-mode

Test References	
TC Start	05.04.2022 13:03:56
Ambit Temp [°C] Humidity [rel%]	28.8 22
System Version	3.0.6.0
Test Specification	FCC Part 15.247
Test Method	
TC Version	0.0.2
My Description	FCC 15.247 Bandwidth 99PCT-20DB DTS - WLAN 2G4 nHT20_mode
Add. Information	

EUT Common Settings WLAN2G4	
Number of Antenna Ports	1
User Interaction	No

Test Parameter	
Technology to test	WLAN2G4 nHT20-mode
Antenna Port used	1
Temperature	nom
Voltage	nom
Frequency low to test	False Freq [MHz] 2412
Frequency mid to test	False Freq [MHz] 2437
Frequency high to test	True Freq [MHz] 2462
Auto Control enabled Power Supply Climatic Box	No No
Additional Path Loss [dB]	0.5
Switched Path	EUT - SignalingUnit - SpectrumAnalyzer

Test Equipment	
Signal analyzer,Rohde&Schwarz,FSV-30,1321.3008K30/103809,3.70	
Signaling unit,Rohde&Schwarz,CMW,1201.0002k75/102550,4.0.61	
Switch matrix,CTCadvanced,RSM-1 NI DAQ,29655273,NI	

Test at TX 2462 MHz

RESULT: Reference Power cond.

Test Description	Lower Limit	Upper Limit	Measured	Unit	Verdict
Ref. Power 1MHz/1MHz cond.	---	---	6.14	dBm	INFO
Ref. Frequency	---	---	2458.700	MHz	INFO

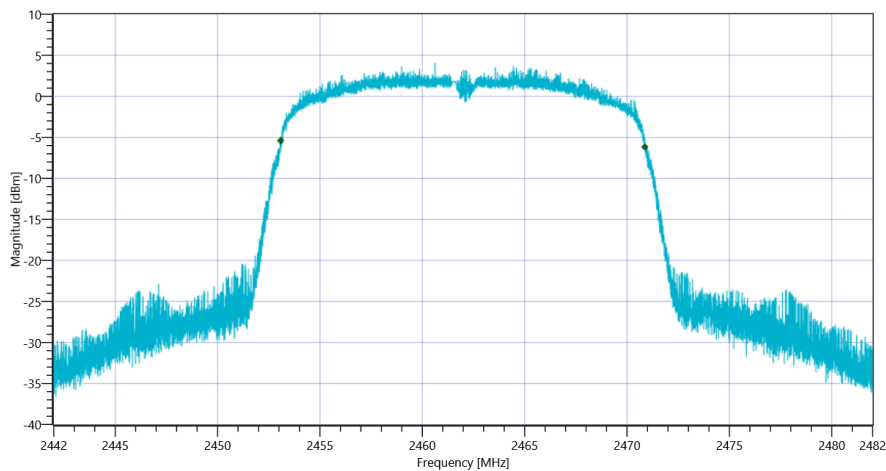
READ SA SETTINGS:

RefLevel [dBm] RefLevelOffset [dB] InpAtt [dB]	11.14 10.61 20
Start [MHz] Stop [MHz]	2442.000 2482.000
RBW [MHz] VBW [MHz]	0.500000 2.000000
Detector TraceMode	POS MAXH
Sweep: Time [ms] Count Points per Section Type	50 200 10001 SWE

RESULT

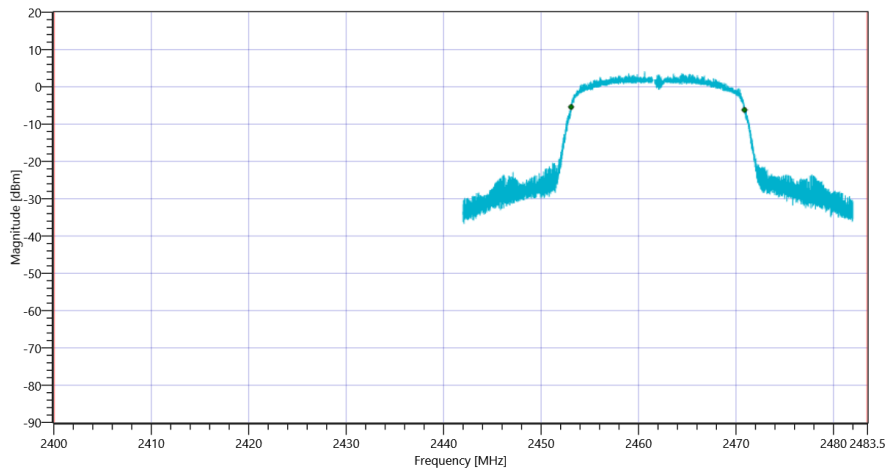
Test Description	Lower Limit	Upper Limit	Measured	Unit	Verdict
Bandwidth 99%	---	---	17786.221	kHz	INFO
T1 99%	2400.000000	---	2453.0809	MHz	PASS
T2 99%	---	2483.500000	2470.8671	MHz	PASS

Plot: Bandwidth only



FCC Part 15.247 Bandwidth 99PCT-20dB ~ WLAN2G4 nHT20-mode 99PCT

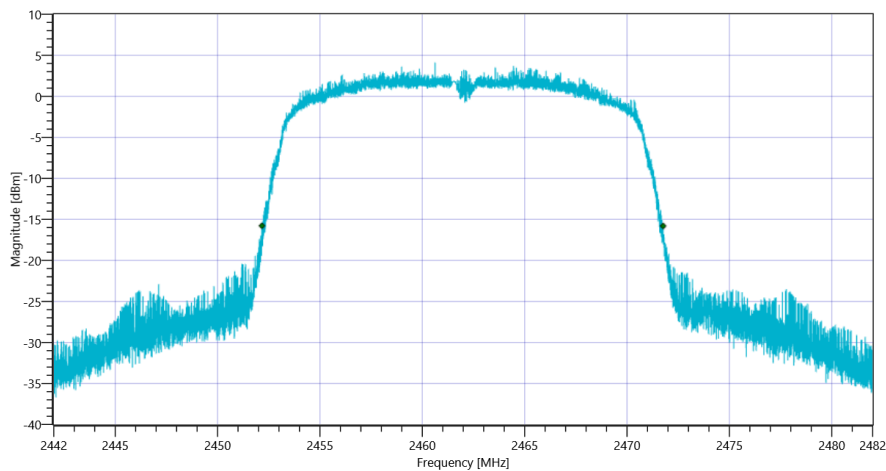
Plot: Bandwidth within Band



FCC Part 15.247 Bandwidth 99PCT:20dB ~ WLAN2G4 nHT20-mode

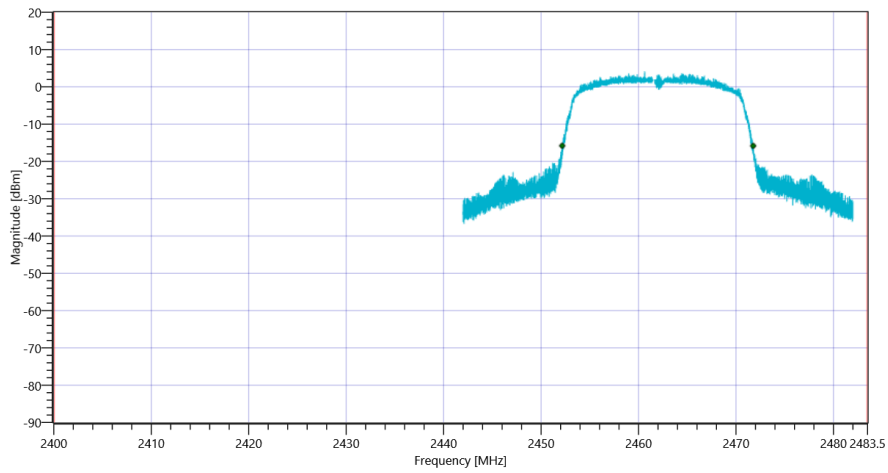
RESULT					
Test Description	Lower Limit	Upper Limit	Measured	Unit	Verdict
Bandwidth 20dB	---	---	19596	kHz	INFO
T1 20dB	2400.000000	---	2452.1680	MHz	PASS
T2 20dB	---	2483.500000	2471.7640	MHz	PASS

Plot: Bandwidth only



FCC Part 15.247 Bandwidth 99PCT:20dB ~ WLAN2G4 nHT20-mode 20dB

Plot: Bandwidth within Band



FCC Part 15.247 Bandwidth 99PCT-20dB ~ WLAN2G4 nHT20-mode

General verdict

PASS

FCC Part 15.247 Maximum Peak Conducted Output Power Powermeter DTS ~ WLAN2G4 b-mode

Test References	
TC Start	05.04.2022 09:15:51
Ambit Temp [°C] Humidity [rel%]	21.8 30
System Version	3.0.6.0
Test Specification	FCC Part 15.247
Test Method	DTS: KDB 558074 D01 V05 - Chapter 8.3.1.3 PKPM1 Peak-reading Power Meter Method
TC Version	0.0.1
My Description	FCC 15.247 Max Peak Output Power Powermeter Conducted DTS - WLAN2G4 b-mode
Add. Information	

EUT Common Settings WLAN2G4	
Number of Antenna Ports	1
User Interaction	No

Test Parameter	
Technology to test	WLAN2G4 b-mode
Antenna Port used	1
Temperature	nom
Voltage	nom
Frequency low to test	True Freq [MHz] 2412
Frequency mid to test	False Freq [MHz] 2437
Frequency high to test	False Freq [MHz] 2462
Auto Control enabled Power Supply Climatic Box	No No
Additional Path Loss [dB]	0.5
Switched Path	EUT - SignalingUnit - PowerMeter

Test Equipment	
Signaling unit,Rohde&Schwarz,CMW,1201.0002k75/102550,4.0.61	
Switch matrix,CTCadvanced,RSM-1 NI DAQ,29655273,NI	
Power sensor,Keysight Technologies,L2061XA,MY58000020,A.02.06	

Test at TX 2412 MHz

RESULT					
Test Description	Lower Limit	Upper Limit	Measured	Unit	Verdict
Found Peak cond.	--	--	19.26	dBm	PASS
General verdict			PASS		

FCC Part 15.247 Maximum Peak Conducted Output Power Powermeter DTS ~ WLAN2G4 b-mode

Test References	
TC Start	05.04.2022 09:31:59
Ambit Temp [°C] Humidity [rel%]	22.6 28
System Version	3.0.6.0
Test Specification	FCC Part 15.247
Test Method	DTS: KDB 558074 D01 V05 - Chapter 8.3.1.3 PKPM1 Peak-reading Power Meter Method
TC Version	0.0.1
My Description	FCC 15.247 Max Peak Output Power Powermeter Conducted DTS - WLAN2G4 b-mode
Add. Information	

EUT Common Settings WLAN2G4	
Number of Antenna Ports	1
User Interaction	No

Test Parameter	
Technology to test	WLAN2G4 b-mode
Antenna Port used	1
Temperature	nom
Voltage	nom
Frequency low to test	False Freq [MHz] 2412
Frequency mid to test	True Freq [MHz] 2437
Frequency high to test	False Freq [MHz] 2462
Auto Control enabled Power Supply Climatic Box	No No
Additional Path Loss [dB]	0.5
Switched Path	EUT - SignalingUnit - PowerMeter

Test Equipment	
Signaling unit,Rohde&Schwarz,CMW,1201.0002k75/102550,4.0.61	
Switch matrix,CTCadvanced,RSM-1 NI DAQ,29655273,NI	
Power sensor,Keysight Technologies,L2061XA,MY58000020,A.02.06	

Test at TX 2437 MHz

RESULT					
Test Description	Lower Limit	Upper Limit	Measured	Unit	Verdict
Found Peak cond.	--	--	18.89	dBm	PASS
General verdict			PASS		

FCC Part 15.247 Maximum Peak Conducted Output Power Powermeter DTS ~ WLAN2G4 b-mode

Test References	
TC Start	05.04.2022 09:49:46
Ambit Temp [°C] Humidity [rel%]	24.3 26
System Version	3.0.6.0
Test Specification	FCC Part 15.247
Test Method	DTS: KDB 558074 D01 V05 - Chapter 8.3.1.3 PKPM1 Peak-reading Power Meter Method
TC Version	0.0.1
My Description	FCC 15.247 Max Peak Output Power Powermeter Conducted DTS - WLAN2G4 b-mode
Add. Information	

EUT Common Settings WLAN2G4	
Number of Antenna Ports	1
User Interaction	No

Test Parameter	
Technology to test	WLAN2G4 b-mode
Antenna Port used	1
Temperature	nom
Voltage	nom
Frequency low to test	False Freq [MHz] 2412
Frequency mid to test	False Freq [MHz] 2437
Frequency high to test	True Freq [MHz] 2462
Auto Control enabled Power Supply Climatic Box	No No
Additional Path Loss [dB]	0.5
Switched Path	EUT - SignalingUnit - PowerMeter

Test Equipment	
Signaling unit,Rohde&Schwarz,CMW,1201.0002k75/102550,4.0.61	
Switch matrix,CTCadvanced,RSM-1 NI DAQ,29655273,NI	
Power sensor,Keysight Technologies,L2061XA,MY58000020,A.02.06	

Test at TX 2462 MHz

RESULT					
Test Description	Lower Limit	Upper Limit	Measured	Unit	Verdict
Found Peak cond.	--	--	18.75	dBm	PASS
General verdict			PASS		

FCC Part 15.247 Maximum Peak Conducted Output Power Powermeter DTS ~ WLAN2G4 g-mode

Test References	
TC Start	05.04.2022 11:19:18
Ambit Temp [°C] Humidity [rel%]	26.9 24
System Version	3.0.6.0
Test Specification	FCC Part 15.247
Test Method	DTS: KDB 558074 D01 V05 - Chapter 8.3.1.3 PKPM1 Peak-reading Power Meter Method
TC Version	0.0.1
My Description	FCC 15.247 Max Peak Output Power Powermeter Conducted DTS - WLAN 2G4 g-mode
Add. Information	

EUT Common Settings WLAN2G4	
Number of Antenna Ports	1
User Interaction	No

Test Parameter	
Technology to test	WLAN2G4 g-mode
Antenna Port used	1
Temperature	nom
Voltage	nom
Frequency low to test	True Freq [MHz] 2412
Frequency mid to test	False Freq [MHz] 2437
Frequency high to test	False Freq [MHz] 2462
Auto Control enabled Power Supply Climatic Box	No No
Additional Path Loss [dB]	0.5
Switched Path	EUT - SignalingUnit - PowerMeter

Test Equipment	
Signaling unit,Rohde&Schwarz,CMW,1201.0002k75/102550,4.0.61	
Switch matrix,CTCadvanced,RSM-1 NI DAQ,29655273,NI	
Power sensor,Keysight Technologies,L2061XA,MY58000020,A.02.06	

Test at TX 2412 MHz

RESULT					
Test Description	Lower Limit	Upper Limit	Measured	Unit	Verdict
Found Peak cond.	--	--	20.38	dBm	PASS
General verdict			PASS		

FCC Part 15.247 Maximum Peak Conducted Output Power Powermeter DTS ~ WLAN2G4 g-mode

Test References	
TC Start	05.04.2022 11:41:56
Ambit Temp [°C] Humidity [rel%]	27.5 23
System Version	3.0.6.0
Test Specification	FCC Part 15.247
Test Method	DTS: KDB 558074 D01 V05 - Chapter 8.3.1.3 PKPM1 Peak-reading Power Meter Method
TC Version	0.0.1
My Description	FCC 15.247 Max Peak Output Power Powermeter Conducted DTS - WLAN 2G4 g-mode
Add. Information	

EUT Common Settings WLAN2G4	
Number of Antenna Ports	1
User Interaction	No

Test Parameter	
Technology to test	WLAN2G4 g-mode
Antenna Port used	1
Temperature	nom
Voltage	nom
Frequency low to test	False Freq [MHz] 2412
Frequency mid to test	True Freq [MHz] 2437
Frequency high to test	False Freq [MHz] 2462
Auto Control enabled Power Supply Climatic Box	No No
Additional Path Loss [dB]	0.5
Switched Path	EUT - SignalingUnit - PowerMeter

Test Equipment	
Signaling unit,Rohde&Schwarz,CMW,1201.0002k75/102550,4.0.61	
Switch matrix,CTCadvanced,RSM-1 NI DAQ,29655273,NI	
Power sensor,Keysight Technologies,L2061XA,MY58000020,A.02.06	

Test at TX 2437 MHz

RESULT					
Test Description	Lower Limit	Upper Limit	Measured	Unit	Verdict
Found Peak cond.	--	--	20.18	dBm	PASS
General verdict			PASS		

FCC Part 15.247 Maximum Peak Conducted Output Power Powermeter DTS ~ WLAN2G4 g-mode

Test References	
TC Start	05.04.2022 11:52:54
Ambit Temp [°C] Humidity [rel%]	27.5 24
System Version	3.0.6.0
Test Specification	FCC Part 15.247
Test Method	DTS: KDB 558074 D01 V05 - Chapter 8.3.1.3 PKPM1 Peak-reading Power Meter Method
TC Version	0.0.1
My Description	FCC 15.247 Max Peak Output Power Powermeter Conducted DTS - WLAN 2G4 g-mode
Add. Information	

EUT Common Settings WLAN2G4	
Number of Antenna Ports	1
User Interaction	No

Test Parameter	
Technology to test	WLAN2G4 g-mode
Antenna Port used	1
Temperature	nom
Voltage	nom
Frequency low to test	False Freq [MHz] 2412
Frequency mid to test	False Freq [MHz] 2437
Frequency high to test	True Freq [MHz] 2462
Auto Control enabled Power Supply Climatic Box	No No
Additional Path Loss [dB]	0.5
Switched Path	EUT - SignalingUnit - PowerMeter

Test Equipment	
Signaling unit,Rohde&Schwarz,CMW,1201.0002k75/102550,4.0.61	
Switch matrix,CTCadvanced,RSM-1 NI DAQ,29655273,NI	
Power sensor,Keysight Technologies,L2061XA,MY58000020,A.02.06	

Test at TX 2462 MHz

RESULT					
Test Description	Lower Limit	Upper Limit	Measured	Unit	Verdict
Found Peak cond.	--	--	20.33	dBm	PASS
General verdict			PASS		

FCC Part 15.247 Maximum Peak Conducted Output Power Powermeter DTS ~ WLAN2G4 nHT20-mode

Test References	
TC Start	05.04.2022 12:06:35
Ambit Temp [°C] Humidity [rel%]	27.6 23
System Version	3.0.6.0
Test Specification	FCC Part 15.247
Test Method	DTS: KDB 558074 D01 V05 - Chapter 8.3.1.3 PKPM1 Peak-reading Power Meter Method
TC Version	0.0.1
My Description	FCC 15.247 Max Peak Output Power Powermeter Conducted DTS - WLAN 2G4 nHT20_mode
Add. Information	

EUT Common Settings WLAN2G4	
Number of Antenna Ports	1
User Interaction	No

Test Parameter	
Technology to test	WLAN2G4 nHT20-mode
Antenna Port used	1
Temperature	nom
Voltage	nom
Frequency low to test	True Freq [MHz] 2412
Frequency mid to test	False Freq [MHz] 2437
Frequency high to test	False Freq [MHz] 2462
Auto Control enabled Power Supply Climatic Box	No No
Additional Path Loss [dB]	0.5
Switched Path	EUT - SignalingUnit - PowerMeter

Test Equipment	
Signaling unit,Rohde&Schwarz,CMW,1201.0002k75/102550,4.0.61	
Switch matrix,CTCadvanced,RSM-1 NI DAQ,29655273,NI	
Power sensor,Keysight Technologies,L2061XA,MY58000020,A.02.06	

Test at TX 2412 MHz

RESULT					
Test Description	Lower Limit	Upper Limit	Measured	Unit	Verdict
Found Peak cond.	--	--	16.97	dBm	PASS
General verdict			PASS		

FCC Part 15.247 Maximum Peak Conducted Output Power Powermeter DTS ~ WLAN2G4 nHT20-mode

Test References	
TC Start	05.04.2022 12:29:20
Ambit Temp [°C] Humidity [rel%]	28.3 22
System Version	3.0.6.0
Test Specification	FCC Part 15.247
Test Method	DTS: KDB 558074 D01 V05 - Chapter 8.3.1.3 PKPM1 Peak-reading Power Meter Method
TC Version	0.0.1
My Description	FCC 15.247 Max Peak Output Power Powermeter Conducted DTS - WLAN 2G4 nHT20_mode
Add. Information	

EUT Common Settings WLAN2G4	
Number of Antenna Ports	1
User Interaction	No

Test Parameter	
Technology to test	WLAN2G4 nHT20-mode
Antenna Port used	1
Temperature	nom
Voltage	nom
Frequency low to test	False Freq [MHz] 2412
Frequency mid to test	True Freq [MHz] 2437
Frequency high to test	False Freq [MHz] 2462
Auto Control enabled Power Supply Climatic Box	No No
Additional Path Loss [dB]	0.5
Switched Path	EUT - SignalingUnit - PowerMeter

Test Equipment	
Signaling unit,Rohde&Schwarz,CMW,1201.0002k75/102550,4.0.61	
Switch matrix,CTCadvanced,RSM-1 NI DAQ,29655273,NI	
Power sensor,Keysight Technologies,L2061XA,MY58000020,A.02.06	

Test at TX 2437 MHz

RESULT					
Test Description	Lower Limit	Upper Limit	Measured	Unit	Verdict
Found Peak cond.	--	--	17.41	dBm	PASS
General verdict			PASS		

FCC Part 15.247 Maximum Peak Conducted Output Power Powermeter DTS ~ WLAN2G4 nHT20-mode

Test References	
TC Start	05.04.2022 13:04:56
Ambit Temp [°C] Humidity [rel%]	28.9 22
System Version	3.0.6.0
Test Specification	FCC Part 15.247
Test Method	DTS: KDB 558074 D01 V05 - Chapter 8.3.1.3 PKPM1 Peak-reading Power Meter Method
TC Version	0.0.1
My Description	FCC 15.247 Max Peak Output Power Powermeter Conducted DTS - WLAN 2G4 nHT20_mode
Add. Information	

EUT Common Settings WLAN2G4	
Number of Antenna Ports	1
User Interaction	No

Test Parameter	
Technology to test	WLAN2G4 nHT20-mode
Antenna Port used	1
Temperature	nom
Voltage	nom
Frequency low to test	False Freq [MHz] 2412
Frequency mid to test	False Freq [MHz] 2437
Frequency high to test	True Freq [MHz] 2462
Auto Control enabled Power Supply Climatic Box	No No
Additional Path Loss [dB]	0.5
Switched Path	EUT - SignalingUnit - PowerMeter

Test Equipment	
Signaling unit,Rohde&Schwarz,CMW,1201.0002k75/102550,4.0.61	
Switch matrix,CTCadvanced,RSM-1 NI DAQ,29655273,NI	
Power sensor,Keysight Technologies,L2061XA,MY58000020,A.02.06	

Test at TX 2462 MHz

RESULT					
Test Description	Lower Limit	Upper Limit	Measured	Unit	Verdict
Found Peak cond.	--	--	16.73	dBm	PASS
General verdict			PASS		

FCC Part 15.247 Peak Power Spectral Density DTS ~ WLAN2G4 b-mode

Test References	
TC Start	05.04.2022 09:06:38
Ambit Temp [°C] Humidity [rel%]	21.6 32
System Version	3.0.6.0
Test Specification	FCC Part 15.247
Test Method	DTS: KDB 558074 D01 V05 - Chapter 8.4 DTS maximum power spectral density level in the fundamental emission
TC Version	0.0.1
My Description	FCC 15.247 Peak Power Spectral Density DTS - WLAN2G4 b-mode
Add. Information	

EUT Common Settings WLAN2G4	
Number of Antenna Ports	1
User Interaction	No

Test Parameter	
Technology to test	WLAN2G4 b-mode
Antenna Port used	1
Temperature	nom
Voltage	nom
Frequency low to test	True Freq [MHz] 2412
Frequency mid to test	False Freq [MHz] 2437
Frequency high to test	False Freq [MHz] 2462
Auto Control enabled Power Supply Climatic Box	No No
Additional Path Loss [dB]	0.5
Switched Path	EUT - SignalingUnit - SpectrumAnalyzer

Test Equipment	
Signal analyzer,Rohde&Schwarz,FSV-30,1321.3008K30/103809,3.70	
Signaling unit,Rohde&Schwarz,CMW,1201.0002k75/102550,4.0.61	
Switch matrix,CTCadvanced,RSM-1 NI DAQ,29655273,NI	

Test at TX 2412 MHz

RESULT: Reference Power cond.

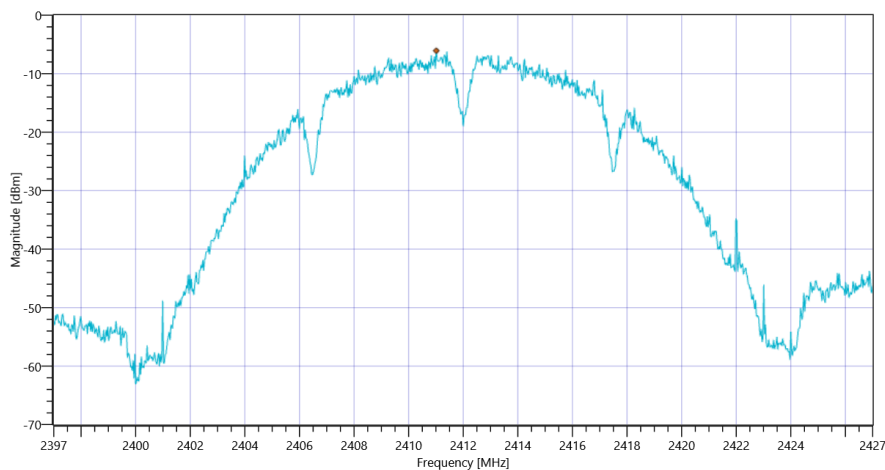
Test Description	Lower Limit	Upper Limit	Measured	Unit	Verdict
Ref. Power 1MHz/1MHz cond.	---	---	16.20	dBm	INFO
Ref. Frequency	---	---	2411.600	MHz	INFO

READ SA SETTINGS:

RefLevel [dBm] RefLevelOffset [dB] InpAtt [dB]	21.20 10.6 30
Start [MHz] Stop [MHz]	2397.000 2427.000
RBW [MHz] VBW [MHz]	0.003000 0.010000
Detector TraceMode	POS MAXH
Sweep: Time [ms] Count Points per Section Type	1000 20 1001 SWE

RESULT

Test Description	Lower Limit	Upper Limit	Measured	Unit	Verdict
Max Peak power Density	---	8	-6.07	dBm/3KHz	PASS



FCC Part 15.247 Peak Power Spectral Density DTS ~ WLAN2G4 b-mode

General verdict

PASS

FCC Part 15.247 Peak Power Spectral Density DTS ~ WLAN2G4 b-mode

Test References	
TC Start	05.04.2022 09:22:46
Ambit Temp [°C] Humidity [rel%]	22.0 29
System Version	3.0.6.0
Test Specification	FCC Part 15.247
Test Method	DTS: KDB 558074 D01 V05 - Chapter 8.4 DTS maximum power spectral density level in the fundamental emission
TC Version	0.0.1
My Description	FCC 15.247 Peak Power Spectral Density DTS - WLAN2G4 b-mode
Add. Information	

EUT Common Settings WLAN2G4	
Number of Antenna Ports	1
User Interaction	No

Test Parameter	
Technology to test	WLAN2G4 b-mode
Antenna Port used	1
Temperature	nom
Voltage	nom
Frequency low to test	False Freq [MHz] 2412
Frequency mid to test	True Freq [MHz] 2437
Frequency high to test	False Freq [MHz] 2462
Auto Control enabled Power Supply Climatic Box	No No
Additional Path Loss [dB]	0.5
Switched Path	EUT - SignalingUnit - SpectrumAnalyzer

Test Equipment	
Signal analyzer,Rohde&Schwarz,FSV-30,1321.3008K30/103809,3.70	
Signaling unit,Rohde&Schwarz,CMW,1201.0002k75/102550,4.0.61	
Switch matrix,CTCadvanced,RSM-1 NI DAQ,29655273,NI	

Test at TX 2437 MHz

RESULT: Reference Power cond.

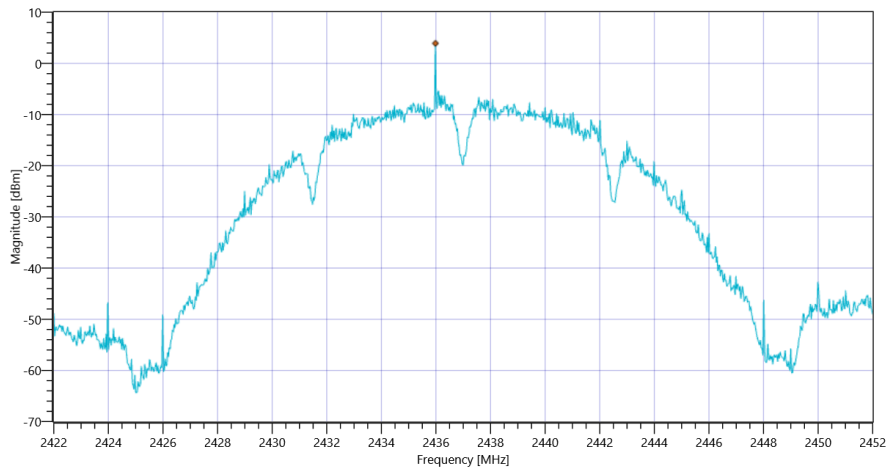
Test Description	Lower Limit	Upper Limit	Measured	Unit	Verdict
Ref. Power 1MHz/1MHz cond.	---	---	11.68	dBm	INFO
Ref. Frequency	---	---	2435.800	MHz	INFO

READ SA SETTINGS:

RefLevel [dBm] RefLevelOffset [dB] InpAtt [dB]	16.68 10.6 25
Start [MHz] Stop [MHz]	2422.000 2452.000
RBW [MHz] VBW [MHz]	0.003000 0.010000
Detector TraceMode	POS MAXH
Sweep: Time [ms] Count Points per Section Type	1000 20 1001 SWE

RESULT

Test Description	Lower Limit	Upper Limit	Measured	Unit	Verdict
Max Peak power Density	---	8	3.92	dBm/3KHz	PASS



FCC Part 15.247 Peak Power Spectral Density DTS ~ WLAN2G4 b-mode

General verdict

PASS

FCC Part 15.247 Peak Power Spectral Density DTS ~ WLAN2G4 b-mode

Test References	
TC Start	05.04.2022 09:40:31
Ambit Temp [°C] Humidity [rel%]	23.2 27
System Version	3.0.6.0
Test Specification	FCC Part 15.247
Test Method	DTS: KDB 558074 D01 V05 - Chapter 8.4 DTS maximum power spectral density level in the fundamental emission
TC Version	0.0.1
My Description	FCC 15.247 Peak Power Spectral Density DTS - WLAN2G4 b-mode
Add. Information	

EUT Common Settings WLAN2G4	
Number of Antenna Ports	1
User Interaction	No

Test Parameter	
Technology to test	WLAN2G4 b-mode
Antenna Port used	1
Temperature	nom
Voltage	nom
Frequency low to test	False Freq [MHz] 2412
Frequency mid to test	False Freq [MHz] 2437
Frequency high to test	True Freq [MHz] 2462
Auto Control enabled Power Supply Climatic Box	No No
Additional Path Loss [dB]	0.5
Switched Path	EUT - SignalingUnit - SpectrumAnalyzer

Test Equipment	
Signal analyzer,Rohde&Schwarz,FSV-30,1321.3008K30/103809,3.70	
Signaling unit,Rohde&Schwarz,CMW,1201.0002k75/102550,4.0.61	
Switch matrix,CTCadvanced,RSM-1 NI DAQ,29655273,NI	

Test at TX 2462 MHz

RESULT: Reference Power cond.

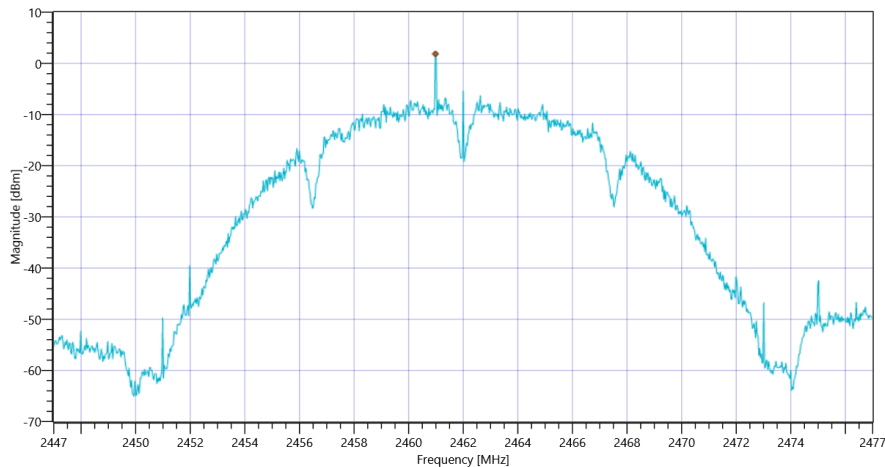
Test Description	Lower Limit	Upper Limit	Measured	Unit	Verdict
Ref. Power 1MHz/1MHz cond.	---	---	13.82	dBm	INFO
Ref. Frequency	---	---	2462.600	MHz	INFO

READ SA SETTINGS:

RefLevel [dBm] RefLevelOffset [dB] InpAtt [dB]	18.82 10.61 25
Start [MHz] Stop [MHz]	2447.000 2477.000
RBW [MHz] VBW [MHz]	0.003000 0.010000
Detector TraceMode	POS MAXH
Sweep: Time [ms] Count Points per Section Type	1000 20 1001 SWE

RESULT

Test Description	Lower Limit	Upper Limit	Measured	Unit	Verdict
Max Peak power Density	---	8	1.86	dBm/3KHz	PASS



FCC Part 15.247 Peak Power Spectral Density DTS ~ WLAN2G4 b-mode

General verdict

PASS

FCC Part 15.247 Peak Power Spectral Density DTS ~ WLAN2G4 g-mode

Test References	
TC Start	05.04.2022 11:10:02
Ambit Temp [°C] Humidity [rel%]	26.1 25
System Version	3.0.6.0
Test Specification	FCC Part 15.247
Test Method	DTS: KDB 558074 D01 V05 - Chapter 8.4 DTS maximum power spectral density level in the fundamental emission
TC Version	0.0.1
My Description	FCC 15.247 Peak Power Spectral Density DTS - WLAN 2G4 g-mode
Add. Information	

EUT Common Settings WLAN2G4	
Number of Antenna Ports	1
User Interaction	No

Test Parameter	
Technology to test	WLAN2G4 g-mode
Antenna Port used	1
Temperature	nom
Voltage	nom
Frequency low to test	True Freq [MHz] 2412
Frequency mid to test	False Freq [MHz] 2437
Frequency high to test	False Freq [MHz] 2462
Auto Control enabled Power Supply Climatic Box	No No
Additional Path Loss [dB]	0.5
Switched Path	EUT - SignalingUnit - SpectrumAnalyzer

Test Equipment	
Signal analyzer,Rohde&Schwarz,FSV-30,1321.3008K30/103809,3.70	
Signaling unit,Rohde&Schwarz,CMW,1201.0002k75/102550,4.0.61	
Switch matrix,CTCadvanced,RSM-1 NI DAQ,29655273,NI	

Test at TX 2412 MHz

RESULT: Reference Power cond.

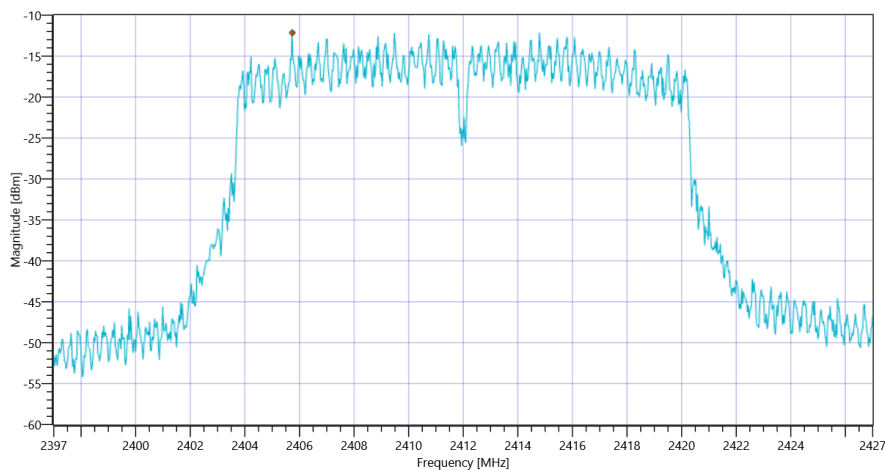
Test Description	Lower Limit	Upper Limit	Measured	Unit	Verdict
Ref. Power 1MHz/1MHz cond.	---	---	10.17	dBm	INFO
Ref. Frequency	---	---	2410.000	MHz	INFO

READ SA SETTINGS:

RefLevel [dBm] RefLevelOffset [dB] InpAtt [dB]	15.17 10.6 20
Start [MHz] Stop [MHz]	2397.000 2427.000
RBW [MHz] VBW [MHz]	0.003000 0.010000
Detector TraceMode	POS MAXH
Sweep: Time [ms] Count Points per Section Type	1000 20 1001 SWE

RESULT

Test Description	Lower Limit	Upper Limit	Measured	Unit	Verdict
Max Peak power Density	---	8	-12.14	dBm/3KHz	PASS



FCC Part 15.247 Peak Power Spectral Density DTS ~ WLAN2G4 g-mode

General verdict

PASS

FCC Part 15.247 Peak Power Spectral Density DTS ~ WLAN2G4 g-mode

Test References	
TC Start	05.04.2022 11:32:39
Ambit Temp [°C] Humidity [rel%]	27.4 23
System Version	3.0.6.0
Test Specification	FCC Part 15.247
Test Method	DTS: KDB 558074 D01 V05 - Chapter 8.4 DTS maximum power spectral density level in the fundamental emission
TC Version	0.0.1
My Description	FCC 15.247 Peak Power Spectral Density DTS - WLAN 2G4 g-mode
Add. Information	

EUT Common Settings WLAN2G4	
Number of Antenna Ports	1
User Interaction	No

Test Parameter	
Technology to test	WLAN2G4 g-mode
Antenna Port used	1
Temperature	nom
Voltage	nom
Frequency low to test	False Freq [MHz] 2412
Frequency mid to test	True Freq [MHz] 2437
Frequency high to test	False Freq [MHz] 2462
Auto Control enabled Power Supply Climatic Box	No No
Additional Path Loss [dB]	0.5
Switched Path	EUT - SignalingUnit - SpectrumAnalyzer

Test Equipment	
Signal analyzer,Rohde&Schwarz,FSV-30,1321.3008K30/103809,3.70	
Signaling unit,Rohde&Schwarz,CMW,1201.0002k75/102550,4.0.61	
Switch matrix,CTCadvanced,RSM-1 NI DAQ,29655273,NI	

Test at TX 2437 MHz

RESULT: Reference Power cond.

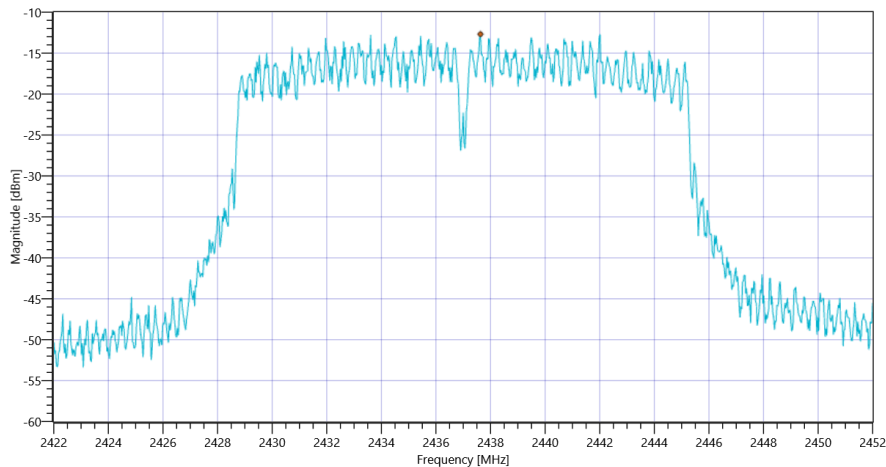
Test Description	Lower Limit	Upper Limit	Measured	Unit	Verdict
Ref. Power 1MHz/1MHz cond.	---	---	9.95	dBm	INFO
Ref. Frequency	---	---	2438.900	MHz	INFO

READ SA SETTINGS:

RefLevel [dBm] RefLevelOffset [dB] InpAtt [dB]	14.95 10.6 20
Start [MHz] Stop [MHz]	2422.000 2452.000
RBW [MHz] VBW [MHz]	0.003000 0.010000
Detector TraceMode	POS MAXH
Sweep: Time [ms] Count Points per Section Type	1000 20 1001 SWE

RESULT

Test Description	Lower Limit	Upper Limit	Measured	Unit	Verdict
Max Peak power Density	---	8	-12.68	dBm/3KHz	PASS



FCC Part 15.247 Peak Power Spectral Density DTS ~ WLAN2G4 g-mode

General verdict

PASS

FCC Part 15.247 Peak Power Spectral Density DTS ~ WLAN2G4 g-mode

Test References	
TC Start	05.04.2022 11:43:37
Ambit Temp [°C] Humidity [rel%]	27.0 23
System Version	3.0.6.0
Test Specification	FCC Part 15.247
Test Method	DTS: KDB 558074 D01 V05 - Chapter 8.4 DTS maximum power spectral density level in the fundamental emission
TC Version	0.0.1
My Description	FCC 15.247 Peak Power Spectral Density DTS - WLAN 2G4 g-mode
Add. Information	

EUT Common Settings WLAN2G4	
Number of Antenna Ports	1
User Interaction	No

Test Parameter	
Technology to test	WLAN2G4 g-mode
Antenna Port used	1
Temperature	nom
Voltage	nom
Frequency low to test	False Freq [MHz] 2412
Frequency mid to test	False Freq [MHz] 2437
Frequency high to test	True Freq [MHz] 2462
Auto Control enabled Power Supply Climatic Box	No No
Additional Path Loss [dB]	0.5
Switched Path	EUT - SignalingUnit - SpectrumAnalyzer

Test Equipment	
Signal analyzer,Rohde&Schwarz,FSV-30,1321.3008K30/103809,3.70	
Signaling unit,Rohde&Schwarz,CMW,1201.0002k75/102550,4.0.61	
Switch matrix,CTCadvanced,RSM-1 NI DAQ,29655273,NI	

Test at TX 2462 MHz

RESULT: Reference Power cond.

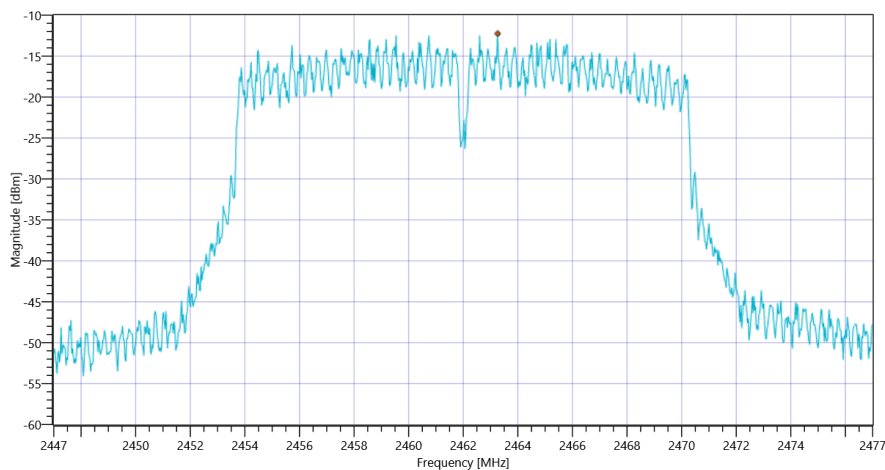
Test Description	Lower Limit	Upper Limit	Measured	Unit	Verdict
Ref. Power 1MHz/1MHz cond.	---	---	9.70	dBm	INFO
Ref. Frequency	---	---	2458.800	MHz	INFO

READ SA SETTINGS:

RefLevel [dBm] RefLevelOffset [dB] InpAtt [dB]	14.70 10.61 20
Start [MHz] Stop [MHz]	2447.000 2477.000
RBW [MHz] VBW [MHz]	0.003000 0.010000
Detector TraceMode	POS MAXH
Sweep: Time [ms] Count Points per Section Type	1000 20 1001 SWE

RESULT

Test Description	Lower Limit	Upper Limit	Measured	Unit	Verdict
Max Peak power Density	---	8	-12.25	dBm/3KHz	PASS



FCC Part 15.247 Peak Power Spectral Density DTS ~ WLAN2G4 g-mode

General verdict

PASS

FCC Part 15.247 Peak Power Spectral Density DTS ~ WLAN2G4 nHT20-mode

Test References	
TC Start	05.04.2022 11:57:17
Ambit Temp [°C] Humidity [rel%]	26.9 24
System Version	3.0.6.0
Test Specification	FCC Part 15.247
Test Method	DTS: KDB 558074 D01 V05 - Chapter 8.4 DTS maximum power spectral density level in the fundamental emission
TC Version	0.0.1
My Description	FCC 15.247 Peak Power Spectral Density DTS - WLAN 2G4 nHT20_mode
Add. Information	

EUT Common Settings WLAN2G4	
Number of Antenna Ports	1
User Interaction	No

Test Parameter	
Technology to test	WLAN2G4 nHT20-mode
Antenna Port used	1
Temperature	nom
Voltage	nom
Frequency low to test	True Freq [MHz] 2412
Frequency mid to test	False Freq [MHz] 2437
Frequency high to test	False Freq [MHz] 2462
Auto Control enabled Power Supply Climatic Box	No No
Additional Path Loss [dB]	0.5
Switched Path	EUT - SignalingUnit - SpectrumAnalyzer

Test Equipment	
Signal analyzer,Rohde&Schwarz,FSV-30,1321.3008K30/103809,3.70	
Signaling unit,Rohde&Schwarz,CMW,1201.0002k75/102550,4.0.61	
Switch matrix,CTCadvanced,RSM-1 NI DAQ,29655273,NI	

Test at TX 2412 MHz

RESULT: Reference Power cond.

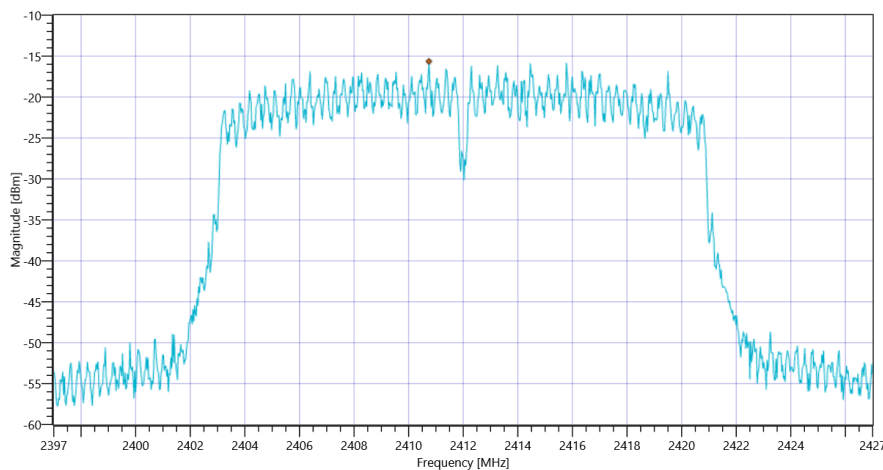
Test Description	Lower Limit	Upper Limit	Measured	Unit	Verdict
Ref. Power 1MHz/1MHz cond.	---	---	6.20	dBm	INFO
Ref. Frequency	---	---	2413.100	MHz	INFO

READ SA SETTINGS:

RefLevel [dBm] RefLevelOffset [dB] InpAtt [dB]	11.20 10.6 20
Start [MHz] Stop [MHz]	2397.000 2427.000
RBW [MHz] VBW [MHz]	0.003000 0.010000
Detector TraceMode	POS MAXH
Sweep: Time [ms] Count Points per Section Type	1000 20 1001 SWE

RESULT

Test Description	Lower Limit	Upper Limit	Measured	Unit	Verdict
Max Peak power Density	---	8	-15.64	dBm/3KHz	PASS



FCC Part 15.247 Peak Power Spectral Density DTS ~ WLAN2G4 nHT20-mode

General verdict

PASS

FCC Part 15.247 Peak Power Spectral Density DTS ~ WLAN2G4 nHT20-mode

Test References	
TC Start	05.04.2022 12:20:02
Ambit Temp [°C] Humidity [rel%]	28.0 22
System Version	3.0.6.0
Test Specification	FCC Part 15.247
Test Method	DTS: KDB 558074 D01 V05 - Chapter 8.4 DTS maximum power spectral density level in the fundamental emission
TC Version	0.0.1
My Description	FCC 15.247 Peak Power Spectral Density DTS - WLAN 2G4 nHT20_mode
Add. Information	

EUT Common Settings WLAN2G4	
Number of Antenna Ports	1
User Interaction	No

Test Parameter	
Technology to test	WLAN2G4 nHT20-mode
Antenna Port used	1
Temperature	nom
Voltage	nom
Frequency low to test	False Freq [MHz] 2412
Frequency mid to test	True Freq [MHz] 2437
Frequency high to test	False Freq [MHz] 2462
Auto Control enabled Power Supply Climatic Box	No No
Additional Path Loss [dB]	0.5
Switched Path	EUT - SignalingUnit - SpectrumAnalyzer

Test Equipment	
Signal analyzer,Rohde&Schwarz,FSV-30,1321.3008K30/103809,3.70	
Signaling unit,Rohde&Schwarz,CMW,1201.0002k75/102550,4.0.61	
Switch matrix,CTCadvanced,RSM-1 NI DAQ,29655273,NI	

Test at TX 2437 MHz

RESULT: Reference Power cond.

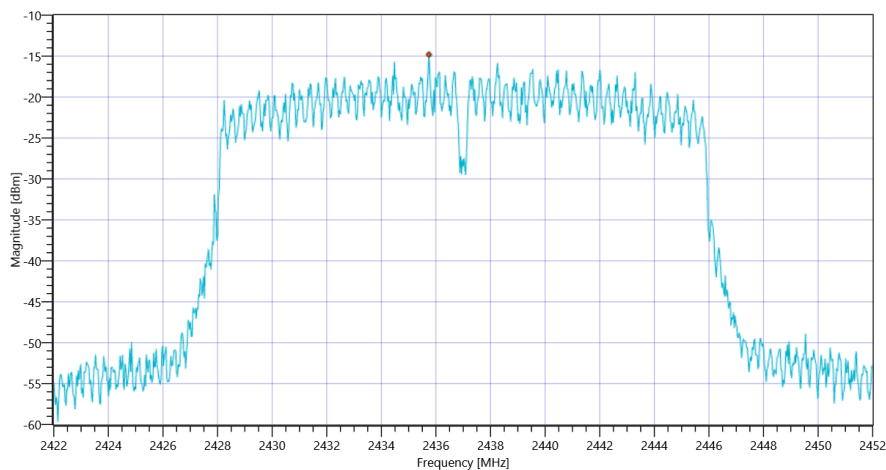
Test Description	Lower Limit	Upper Limit	Measured	Unit	Verdict
Ref. Power 1MHz/1MHz cond.	---	---	5.94	dBm	INFO
Ref. Frequency	---	---	2435.000	MHz	INFO

READ SA SETTINGS:

RefLevel [dBm] RefLevelOffset [dB] InpAtt [dB]	10.94 10.6 20
Start [MHz] Stop [MHz]	2422.000 2452.000
RBW [MHz] VBW [MHz]	0.003000 0.010000
Detector TraceMode	POS MAXH
Sweep: Time [ms] Count Points per Section Type	1000 20 1001 SWE

RESULT

Test Description	Lower Limit	Upper Limit	Measured	Unit	Verdict
Max Peak power Density	---	8	-14.81	dBm/3KHz	PASS



FCC Part 15.247 Peak Power Spectral Density DTS ~ WLAN2G4 nHT20-mode

General verdict

PASS

FCC Part 15.247 Peak Power Spectral Density DTS ~ WLAN2G4 nHT20-mode

Test References	
TC Start	05.04.2022 12:55:38
Ambit Temp [°C] Humidity [rel%]	28.7 22
System Version	3.0.6.0
Test Specification	FCC Part 15.247
Test Method	DTS: KDB 558074 D01 V05 - Chapter 8.4 DTS maximum power spectral density level in the fundamental emission
TC Version	0.0.1
My Description	FCC 15.247 Peak Power Spectral Density DTS - WLAN 2G4 nHT20_mode
Add. Information	

EUT Common Settings WLAN2G4	
Number of Antenna Ports	1
User Interaction	No

Test Parameter	
Technology to test	WLAN2G4 nHT20-mode
Antenna Port used	1
Temperature	nom
Voltage	nom
Frequency low to test	False Freq [MHz] 2412
Frequency mid to test	False Freq [MHz] 2437
Frequency high to test	True Freq [MHz] 2462
Auto Control enabled Power Supply Climatic Box	No No
Additional Path Loss [dB]	0.5
Switched Path	EUT - SignalingUnit - SpectrumAnalyzer

Test Equipment	
Signal analyzer,Rohde&Schwarz,FSV-30,1321.3008K30/103809,3.70	
Signaling unit,Rohde&Schwarz,CMW,1201.0002k75/102550,4.0.61	
Switch matrix,CTCadvanced,RSM-1 NI DAQ,29655273,NI	

Test at TX 2462 MHz

RESULT: Reference Power cond.

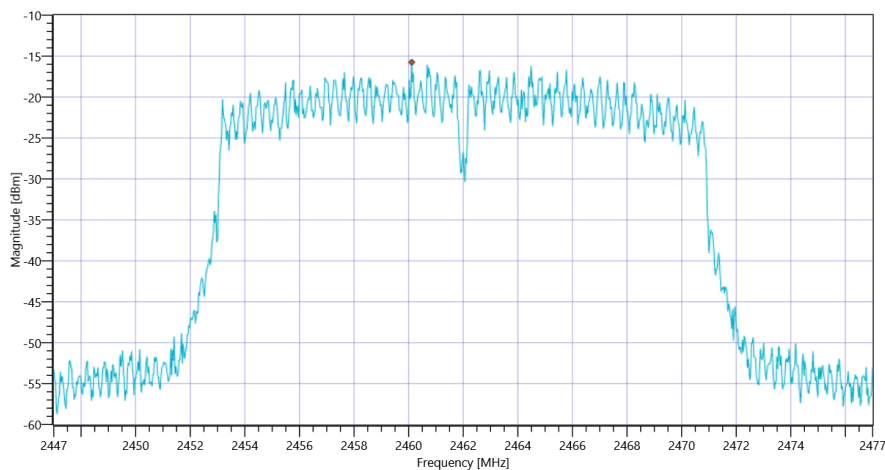
Test Description	Lower Limit	Upper Limit	Measured	Unit	Verdict
Ref. Power 1MHz/1MHz cond.	---	---	6.12	dBm	INFO
Ref. Frequency	---	---	2460.900	MHz	INFO

READ SA SETTINGS:

RefLevel [dBm] RefLevelOffset [dB] InpAtt [dB]	11.12 10.61 20
Start [MHz] Stop [MHz]	2447.000 2477.000
RBW [MHz] VBW [MHz]	0.003000 0.010000
Detector TraceMode	POS MAXH
Sweep: Time [ms] Count Points per Section Type	1000 20 1001 SWE

RESULT

Test Description	Lower Limit	Upper Limit	Measured	Unit	Verdict
Max Peak power Density	---	8	-15.75	dBm/3KHz	PASS



FCC Part 15.247 Peak Power Spectral Density DTS ~ WLAN2G4 nHT20-mode

General verdict

PASS

FCC Part 15.247 TX Spurious Conducted 20dBc ~ WLAN2G4 b-mode

Test References	
TC Start	05.04.2022 09:08:21
Ambit Temp [°C] Humidity [rel%]	21.6 31
System Version	3.0.6.0
Test Specification	FCC Part 15.247
Test Method	IF DTS then 8.5 DTS emissions in non-restricted frequency bands: Subclause 11.11 of ANSI C63.10 is applicable.
TC Version	0.0.1
My Description	FCC 15.247 TX Emissions Conducted DTS - WLAN2G4 b-mode
Add. Information	

EUT Common Settings WLAN2G4	
Number of Antenna Ports	1
User Interaction	No

Test Parameter	
Technology to test	WLAN2G4 b-mode
Antenna Port used	1
Temperature	nom
Voltage	nom
Frequency low to test	True Freq [MHz] 2412
Frequency mid to test	False Freq [MHz] 2437
Frequency high to test	False Freq [MHz] 2462
Auto Control enabled Power Supply Climatic Box	No No
Additional Path Loss [dB]	0.5
Switched Path	EUT - SignalingUnit - SpectrumAnalyzer

Test Equipment	
Signal analyzer,Rohde&Schwarz,FSV-30,1321.3008K30/103809,3.70	
Signaling unit,Rohde&Schwarz,CMW,1201.0002k75/102550,4.0.61	
Switch matrix,CTCadvanced,RSM-1 NI DAQ,29655273,NI	

Test at TX 2412 MHz

RESULT: Reference Power cond.

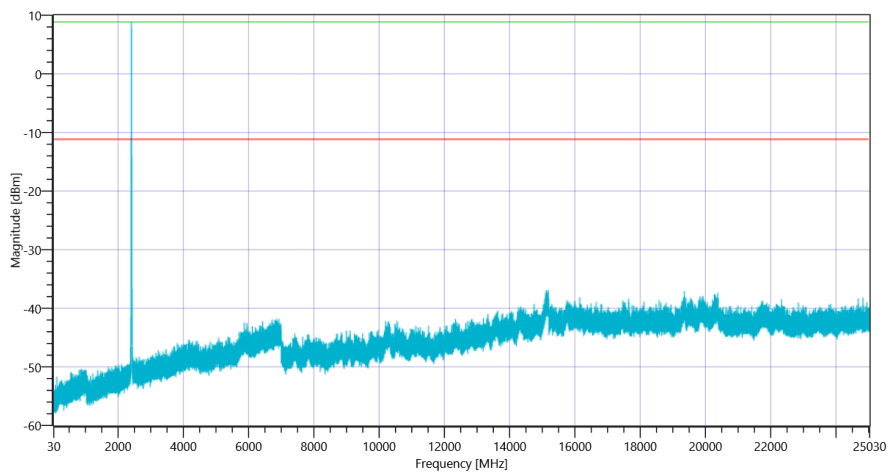
Test Description	Lower Limit	Upper Limit	Measured	Unit	Verdict
Ref. Power 1MHz/1MHz cond.	---	---	13.65	dBm	INFO
Ref. Frequency	---	---	2411.300	MHz	INFO

READ SA SETTINGS:

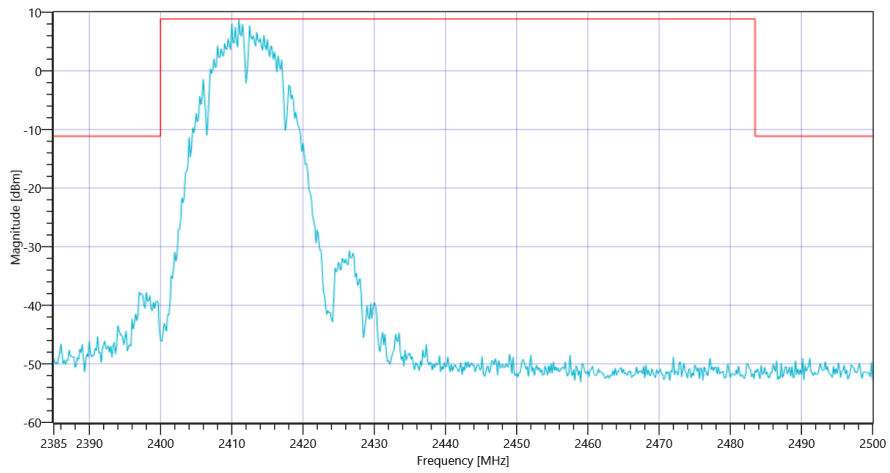
RefLevel [dBm] RefLevelOffset [dB] InpAtt [dB]	13.65 0 30
Start [MHz] Stop [MHz]	24530.000 25030.000
RBW [MHz] VBW [MHz]	0.100000 0.300000
Detector TraceMode	POS MAXH
Sweep: Time [ms] Count Points per Section Type	200 25 3001 SWE

RESULT

Test Description	Lower Limit	Upper Limit	Measured	Unit	Verdict
Reference @ 2411.00 MHz	---	---	8.85	dBm	INFO
No peaks detected	---	---			PASS
Lowest margin to limit 15122 MHz	0	---	25.75	dB	INFO



FCC Part 15.247 TX Spurious Conducted 20dBc ~ WLAN2G4 b-mode 2412



FCC Part 15.247 TX Spurious Conducted 20dBc ~ WLAN2G4 b-mode 2412

General verdict

PASS

FCC Part 15.247 TX Spurious Conducted 20dBc ~ WLAN2G4 b-mode

Test References	
TC Start	05.04.2022 09:24:29
Ambit Temp [°C] Humidity [rel%]	22.0 29
System Version	3.0.6.0
Test Specification	FCC Part 15.247
Test Method	IF DTS then 8.5 DTS emissions in non-restricted frequency bands: Subclause 11.11 of ANSI C63.10 is applicable.
TC Version	0.0.1
My Description	FCC 15.247 TX Emissions Conducted DTS - WLAN2G4 b-mode
Add. Information	

EUT Common Settings WLAN2G4	
Number of Antenna Ports	1
User Interaction	No

Test Parameter	
Technology to test	WLAN2G4 b-mode
Antenna Port used	1
Temperature	nom
Voltage	nom
Frequency low to test	False Freq [MHz] 2412
Frequency mid to test	True Freq [MHz] 2437
Frequency high to test	False Freq [MHz] 2462
Auto Control enabled Power Supply Climatic Box	No No
Additional Path Loss [dB]	0.5
Switched Path	EUT - SignalingUnit - SpectrumAnalyzer

Test Equipment	
Signal analyzer,Rohde&Schwarz,FSV-30,1321.3008K30/103809,3.70	
Signaling unit,Rohde&Schwarz,CMW,1201.0002k75/102550,4.0.61	
Switch matrix,CTCadvanced,RSM-1 NI DAQ,29655273,NI	

Test at TX 2437 MHz

RESULT: Reference Power cond.

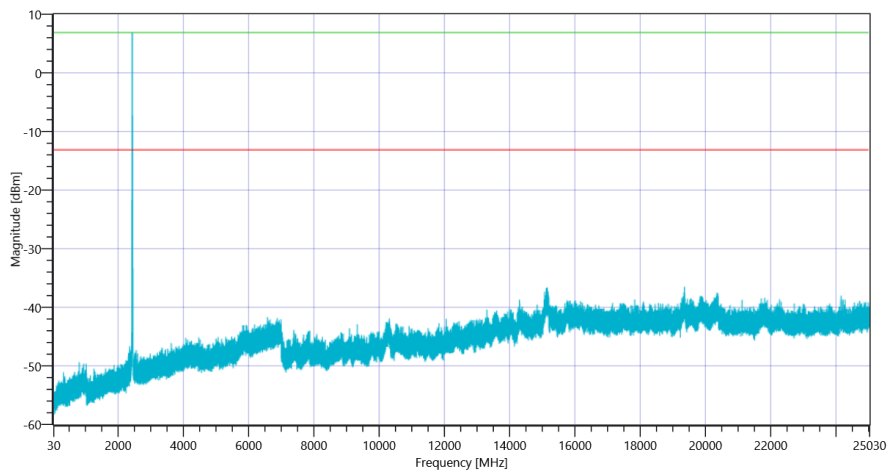
Test Description	Lower Limit	Upper Limit	Measured	Unit	Verdict
Ref. Power 1MHz/1MHz cond.	---	---	11.67	dBm	INFO
Ref. Frequency	---	---	2435.700	MHz	INFO

READ SA SETTINGS:

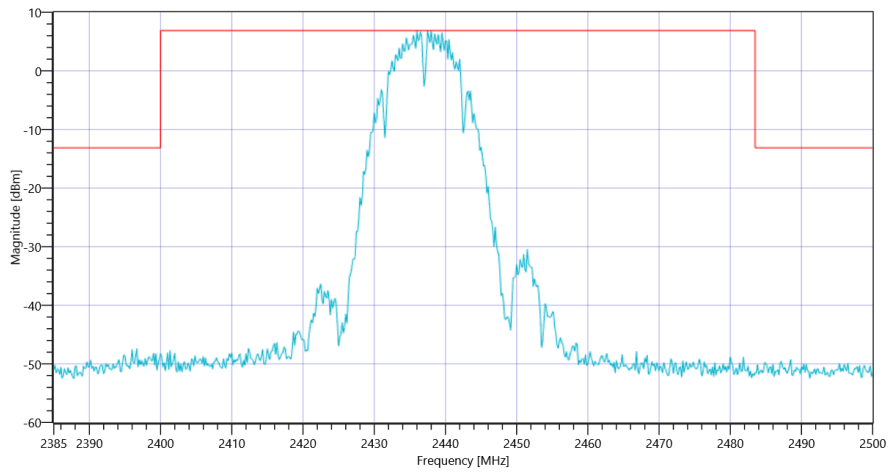
RefLevel [dBm] RefLevelOffset [dB] InpAtt [dB]	11.67 0 30
Start [MHz] Stop [MHz]	24530.000 25030.000
RBW [MHz] VBW [MHz]	0.100000 0.300000
Detector TraceMode	POS MAXH
Sweep: Time [ms] Count Points per Section Type	200 25 3001 SWE

RESULT

Test Description	Lower Limit	Upper Limit	Measured	Unit	Verdict
Reference @ 2438.00 MHz	---	---	6.88	dBm	INFO
No peaks detected	---	---			PASS
Lowest margin to limit 19358.333 MHz	0	---	23.38	dB	INFO



FCC Part 15.247 TX Spurious Conducted 20dBc ~ WLAN2G4 b-mode 2437



FCC Part 15.247 TX Spurious Conducted 20dBc ~ WLAN2G4 b-mode 2437

General verdict

PASS

FCC Part 15.247 TX Spurious Conducted 20dBc ~ WLAN2G4 b-mode

Test References	
TC Start	05.04.2022 09:42:16
Ambit Temp [°C] Humidity [rel%]	23.4 27
System Version	3.0.6.0
Test Specification	FCC Part 15.247
Test Method	IF DTS then 8.5 DTS emissions in non-restricted frequency bands: Subclause 11.11 of ANSI C63.10 is applicable.
TC Version	0.0.1
My Description	FCC 15.247 TX Emissions Conducted DTS - WLAN2G4 b-mode
Add. Information	

EUT Common Settings WLAN2G4	
Number of Antenna Ports	1
User Interaction	No

Test Parameter	
Technology to test	WLAN2G4 b-mode
Antenna Port used	1
Temperature	nom
Voltage	nom
Frequency low to test	False Freq [MHz] 2412
Frequency mid to test	False Freq [MHz] 2437
Frequency high to test	True Freq [MHz] 2462
Auto Control enabled Power Supply Climatic Box	No No
Additional Path Loss [dB]	0.5
Switched Path	EUT - SignalingUnit - SpectrumAnalyzer

Test Equipment	
Signal analyzer,Rohde&Schwarz,FSV-30,1321.3008K30/103809,3.70	
Signaling unit,Rohde&Schwarz,CMW,1201.0002k75/102550,4.0.61	
Switch matrix,CTCadvanced,RSM-1 NI DAQ,29655273,NI	