

1. Photographs of Conducted Emissions Test Configuration

O-435




Front view



Side view

Under table view



O-435E




Front view



Side view

Under table view



2. Photographs of Radiated Emissions Test Configuration

For radiated emissions 30MHz~1GHz

O-435

Front view




Rear view



O-435E

Front view



Rear view



For radiated emissions above 1GHz
O-435

Front view



Rear view



O-435E
Full RU
Channel Puncturing

Front view




Rear view



O-435E
Multi-RU

Front view



Rear view



————THE END————