

## Poly Charging 1-1

A few things you should know about Poly and charging. First Poly does not come with its own charger but most likely you already have what you need. Poly like the Mojo uses a Micro USB port for charging. That means any modern smart phone USB charger will work as long as its 5v 1 Amp rated. Check the small print on any charger before you use it. Poly when connected to Mojo can charge both units simultaneously using 2 Amp Chargers. 1 Amp chargers will not charge Poly and Mojo simultaneously. If you do not have a 2 Amp charger you can charge Poly and Mojo separately with two 1 Amp chargers. Do not try to charge Poly with a computer USB port as they are only rated at 0.5Amps and will not charge Poly properly.

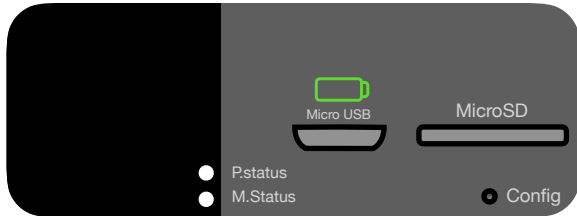
While charging Poly's P.status LED will be solid white. When Poly is fully charged P.status LED will change to solid blue indicating a full charge.

If the Poly/Mojo are going to be plugged into power consistently it is recommended it be turned off during times they aren't being used. This will allow the battery to stop receiving charge once fully charged and keep the battery from trying to top off reducing its lifespan.

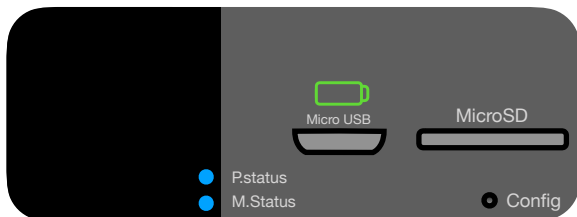
Apple 10 Watt iPad Charger is a good example for a 2 Amp Charger.	Poly Charge Time	Mojo Charge Time	Playback Time
2 Amp Charging Only	4hr	4hr	9hr (average)
2 Amp Charge and Play	4hr	8hr	



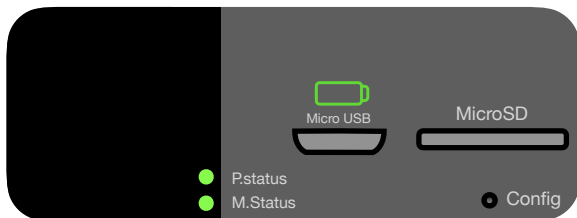
In the illustrations both Poly and Mojo are at identical battery status. This may not happen in real world use.



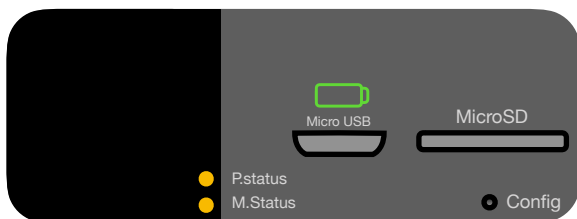
Charging Poly and Mojo via Poly Micro USB Port



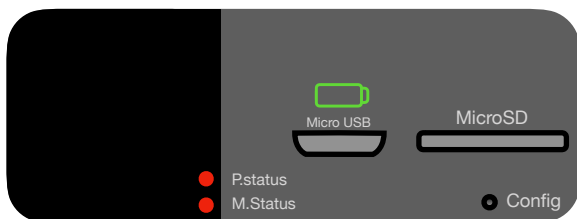
Poly and Mojo: 75%-100%



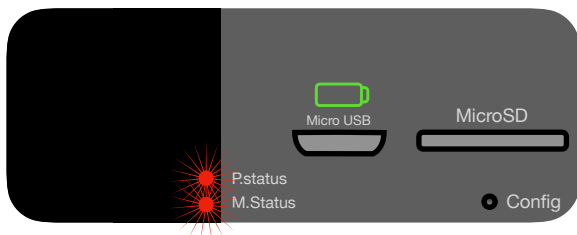
Poly and Mojo: 50-75%



Poly and Mojo: 25-50%



Poly and Mojo 5-25%



Poly and Mojo 0-5%