

Job Name

Purchaser

Submitted to

Unit Designation

Location

Engineer

Reference

Schedule #

Approval

Construction

Specifications			
Model	Indoor Unit Model Number (US Code)		AC036BNHDCH/AA (CNH36HDB)
	Outdoor Unit Model Number (US Code)		AC036BXADCH/AA (CXH36ADB)
Performance ¹	Nominal Capacity	Cooling / Heating (Btu/h)	36,000 / 40,000
	Capacity Range	Cooling (Btu/h)	11,500 - 44,000
		Heating (Btu/h)	10,500 - 56,000
	SEER / EER		19.0 / 10.7
	COP (nominal heating)		3.4
	HSPF		10
AHRI Certification Number		207465462	
Power	Voltage	ø / V / Hz	1 / 208-230 / 60
	Working Voltage Range (VAC)		176 - 254 (max. 3% deviation from each)
	Operating Current (min. / std. / max.)	Cooling (A)	4.8 / 15.4 / 19.3
		Heating (A)	3.5 / 15.6 / 24.0
	Max. Breaker	Amps	35
Min. Circuit Ampacity (A)	24.5		
Dimensions	W X H X D (in.)	Indoor Unit	51 3/16 X 11 13/16 X 27 9/16
	Duct Connections (W X H)	Outdoor Unit	37 X 47 11/16 X 13
		Supply (in.)	49 5/16 X 10 5/8
		Return (ID, in.)	49 5/16 X 10 5/8
	Weight (lbs.)	Indoor Unit	97.0
Outdoor Unit		190.7	
Sound Pressure Level	Indoor Unit dB(A)	L / M / H	35 / 39 / 43
	Outdoor Unit dB(A)	Cooling / Heating (high)	52 / 54
Operating Temperatures	Outdoor	Cooling	23 ~ 122°F (-5 ~ 50°C)
		Heating	0 ~ 122°F (-18 ~ 50°C) w/ baffle
	Indoor	Cooling	-4 ~ 75°F (-20 ~ 24°C)
		Heating	61 ~ 90°F (16 ~ 32°C)
Pipe Connections	Indoor & Outdoor	High side (flare)	3/8"
		Low side (flare)	5/8"
	Maximum (ft.)		246
	Maximum Vertical Separation (ft.)		98.4
Condensate Connection (with included adapter)		1 1/16" ID for 3/4" PVC	
Refrigerant	Type		R410A
	Control Method		Electronic Expansion Valve
	Factory Charge	lbs.	6.39
	Charged for		24.6 ft
	Additional Refrigerant		0.11 oz/ft over 24.6 ft
Compressor	Manufacturer		Samsung
	Type		Inverter Driven, Twin BLDC Rotary
	RLA	Amps	14.7
Evaporator Fan	Type		BLDC (1) With Sirocco Fan (3)
	Air Volume	CFM (L/M/H)	848 / 1024 / 1165 (at standard ESP)
	Output (W) / FLA (A)		244 W / 3.50 A
	Static Pressure	Standard ("WC)	0.58
Min. / Max. ("WC)		0.12 - 0.79	
Condenser Fan	Motor		BLDC With Axial Type Fan (2)
	FLA / Watts / CFM (max.)		1.25 A / 125 W / 3,532 CFM
Safety	Certifications	UL 1995	
	Devices: PCB fuses, indoor unit terminal block thermal fuse, current transformer, over-voltage protection, crankcase heating, temperature limit protection logic, compressor overload sensing		



- General Information**
- The outdoor unit shall supply power to indoor unit via 14 AWG X 3 power wire
 - High-voltage terminal block temperature sensor to disable unit in the event of power connection overheating
 - Integral condensate pump with maximum 29" lift from bottom of the unit with check valve and float switch that disables indoor should condensate overflow be detected.
 - Auto-restart after power loss
 - Soft-start compressor minimizing current inrush
 - All heat exchangers shall be mechanically bonded aluminum fin to copper tube
 - The condensing unit heat exchanger salt spray test method: ISO-9227 - the heat exchanger showed no unusual rust or corrosion development to 3,000 hours.

- Option settings**
- The outdoor unit shall have snow accumulation prevention option setting to prevent snow drifting against an idle outdoor unit.
 - Night-time Quiet Mode: reduction of operational sound during *(automatic or manual activation)*.
 - Emergency Temperature Output (ETO) function: when indoor unit is in error status or when room temperature exceeds configurable temperature level, the system outputs a signal to an external source, e.g., backup system, building management system, alert device (ex: status light, warning lamp, buzzer).
 - System can be set up as heating/cooling, cooling only, or heating only via outdoor unit option setting.
 - Maximum Current Control configurable from 50% - 100% via outdoor unit, wired controller, or central controller

- Indoor Fan**
- Indoor fan is sirocco type
 - Three fan speed settings and auto setting
 - Smart pressure control feature that adjusts fan speed based on ESP delivering consistent heating and cooling power
 - The indoor unit shall have a smart-tuning function that can provide optimized comfort by allowing the occupant to offset the fan CFM curve with a wired remote controller (MWR-WG00UN) to increase or decrease airflow.
 - The indoor unit shall have automatic air volume scanning for simple setup and optimized comfort settings for the occupant.

- Construction**
- Outdoor unit shall be galvanized steel with a baked-on powder coated finish for durability
 - Indoor Unit: Insulated, galvanized steel.

- Controls**
- Control wiring shall be 2 X 16 AWG
 - No additional interface modules/adapters are required when connecting to Samsung central control options.
 - The unit shall be operated via a wireless or wired remote control with DDC type signal
 - Dual set temperature support when connected to MWR-WG00UN Advanced Wired Controller or central control options.
 - Wired or wireless controllers must be purchased separately

- Refrigerant System**
- The compressor shall be hermetically sealed, inverter-controlled BLDC rotary type.
 - Refrigerant flow shall be controlled by an electronic expansion valve at outdoor unit

- Air Filtration**
- Air filtration shall be field provided
 - Pressure drop across field-supplied filter must be factored into the total ESP.

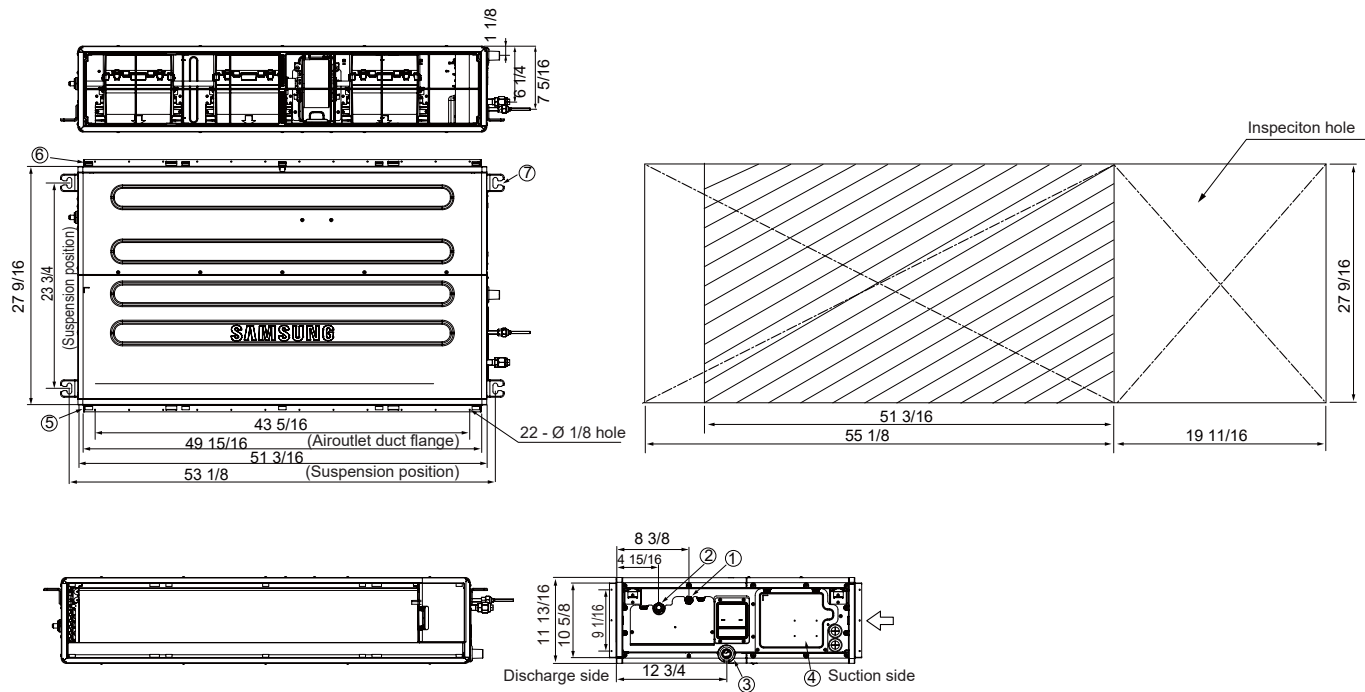
Warranty
10 Years compressor, 10 years parts, 1 year limited labor when registered

¹ Certified in accordance with the AHRI Unitary Small Air-Source Heat Pumps (USHP) Certification Program which is based on the latest edition of AHRI Standard 210/240.

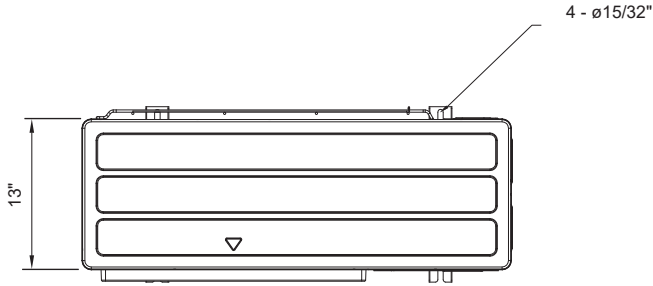
Samsung HVAC maintains a policy of ongoing development, specifications are subject to change without notice. Refer to www.AHRIdirectory.org for current reference numbers.

Optional Accessories

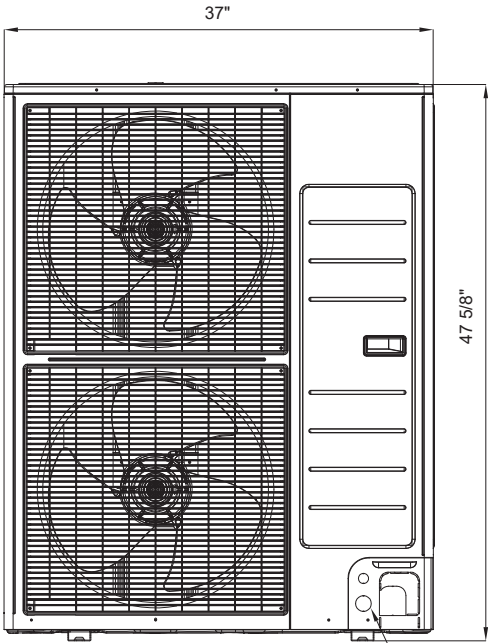
Wired Controller	Advanced	MWR-WG00UN
	Touchscreen	MWR-SH11UN
Thermostat Adaptor (for connection to a standard 24VAC thermostat)		MIM-A60UN
Wireless Signal Control	Wireless Signal Receiver	MRK-A10N
	Wireless Controller	AR-EH04U
Wi-Fi Adapter		MIM-H05UN
External Temperature Sensor		MRW-TA
Filter Box		FB-DS3
External Contact Control		MIM-B14
Wall Bracket (for outdoor unit)		CKN-250
Wind Baffles	Front	WBF-1M2
	Back	WBB-2M-B
Hail Guard Kit (includes back and side guards)		HGK-4
Line Sets - insulated and flared, interconnect cables included	25' - ILS-2510	
	50' - ILS-5010	



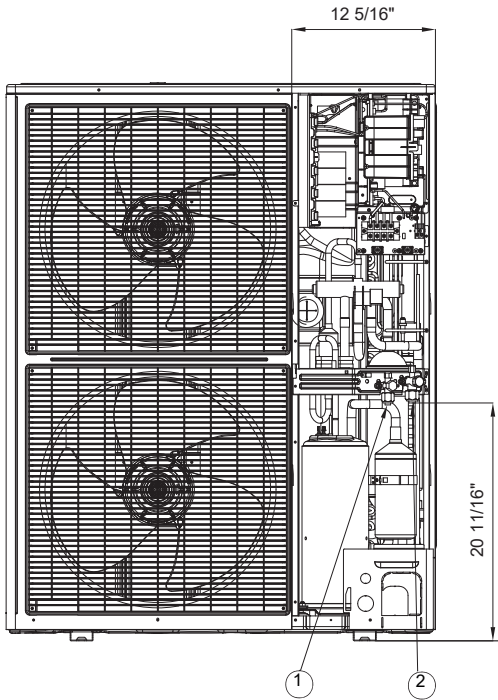
No.	Name	Description
①	Refrigerant Liquid Pipe	Ø 3/8"
②	Refrigerant Gas Pipe	Ø 5/8"
③	Condensate Drain	3/4" (OD 1.05")
④	Power & Comm. Wiring Conduits	-
⑤	Supply Air Flange	-
⑥	Return Air Flange	-
⑦	Hook	-



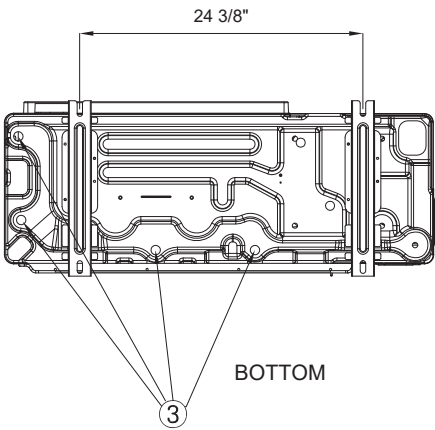
TOP



FRONT



FRONT WITHOUT SERVICE COVER



BOTTOM

No.	Name	Description
1	Refrigerant liquid pipe	Ø 3/8
2	Refrigerant gas pipe	Ø 5/8
3	Drain hole	Connect with provided drain plug