

Project:		Catalog #:		Type:	
Preparer:		Notes:		Date:	



DLLP-6IN

6" LowPro Canless Direct Mount Downlight Indoor | Outdoor 5-CCT ColorPreference®

Project Applications

Retrofit, New Construction, Residential, Multi-Family, Mixed Use Light Commercial, Outdoor Soffit & Canopy, Porches, Entry Ways



PRODUCT OVERVIEW

ETI SSL's DLLP LowPro family of direct mount, ultra-low profile, wet location downlights are designed for use in both indoor and outdoor residential and light commercial applications. Our products are engineered using the latest innovative LED technologies to provide the perfect mix of modern design, performance, world class quality and reliability. All at a superior value to the designer, specifier, contractor and end-user.

The DLLP family is an extremely versatile product series designed for use in many retrofit, remodel or new construction applications. Installs quickly and directly into a drywall or drop ceiling without the need and expense of a separate recessed downlight housing or secondary junction box. Includes certifications to both ENERGY STAR® and the California Appliance Efficiency Database under JA8 that can be used to comply with California Title 24 Part 6 High Efficacy LED light source requirements.

ETI's patented integral ColorPreference® field selectable 5-CCT (2700K, 3000K, 3500K, 4000K & 5000K) comes standard in the DLLP family. A simple toggle switch on the remote driver housing/wiring box sets the desired CCT in the field. Helps to reduce SKU complexity while providing added design flexibility. Easily enhance user visual experiences for many tasks or applications that can require multiple color temperatures.

KEY PRODUCT FEATURES, DETAILS & SPECS

- Direct mount w/ spring clips - no separate recessed housing or j-box needed
- Ultra-low profile design with a fixture height of 1.1" ideal for shallow applications
- Type IC Rated for direct contact with insulation if applicable
- ColorPreference® field selectable 5-CCT (2700K, 3000K, 3500K, 4000K & 5000K)
- 90+ CRI with a R9 greater than 50 for true accurate color rendering
- Air Tight Certified per ASTM E283 helps HVAC energy efficiency & cost savings
- Wet location listed w/ IP65 cable connectors (showers, protected ceilings, etc.)
- 23" IP65 low voltage connecting cables standard (w/ optional 12' & 20' extension cables)
- 6" round delivers a minimum 1,142 lumens @ 13.8W, 2700K, 120V
- Dimmable to 10% with many common 120V TRIAC & ELV dimmers
- Residential & light commercial applications (retrofit, remodel, new construction)
- Optional new construction rough-in guide plates available
- Optional designer color trim rings available
- Wiring compartment w/ easy push tabs for pulling wires per NEC Code
- California JA8 certified & can be used to comply with Title 24 requirements
- ENERGY STAR® rated to meet strict efficiency, quality & lifetime criteria

STOCK ORDERING INFORMATION^{1,2,3} (5-CCT ColorPreference field selectable)

Catalog Logic/PT#	Model #	Size	Lumens	Wattage	LPW	ColorPreference	CRI	Voltage	Dimming	Energy Star
DLLP-6IN-900LM-9-5CP-SV-TD	53807103	6"	1142	13.8	82.8	2700K (factory)	90 (min)	120	TRIAC	Yes
			1218		88.2	3000K				
			1319		95.6	3500K				
			1364		98.8	4000K				
			1370		99.3	5000K				


Notes:

1. Installing contractor responsible for ensuring desired CCT is selected during installation.
2. See next page for available stock accessories.
3. Search '538071##' on the ENERGY STAR® or CEC JA8 Database to view certifications.

DLLP-6IN

6" LowPro Canless Direct Mount Downlight
5-CCT ColorPreference® | 1.1" Ultra-low Profile | JA8 | ENERGY STAR® | 5-yr Warranty

AVAILABLE STOCK ACCESSORIES (must be ordered separately)



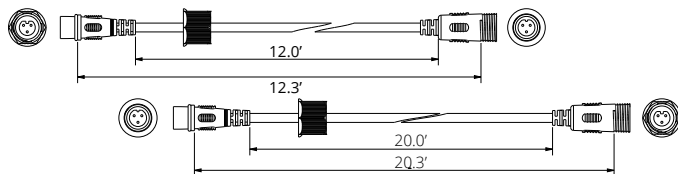
Rough-in Guide Plate (new construction)

Catalog Logic/PT#	Model #
LPGP-6IN	70313101



Emergency LED Driver/BBU (field installed)

Catalog Logic/PT#	Model #	Description
EMA25FY-170	70112202	25W, IP rated, 90 minutes



IP65 Extension Cables (low voltage)

Catalog Logic/PT#	Model #
LP-12FT-EXTENCORD-IP65	906007760
LP-20FT-EXTENCORD-IP65	906007770



Designer Color Trim Rings

Catalog Logic/PT#	Model #	Finish
DLLP-6IN-TRIM-BZ	90600736	Oil Rubbed Bronze
DLLP-6IN-TRIM-B	90600749	Black
DLLP-6IN-TRIM-BN	90600748	Brushed Nickel

5-CCT ColorPreference® (field selectable)



Patented ColorPreference® field selectable color temperature system and driver helps to provide added design flexibility and simplified SKU reduction and complexity.

An integrated switch on the remote driver box toggles between 2700K, 3000K, 3500K, 4000K and 5000K. (set to 2700K standard from the factory)



PHOTOMETRIC DETAILS (cont'd)

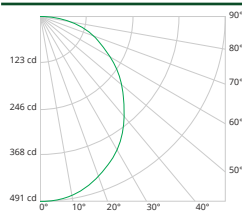
DLLP-6IN-900LM-9-5CP-SV-TD (4000K data)

Luminaire Data

IES File Name	53807103_40K.IES
CCT & CRI	4000K, 90CRI minimum
Initial Delivered Lumens	1364
Wattage	13.8W
Efficacy	98.8
Beam Angle	50% = 110° 10% = 160°

Photometric values based on tests performed in compliance with LM-63 & LM-79.

Indoor Candela Plot



Zonal Lumen Summary

Zone	Lumens	% Luminaire
0-30	379	27.7%
0-40	618	45.3%
0-60	1084	79.4%
0-90	1364	100.0%
0-180	n/a	n/a

Candlepower

Angle	0°	90°
0	491	491
5	489	489
10	483	482
15	470	470
20	454	453
25	434	433
30	410	410
35	382	382
40	352	351
45	319	319
50	283	284
55	246	246
60	208	208
65	168	168
70	128	127
75	87	87
80	48	48
85	14	14
90	0	0

Coefficients of Utilization

rc rw RCR	Effective Floor Cavity Reflectance 20%																						
	80%				70%				50%				30%				10%				0%		
	70	50	30	10	70	50	30	10	50	30	10	50	30	10	50	30	10	50	30	10	0		
0	119	119	119	119	116	116	116	116	111	111	111	106	106	106	102	102	102	100					
1	109	104	100	96	106	102	98	95	98	94	92	94	91	89	90	88	86	84					
2	99	91	84	78	96	89	83	77	85	80	76	82	78	74	79	75	72	70					
3	90	80	72	65	88	78	71	64	75	69	63	72	67	62	70	65	61	59					
4	83	71	62	55	80	69	61	55	67	60	54	64	58	53	62	57	53	50					
5	76	63	54	47	74	62	54	47	60	52	47	58	51	46	56	50	46	44					
6	70	57	48	41	68	56	47	41	54	46	41	52	46	40	51	45	40	38					
7	65	52	43	37	63	51	42	36	49	42	36	48	41	36	46	40	36	34					
8	61	47	38	33	59	46	38	33	45	38	32	44	37	32	43	36	32	30					
9	57	43	35	29	55	43	35	29	41	34	29	40	34	29	39	33	29	27					
10	53	40	32	27	52	39	32	27	38	31	26	37	31	26	36	30	26	24					

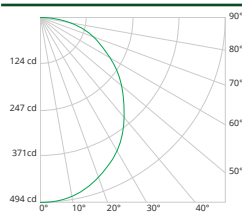
DLLP-6IN-900LM-9-5CP-SV-TD (5000K data)

Luminaire Data

IES File Name	53807103_50K.IES
CCT & CRI	5000K, 90CRI minimum
Initial Delivered Lumens	1370
Wattage	13.8W
Efficacy	99.3
Beam Angle	50% = 110° 10% = 160°

Photometric values based on tests performed in compliance with LM-63 & LM-79.

Indoor Candela Plot



Zonal Lumen Summary

Zone	Lumens	% Luminaire
0-30	380	27.7%
0-40	620	45.3%
0-60	1089	79.4%
0-90	1370	100.0%
0-180	n/a	n/a

Candlepower

Angle	0°	90°
0	494	494
5	492	491
10	485	484
15	473	472
20	456	456
25	436	435
30	411	411
35	384	383
40	354	353
45	320	320
50	285	285
55	248	247
60	209	209
65	169	168
70	128	128
75	88	88
80	49	49
85	14	14
90	0	0

Coefficients of Utilization

rc rw RCR	Effective Floor Cavity Reflectance 20%																						
	80%				70%				50%				30%				10%				0%		
	70	50	30	10	70	50	30	10	50	30	10	50	30	10	50	30	10	50	30	10	0		
0	119	119	119	119	116	116	116	116	111	111	111	106	106	106	102	102	102	100					
1	109	104	100	96	106	102	98	95	98	94	92	94	91	89	90	88	86	84					
2	99	91	84	78	96	89	83	77	85	80	76	82	78	74	79	75	72	70					
3	90	80	72	65	88	78	71	64	75	69	63	72	67	62	70	65	61	59					
4	83	71	62	55	80	69	61	55	67	60	54	64	58	53	62	57	53	50					
5	76	63	54	47	74	62	54	47	60	52	47	58	51	46	56	50	46	44					
6	70	57	48	41	68	56	47	41	54	46	41	52	46	40	51	45	40	38					
7	65	52	43	37	63	51	42	36	49	42	36	48	41	36	46	40	36	34					
8	61	47	38	33	59	46	38	33	45	38	32	44	37	32	43	36	32	30					
9	57	43	35	29	55	43	35	29	41	34	29	40	34	29	39	33	29	27					
10	53	40	32	27	52	39	32	27	38	31	26	37	31	26	36	30	26	24					

DLLP-6IN

6" LowPro Canless Direct Mount Downlight
5-CCT ColorPreference® | 1.1" Ultra-low Profile | JA8 | ENERGY STAR® | 5-yr Warranty

PRODUCT SPECIFICATIONS

Construction

Die-cast aluminum housing design for maximum thermal management and performance for use in both IC and non-IC applications. High impact, diffuse polymer lens provides direct view shielding of LED array providing zero pixelation and overall visual comfort.

Optics

Uniform illumination is achieved by the coupling of the LED platform with a high impact polymer diffusing lens. The optical system creates an extremely uniform wide distribution with optimized fixture to fixture spacing. Diffusing lens provides a uniform and soft visual appearance when in direct view with no LED pixelation and provides excellent visual comfort.

Electrical

Remote 120V 60HZ constant current driver engineered to provide noise free operation. Continuous flicker-free dimming from 100% to as low as 10% with select TRIAC dimmers (recommended using dimmers with low end trim adjustment). Always consult dimmer manufacturer for proper use, installation and compatibility (some dimmers may require a neutral in the wall box). 70.8% lumen maintenance at 54,000 hours (L71/54,000) per IES TM-21.

Mounting & Installation

Two low-profile spring retention clips are designed to retain the downlight in drywall or drop ceiling applications without the need of a separate recessed housing or junction box for installation. Can be easily installed and serviced from below the mounting/ceiling surface. Minimum 2" plenum space required for the remote driver box installation. Installer must ensure fitment compatibility in any application and overall compliance to all applicable local and national building and electrical codes.

Compliance & Certification

All luminaires are built to UL1598 standards with appropriate UL/cUL labels. Suitable for wet location use. Adheres to LM63, LM79, LM80 and TM21 industry standards for fixture performance and lumen maintenance calculations. ENERGY STAR® listed product. Always refer to ENERGY STAR® database for current listings. Product can be used to comply with California Title 24 High Efficacy requirements. Product certified to California Appliance Efficiency Database under JA8. Suitable for use in clothes closets when installed in accordance with the NEC 410.16 spacing requirements. (Search '538071##' on the ENERGY STAR® or CEC JA8 Database to view certifications.)

ColorPreference® Field Selectable CCT

Patented ColorPreference® field selectable color temperature system and driver helps to provide added design flexibility and simplified SKU reduction and reduced complexity. An integrated switch on the remote driver box toggles between 2700K, 3000K, 3500K, 4000K and 5000K. (set to 2700K standard from the factory).

Warranty

The DLLP series of luminaires ships with ETI SSL's 5-year standard warranty. (Terms & Conditions apply).

Load Information

Power Factor	> 0.90
THD	n/a
Frequency	60 Hz
Sound Rating	< 20 DbA
Low Temp Start	-25° C (-18.4° F)
Max Temp	40° C (104° F)
Unit Weight	1.4 lbs

Shipping Information

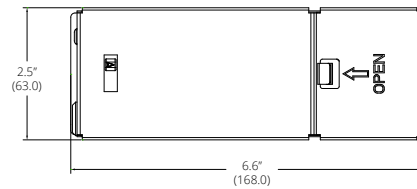
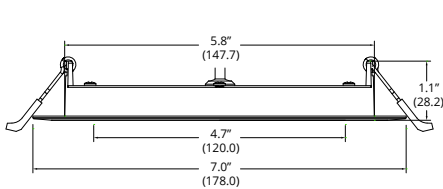
Size	Unit Weight ¹	Pallet ² (52"l x 43"w x 56"h)
6"	1.6 lbs	540 units per

1. Case pack weighs 33.2 lbs (20 units/case pack).
2. There are 27 case packs per pallet.

Lumen Maintenance

Ambient Temperature	TM-21 Lumen Maintenance (54,000 hours)
25° C (77° F)	> 70.81%

KEY DIMENSIONAL INFORMATION



ADDITIONAL DIMENSIONAL DETAILS

Luminous Window: 4.7" dia. (120.0) Ceiling Opening: 6.19" dia. (157.2) Outer Trim: 7.0" dia. (178.0)
Note: All dimensions are in inches (millimeters). Max ceiling opening not to exceed 6.66" (169.3)

Profile Height: 1.1" (28.2)

PROJECT NOTES:

Empty project notes area.